




---

Virtual Machine/  
System Product

**System Messages and Codes**

Release 5

SC19-6204-4






---

Virtual Machine/  
System Product

**System Messages and Codes**

Release 5

SC19-6204-4



## **Fifth Edition (December 1986)**

This edition, SC19-6204-4, is a revision of SC19-6204-3, and applies to Release 5 of the IBM Virtual Machine/System Product (VM/SP) and to all subsequent releases until otherwise indicated in new editions or Technical Newsletters. Changes are periodically made to the information contained herein; before using this publication in connection with the operation of IBM systems, consult the latest *IBM System/370, 30xx, and 4300 Processors Bibliography*, GC20-0001, for the editions that are applicable and current.

### **Summary of Changes**

For a list of changes, see page 579.

Technical changes and additions to text and illustrations are indicated by a vertical line to the left of the change.

References in this publication to IBM products, programs, or services do not imply that IBM intends to make these available in all countries in which IBM operates. Any reference to an IBM licensed program in this publication is not intended to state or imply that only IBM's licensed program may be used. Any functionally equivalent program may be used instead.

### **Ordering Publications**

Requests for IBM publications should be made to your IBM representative or to the IBM branch office serving your locality. Publications are *not* stocked at the address given below.

A form for reader's comments is provided at the back of this publication. If the form has been removed, comments may be addressed to IBM Corporation, Information Development, Dept. G60, P.O. Box 6, Endicott, New York, U.S.A. 13760. IBM may use or distribute any of the information you supply in any way it believes appropriate without incurring any obligation to you.

The form for readers' comments provided at the back of this publication may also be used to comment on the VM/SP online HELP facility.

# Preface

This publication is a reference manual designed for all users. It contains messages and codes produced by the IBM Virtual Machine/System Product (VM/SP).

This publication contains three sections: Introduction, System Codes, and System Messages.

The “Introduction” contains:

- The format of messages VM/SP generates
- Syntax conventions this publication uses
- CP problem determination procedures

The “System Codes” are divided into the following categories:

- Return Codes
- CP wait state codes
- Loader wait state codes
- Stand-alone dump facility wait state codes
- CP abend codes
- CMS abend codes
- GCS abend codes
- TSAF abend codes.

The “System Messages” section of this publication is divided as follows:

- Control Program (CP) Messages
- Conversational Monitor System (CMS) Messages
- Interactive Problem Control System (IPCS) Messages
- Group Control System (GCS) Messages
- Transparent Services Access Facility (TSAF) Messages.



# Contents

<b>Introduction</b> .....	<b>1</b>
<b>VM/SP Message Format</b> .....	<b>1</b>
VM/SP System Product Editor Messages .....	2
Messages With 4nxx Identifiers .....	2
Unnumbered Responses .....	3
<b>VM/SP Message Syntax Conventions</b> .....	<b>3</b>
<b>Displaying Messages at the Terminal</b> .....	<b>5</b>
<b>Displaying Messages in Other Languages</b> .....	<b>6</b>
<b>CP Problem Determination</b> .....	<b>6</b>
General User Action .....	7
System Operator Action .....	7
<b>System Codes</b> .....	<b>9</b>
<b>Return Codes</b> .....	<b>9</b>
Return Codes Produced by the CP DIRECT Command .....	10
Sample Return Code from a CP Command .....	11
Return Codes Produced by the CMS DDR Command .....	12
Return Codes Produced by IPCS .....	12
<b>CP Wait State Codes</b> .....	<b>13</b>
<b>Loader Wait State Codes</b> .....	<b>23</b>
<b>Stand-Alone Dump Facility Wait State Codes</b> .....	<b>26</b>
Stand-Alone Dump Program Generation Wait State Codes .....	26
Stand-Alone Dump Program Execution Wait State Codes .....	28
Normal Waits .....	30
<b>CP Abend Codes</b> .....	<b>32</b>
System Operator Action .....	32
System Programmer Action .....	33
<b>CMS Abend Codes</b> .....	<b>63</b>
<b>GCS Abend Codes</b> .....	<b>69</b>
Responding to Abends in GCS .....	69
Overview of Problem Determination Facilities .....	69
<b>TSAF Abend Codes</b> .....	<b>101</b>
<b>Control Program (CP) Messages</b> .....	<b>105</b>
<b>Conversational Monitor System (CMS) Messages</b> .....	<b>233</b>
<b>Interactive Problem Control System Extension (IPCS) Messages</b> .....	<b>473</b>
<b>Group Control System (GCS) Messages</b> .....	<b>491</b>
<b>Transparent Services Access Facility (TSAF) Messages</b> .....	<b>549</b>
<b>Other Messages</b> .....	<b>567</b>

CMS EDIT Messages .....	567
DEBUG Messages .....	575
CMS EXEC Messages .....	578
EXEC 2 Messages .....	578
System Product Interpreter Messages .....	578
<b>Summary of Changes .....</b>	<b>579</b>
Summary of Changes to SC19-6204-4 for VM/SP Release 5 .....	579
Addition of messages from new VM/SP components .....	579
Other Additions and Enhancements .....	579
Summary of Changes to SC19-6204-3 for VM/SP Release 4 .....	581
Split of this Publication .....	581
Addition of messages from new VM/SP components .....	581
Other Additions and Enhancements .....	581
Summary of Changes to SC19-6204-2 for VM/SP Release 3 .....	582
<b>Glossary of Terms and Abbreviations .....</b>	<b>585</b>
<b>Bibliography .....</b>	<b>587</b>
<b>Index .....</b>	<b>589</b>

## Figures

1.	Types and Meanings of Severity Codes .....	2
2.	Selected Message Variables .....	4
3.	CP Error Message Numbers .....	6
4.	Return Codes Produced by the CP DIRECT Command .....	11
5.	Example of a CP LINK Command .....	11
6.	Return Codes Produced by the CMS DDR Command .....	12
7.	Return Codes Produced by IPCS .....	12
8.	Wait Codes Upon Loader Termination .....	23
9.	CP Abend Codes .....	34
10.	CMS Abend Codes .....	64
11.	GCS Abend Codes .....	71
12.	TSAF Abend Codes .....	102





# Introduction

This section describes:

- The format of messages VM/SP generates.
- Syntax conventions used in this publication.
- CP problem determination procedures.

## VM/SP Message Format

Messages consist of a message identifier (for example, DMKCQG020E) and message text. The identifier distinguishes messages from each other. The text is a phrase or sentence describing a condition that has occurred or requesting a response from the user.

The message identifier consists of four fields: a prefix, a module code, a message number, and a severity code. The format of the message identifier is:

`xxxmmm###s` or `xxxmmm####s`

where:

**xxx** is the prefix. Messages are prefixed as follows:

- CP messages -- DMK
- CMS messages -- DMS
- IPCS messages -- DMM
- GCS messages -- CSI
- TSAF messages -- ATS.

**mmm** is the module code, three characters that indicate which module generated the message. This field is usually an abbreviation of the name of the module in which the error occurred.

**### or ####** is the message number, three or four digits that are associated with the condition that caused the message to be generated.

s is the severity code, a letter that indicates what kind of condition caused the message. The definition of the severity codes depends on the nature of the routine producing the message.

Figure 1 summarizes the message severity codes for each of the four VM/SP components.

Prefix	Code	Meaning
CP Commands (DMK)	A I W E	Immediate action required Information only Warning or System Wait Error
CMS Commands (DMS)	R I W E S T	Response Information only Warning Error Severe Error Terminating error
IPCS Commands (DMM)	R I E S	Response Information only Error Severe error
GCS Commands (CSI)	R I E S T	Response Information only Error Severe error Terminating error
TSAF Commands (ATS)	R I W E S T	Response Information only Warning Error Severe error Terminating error

Figure 1. Types and Meanings of Severity Codes

## VM/SP System Product Editor Messages

Error messages for the System Product Editor are located in the CMS section of this publication. VM/SP System Product Editor messages are spread between message numbers 497E and 700E. However, the messages within the 500 range (DMSmmm500E - DMSmmm599S) are only System Product Editor messages.

## Messages With 4nxx Identifiers

All messages issued from the CMSBAM discontinuous shared segment, as well as many of the messages issued from the CMSVSAM and CMSAMS discontinuous shared segment are identified by a 4nxx prefix. The text of these messages is in VSE format rather than the standard CMS format. Explanations for these messages are not in this manual. The appropriate message manual to be used for reference for 4nxx prefix messages is

determined by the associated access method. Messages relating to Sequential Access Method (SAM) are described in *VSE/Advanced Functions Messages*. Messages relating to Virtual Storage Access Method (VSAM) are described in *VSE/VSAM Messages and Codes*.

## Unnumbered Responses

All normal, unnumbered responses indicating the successful completion of a command (such as ready messages) are included in the following publications:

- *VM/SP CP Command Reference* (CP commands) and
- *VM/SP CMS Command Reference* (CMS commands).

Unnumbered responses can also be the result of executing system generation macro instruction or service programs. These responses, referred to as MNOTES, are documented in logic listings only.

## VM/SP Message Syntax Conventions

The syntax used in the VM/SP messages as printed in this book is as follows:

1. For uppercase messages (some CP, some CMS, some TSAF, and all IPCS messages), variables are denoted by lowercase; for mixed-case messages (most CP, most CMS, most TSAF, and all GCS messages), variables are denoted by italics. These variable names are replaced at execution time with the information they describe.

*Note:* There may be situations where the same message is displayed in both mixed and uppercase. This happens when many modules issue the same message, but the case of the text is coded differently in each module.

See Figure 2 on page 4 for a partial list of variables used in this publication. (This table does not contain every message variable, just those that might be a little more difficult to identify.)

2. Any quote (') in message text in the manual will be displayed when the message appears on your screen.
3. Anything within braces {...|...} indicates alternate text that will be selected at execution time.
4. Anything within brackets [...] may be optionally left out, depending on the condition arising.

Variable	Meaning
a...	alphabetic or numeric information
bbcchh	bin, cylinder, and head
cc	cylinder number
cehhr	cylinder, head, record
char	character
col	column
cm	command code, in hexadecimal
cpuid	central processing unit identification
csw	channel status word
date	system date
devclass	class of IBM device
devname	mnemonic name for an IBM device type
devtype	IBM device type
execname	filename of an exec
exectype	filetype of an exec
fileid	fn ft fflfn"
fm	filemode
fn	filename
ft	filetype
hexloc	hexadecimal location
imagelib	3800 printer image library
libname	library name
lrecl	logical record length
membername	library member name
mode	mode letter, or mode letter and mode number
mmm	module name code
n...	decimal information
nodeid	node of a user
page	page number
pathid	virtual machine path identification
prefix	prefix subcommand or macro
psw	program status word
range	range (of addresses or registers)
rdev	real device address (formerly 'raddr' or 'cuu')
recfm	record format
rid	resource identifier

**Figure 2 (Part 1 of 2). Selected Message Variables**

Variable	Meaning
routine	CMS or GCS routine
rr	record number
rstor	real storage address
segname	segment name
sense	sense bytes
spoolid	spool file identification
storarea	storage area
subl.book	a book of a sublibrary
svc	supervisor call number
sysname	system name
vdev	virtual device address (formerly 'vaddr' or 'cuu')
vname	virtual screen name
volid	volume serial number
vstor	virtual storage address
wname	window name
x...	hexadecimal information
yyyy	reason code (GCS abend)

Figure 2 (Part 2 of 2). Selected Message Variables

## Displaying Messages at the Terminal

When you log on to VM/SP at your terminal, the default setting for the display of messages is TEXT. This means that only the text portion of the message appears when the message is displayed. The message identifier is not displayed.

Since this book is organized by message numbers within component codes, it will be difficult for you to find the explanations of messages if you search through the book for the message text. Therefore, you should issue the CP command SET EMSG ON after you log on. This command causes the message identifier to be displayed along with the text.

*Note:* If you do not use the SET EMSG ON command, you can still determine the message identifier by referring to "Message Text-to-Message Identifier Cross-Reference" in *System Messages Cross-Reference*. This section has the messages listed in alphabetical order by message text, along with the identifier.

In some cases, the text of a message is longer than a line on the display screen. The message text may be divided in the middle of a word and continued on the next line.

## Displaying Messages in Other Languages

All messages are documented in this book in American English; however, most messages are displayed at your terminal in the language set for your virtual machine. If your virtual machine is set to another language (either by the SET LANGUAGE command or the OPTION LANG directory statement), you will receive most VM/SP messages in that language.

## CP Problem Determination

CP error messages are divided into several categories according to the message number (*nnn* of the identifier *xxxmmnnns*). See Figure 3 for a complete list of message numbers and related functions.

Numbers	Related Function	Received By
001-349	CP commands and console functions	General Users
350-399	Nucleus loading	Primary System Operators
400-424	Paging	
425-449	Spooling	
450-474	Dispatching and service routines	
475-499	Directory routine	
500-549	Input/output error recovery	
550-599	Input/output error recording	
600-649	Machine check recovery	
650-699	Reserved for IBM use only	
700-729	DDR (dump restore) service program	System Support Personnel
730-749	FMT (format) service program	
750-799	DIR (directory) service program	
800-849	Reserved for IBM use only	
850-899	DMM (VMFDUMP) service routine	
900-999	Checkpoint, warm start, dump initialization	

Figure 3. CP Error Message Numbers

## General User Action

If in the normal use of CP commands error messages in the range of 001 to 349 persist, you should perform the following steps before contacting your system representative for programming assistance.

1. Keep the terminal sheet that identifies the problem.
2. Attempt to reproduce the problem, making sure that the full error message function is in effect by issuing the CP command:  

```
SET EMSG ON
```
3. Obtain the virtual machine's current configuration by issuing the CP command:  

```
QUERY VIRTUAL
```
4. Where appropriate, and depending upon conditions, obtain a virtual storage dump by issuing the CP command:  

```
VMDUMP 0-END  
      OR  
DUMP 0-END
```

## System Operator Action

System operators (classes A, B, C, and D) who observe problems with CP commands should do the following:

1. Keep the console output sheet identifying the problem.
2. Attempt to reproduce the problem with full error message by issuing the CP command:  

```
SET EMSG ON
```
3. Obtain the real machine's configuration status by issuing the CP command:  

```
QUERY ALL
```
4. Reissue the CP command that has been causing the errors. If the problem recurs, force a CP abend dump by pressing the RESTART key (*not* RESET). This technique automatically suppresses tracing while storage is being dumped. When the system restarts, use the VMFDUMP command to format and print the dump.

**Caution:** This will cause a system restart and all users must log on again. The advantage of using this technique is that it provides you with a *formatted* dump.

If it is too disruptive to log off all users, you can obtain a dump using the CP command DMCP, which allows all users to remain logged on. Such a dump goes directly to the printer and is not formatted.



*Note:* You must weigh the advantages and disadvantages of both techniques.

5. If you use the DMCP command, first reissue the CP command causing the problem. Then enter "alter/display" mode and display the following:
  - a. D P - PSW
  - b. D G - General registers
  - c. D C - Control registers

Next, use the class A CP command MONITOR STOP CPTRACE to turn off tracing. Otherwise, the dump would show the dumping activity in the trace table.

Then obtain the dump by issuing:

```
DMCP 0-END
```

Last, turn tracing back on by issuing the CP command MONITOR START CPTRACE.

*Note:* If you do not have privilege class A, you can stop tracing by issuing the class C command STCP to store X'0000' at location X'400'. Resume tracing by storing X'FFFF' at location X'400'.

Refer to the *VM/SP Library Guide, Glossary, and Master Index*, GC19-6207, for unfamiliar terms used in this publication.

## System Codes

### Return Codes

A return code of zero is passed to register 15 if no warning messages, error messages, severe error messages, or terminal error messages are generated during execution of a command.

If however, during execution of a command, a condition arises that results in the display of a warning message, error message, severe error message, or terminal error message, the command passes a nonzero return code to register 15.

Commands that invoke program products pass a nonzero return code to the user. This return code has been redefined by the program product or compiler in operation.

The following list does not contain all return codes. Other return codes are shown in the descriptive text of the issuing message.

#### *Code    Meaning*

- 0001    No CP command with this name was found. (The CP error code of +1 is converted by CMS to -0001 for commands entered from the virtual console.)
- 0002    An attempt was made to execute a CMS command while in CMS subset mode, which would have caused the module to be loaded in the user area (LOADMOD error code 32).
- 0003    No CMS command issued from EXEC was found with this name, or an invalid function occurred when the SET or QUERY command was issued from EXEC with IMPCP active.
- 0004    The LOADMOD failed (for example, there was an error in the module).
- 0005    A LOADMOD was attempted in the wrong environment (for example, the module was generated by the GENMOD command with the OS option, and LOADMOD was attempted with DOS=ON specified).

- 4 The user did not specify all the conditions necessary to execute the command as intended. Execution of the command continues, but the result may or may not be as the user intended.
- 8 Device errors occurred for which a warning message is issued, or errors were introduced into the output file.
- 12 Errors were found in the input file.
- 20 There was an invalid character in the fileid. Valid characters are: 0-9, A-Z, \$, @, #, and a-z.
- 24 The user did not correctly specify the command line.
- 28 An error occurred while the system tried to access or manipulate a user's files.
- 32 The user's file was not in the expected format, or the user's file did not contain the expected information, or an attempt was made to execute a LOADMOD command while in CMS subset mode. This caused the module to be loaded in the user area.
- 36 An error occurred in the user's devices. For example, a disk was in read-only status, and needed to be in write status in order to write out a file.
- 40 The user failed to supply all the necessary conditions for executing the command, or an end of file or end of tape was reached.
- 41 Insufficient storage was available for execution of the command.
- 88 A CMS system restriction prevented execution of the command, or the function requested is an unsupported feature, or the device requested is an unsupported device.
- 100 Input/output device errors.
- 104 A functional error for which the system is responsible occurred during execution of the command.
- 256 An unexpected error for which the system is responsible (Terminal Error) occurred during execution of the command.

## **Return Codes Produced by the CP DIRECT Command**

Return codes produced by the CP DIRECT command are listed in Figure 4. xx is the CMS routine return code.

Code	Meaning
1	Invalid filename, or file not found
2	Error loading the directory
3	Invalid option from CMS
4	Directory not swapped; user not class A, B, or C
5	Directory not swapped; system (old) directory locked
6	Directory not swapped; the directory in use by the system is not the directory that was updated
1xx	Error in the CMS RDBUF routine
2xx	Error in the CMS TYPLIN routine

Figure 4. Return Codes Produced by the CP DIRECT Command

## Sample Return Code from a CP Command

Figure 5 shows an example of the CP LINK command invoked from CMS mode. Commands or functions of commands passed to CP, in turn, pass the return code (via CP) to register 15.

```

ipl cms
VM/SP CMS - mm/dd/yy hh:mm
-----
-----
cp link to * vaddr1 as vaddr2 r

```

Figure 5. Example of a CP LINK Command

The user has entered the CP LINK command to userid \*. The user's own directory will be searched for device vaddr1. Vaddr2 is the virtual address assigned to the device for this virtual machine. Read-only access is requested. No password is required because the user has linked to one of his own disks.

The result will be one of the following:

R; a successful execution.  
R(nnnnn); indicating an error (where 'nnnnn' is the return code).

Return codes can be used by system programmers in the DEBUG subcommand and also in EXEC procedures. See the *VM/SP CMS Command Reference* for a description of the &RETCODE special variable.

The return codes associated with each command directly correspond to the message numbers. For example, if you received a return code of 22 when executing the LINK command, you could look at the description for message number 022:

DMKLN022E Virtual device address missing or invalid

## Return Codes Produced by the CMS DDR Command

The CMS DDR command produces several return codes. These return codes along with their meanings are listed in Figure 6. *xx* is the CMS routine return code.

Code	Meaning
1	Invalid filename or file not found
2	Error running the program
3	Flagged DASD track
4	Permanent tape or DASD I/O error
1xx	Error in PRINTIO routine
2xx	Error in CONREAD routine
3xx	Error in RDBUF routine
4xx	Error in TYPLIN routine
20	Error in the decoding routine.

Figure 6. Return Codes Produced by the CMS DDR Command

## Return Codes Produced by IPCS

There are two return codes produced by IPCS. These return codes along with their meanings are listed in Figure 7.

Code	Meaning
4	An incorrectly entered parameter.
8	System failure; a read/write error or an invalid internal parameter.

Figure 7. Return Codes Produced by IPCS

# CP Wait State Codes

001

**Explanation:** The machine check handler has encountered an unrecoverable failure. Probable hardware error. Issued by module DMKMCH and DMKMCT.

*Note:* This wait state is also loaded if a malfunction alert occurred on the main processor.

**Operator Response:** Run CPEREP or the System Environment Record Edit and Print (SEREP) program, depending on your processor support, before restarting the system. To restart, clear storage and IPL the system, specifying CKPT start. If the problem persists, contact your system support personnel. Do not use the SEREP program on 3081 and 4341 processors as you will get invalid results.

002

**Explanation:** The channel check handler has encountered an unrecoverable failure. Probable hardware error. Issued by module DMKCCH.

**Operator Response:** Run CPEREP or the System Environment Record Edit and Print (SEREP) program, depending on your processor support, before restarting the system. To restart, clear storage and IPL the system, specifying CKPT start. If the problem persists, contact your system support personnel. Do not use the SEREP program on 3081 and 4341 processors as you will get invalid results.

003

**Explanation:** A system failure occurred during dump processing or restart processing. Issued by module DMKDMP upon detecting one of the following conditions:

1. No printers defined in the system (DMKRIO) and dump trying to go to printer.
2. All printers are offline and dump was trying to go to printer.
3. Unable to restart system - fatal I/O error condition on IPL device.
4. Fatal I/O error condition on dump device (tape or printer).
5. Abend was on non-IPL processor but system not genned for AP/MP.

The specific failing condition can be found by looking at register 14 at the time of the wait. This register is a BAL register within DMKDMP and is used when entering the wait state.

**Operator Response:** Reload (via IPL) the system. If the error persists, check to see if error message DMK908I appeared. If this message did appear, it displays an abend code; look up this abend code

in Figure 9 on page 34 and then follow the instructions in the 'Action' column. If message DMK908I did not appear, you can get the abend code by looking in the CPABEND field of absolute page 0, location X'374'; once you find the abend code, look it up in Figure 9 on page 34 and then follow the instructions in the 'Action' column.

004

**Explanation:** A console or an output device is not operational, or a console or output device has produced an inexplicable error status. Probable hardware error. Issued by module DMKDMP.

**Operator Response:** Reload (via IPL) the system. To restart, clear storage and IPL the system, specifying CKPT start. If the problem persists, contact your system support personnel.

005

**Explanation:** During CP initialization, no operational primary or alternate console could be located, or a terminal error occurred while writing to the console, or a sense operation failed attempting to obtain sense data for either a primary or any alternate consoles. Possible hardware error. This wait state may also occur if the primary and alternate console addresses are defined incorrectly during system generation in DMKRIO, or if there is a discrepancy in the CONMODE and DMKRIO console definitions when running second level. Issued by DMKCPJ, DMKOPE, and DMKTOD.

**Operator Response:** Verify that the console addresses are correctly defined in DMKRIO. Reload the system via IPL. If the problem persists, contact your system support personnel.

006

**Explanation:** This is a normal wait when a system shutdown is completed. Issued by module DMKCPJ.

**Operator Response:** Follow normal operating procedures.

007

**Explanation:** A program check, a machine check, a permanent I/O error, invalid warm start data, an invalid warm start cylinder, or a full warm start cylinder was encountered by the checkpoint program. Issued by module DMKCKP.

**Operator Response:** For message DMKCKP901W, run CPEREP or SEREP, depending on your processor support, to document the machine check, then contact your system support personnel. For message DMKCKH902W, which indicates an unrecoverable I/O error,

move the SYSRES volume if possible and try to checkpoint the system. For message DMKCKP910W, if more than one SYSRES volume is mounted, check to see that the correct volume is loaded (via IPL) and try a checkpoint operation. If the operation fails again use the following procedure. This procedure is to be used for all other DMKCKP messages as well.

1. Dump the first 55,296 (hexadecimal D800) storage locations.
2. Dump the warm start cylinders.
3. Contact program support personnel.
4. To restart, clear storage and initialize the system, specifying CKPT start.

The following storage locations contain information related to wait state 007 for the non-V = R user.

#### Hexadecimal

Location	Contents
10	Sense data up to 24 bytes
40	Channel status word (8 bytes)
48	Channel address word (4 bytes)
FF8	Length of error message (4 bytes)
FFC	Pointer to error message (4 bytes)
1016	Cylinder address of the first nucleus cylinder (2 bytes) (CKD only)
1018	Cylinder address of the last nucleus cylinder (2 bytes) (CKD only)
1000-6FFF	Checkpoint program
7000-D800	Checkpoint work area

If the SYSRES device is FB-512 (RDEVTYPEPC = CLASFBA), the contents of the following hexadecimal locations are changed:

1016	Block address of the first page of the CP nucleus (4 bytes)
1022	Block address of the last page of the CP nucleus (4 bytes)

An error message preceding the wait state may or may not be displayed, depending upon the status of the console. If the error message is not displayed, location X'FF8' - X'FFB' contains the message length and location X'FFC' - X'FFF' contains the message address.

008

**Explanation:** Checkpoint and system shutdown are complete or system recovery has failed. Issued by module DMKCKP.

**Operator Response:** If messages preceded the wait, follow normal operating procedures prescribed by your installation after shutdown. If messages did not precede the wait, either:



1. The console printer was unavailable for some reason. Before initializing a new system, make sure the console printer has been made operational, or
2. The system is running from the alternate console. Messages DMKCKH910W, DMKCKH911W, DMKCKP960I, and DMKCKP961W do not appear on the alternate console. Follow normal operating procedures prescribed by your installation after shutdown.

#### 009

**Explanation:** An error condition occurred which prevents a warm start. Issued by module DMKWRM.

**Operator Response:** If the message is DMKWRM904W or DMKWRM921W, immediately retry warm start system initialization. If the error message recurs, move the VM/SP SYSRES pack to another location and try a warm start again. If message DMKWRM903W or DMKWRM912W is encountered, ensure that all system volumes (no duplicate labels) are correctly mounted, and then attempt a warm start.

If warm start errors persist, force a system dump to the printer by pressing the system console RESTART key, and save the results for the installation support personnel.

If the message is DMKWRM920W, restart the system using CKPT start. Otherwise, use a FORCE or COLD start.

#### 00A

**Explanation:** A machine check occurred while DMKSAV was attempting to save or restore a page image copy of the nucleus on a SYSRES device. Probable hardware error. Issued by module DMKSAV.

**Operator Response:** Run CPEREP or the System Environment Record Edit and Print (SEREP) program, depending on your processor support, before reloading. If the problem persists, contact your system support personnel. Do not use the SEREP program on 3081 and 4341 processors as you will get invalid results.

#### 00B

**Explanation:** A machine check error occurred during system initialization. Probable hardware error.

**Operator Response:** Run CPEREP or the System Environment Record Edit and Print (SEREP) program depending on your processor support, before performing another IPL. If the problem persists,

contact your system support personnel. Do not use the SEREP program on 3081 and 4341 processors as you will get invalid results.

**00C**

**Explanation:** An IPL was performed on a system volume that had never had a nucleus written on it.

**Operator Response:** Follow normal operating procedure.

**00D**

**Explanation:** The generated system is larger than the real machine size, or else a hardware malfunction has occurred which inhibits the system from using the necessary storage. Issued by modules DMKSEG and DMKCOPE.

**Operator Response:** Take a standalone dump and notify the system programmer.

**00E**

**Explanation:** An error condition prevents a CKPT start. Issued by module DMKCKS.

**Operator Response:** If message DMKCKS915E is issued, try CKPT start again. If the error persists, move the VM/SP SYSRES pack to another DASD and try again. If message DMKCKS916E is issued, reload (via IPL) the system, using the FORCE option of the START command. If message DMKCKS903E or DMKCKS912E is issued, ensure that all system volumes (no duplicate labels) are correctly mounted, and then attempt a CKPT start. If message DMKCKS917E is issued, reload (via IPL) the system via a COLD start.

**00F**

**Explanation:** Hardware errors are being received on the system paging device(s). Issued by module DMKPAG.

**Operator Response:** This wait state is preceded by message

DMKPAG415E CONTINUOUS PAGING ERRORS FROM DASD xxx

If there are multiple paging devices on the system, disable the device causing the error condition and reload (via IPL) the system. Or, move the paging volume pack to another physical device. This error condition results if the system paging volume has not been formatted correctly.

010

**Explanation:** A recoverable error occurred during a system nucleus save operation. Issued by module DMKSAV.

**Operator Response:** This wait state is preceded by either the message DMKSAV350W or DMKSAV351W. Correct the problem stated in the message and present an external interrupt to initiate a retry.

011

**Explanation:** An unrecoverable I/O error occurred. Issued by module DMKSAV.

**Operator Response:** This wait state is normally preceded by message DMKSAV352W or DMKSAV353W, and it can occur while attempting to read or write the nucleus. Correct the problem and save or restore the nucleus again.

012

**Explanation:** This is a normal wait state on completion of a nucleus load. Issued by module DMKSAV.

**Operator Response:** Follow normal operating procedure.

013

**Explanation:** The machine check handler encountered an unrecoverable error on the attached processor. Probable hardware error. Issued by module DMKMCT.

*Notes:*

1. *This wait state is also loaded if a malfunction alert occurred on the attached processor and CP was in control.*
2. *This wait state is also issued by DMKAPI during Attached Processor initialization: either because of a malfunction alert or unrecoverable machine check on the attached (being varied on) processor.*

**Operator Response:** Run CPEREP or the System Environment Record Edit and Print (SEREP) program, depending on your processor support, before restarting the system. If the problem persists, contact your system support personnel. Do not use the SEREP program on 3081 and 4341 processors as you will get invalid results.

To restart, clear storage and IPL the system, specifying CKPT start.

*Note:* VM/SP cannot checkpoint and warm start after a machine check error on System/370 Models 165 and 168. The inability to warm start is caused by running the 165 or 168 SEREP program.

014

**Explanation:** A failing storage frame was encountered during a CP system save or check point operation. Issued by DMKSAV and DMKCKP.

**Operator Response:** Run CPEREP or the System Environment Record Edit and Print (SEREP) program, depending on your processor support, before restarting the system. To restart the system, clear storage and initialize (via IPL) the VM/SP system, specifying CKPT start. If the problem persists, contact your system support personnel.

015

**Explanation:** A SIGP issued to the attached processor during system initialization by DMKCPI or DMKAPI was unsuccessful. The following information is made available:

- R0 = SIGP order code
- R1 = SIGP status information when the SIGP condition code is 1
- R2 = Processor address that was signalled

*Note:* The wait state PSW will contain the condition code returned from the SIGP. The PSW is in the BC format. Refer to the *IBM System/370 Principles of Operation* for a functional description of the SIGP instruction.

**Operator Response:** If hardware errors are present, run CPEREP or the System Environment Record Edit and Print (SEREP) program, depending on your processor, before retrying. If the status information indicates an operator intervention, clear the condition on the attached processor and reinitialize CP. If the status indicator of the required microprogram is not loaded, load the microprogram and reinitialize CP. If the problem persists, contact your system support personnel. Do not use the SEREP program on 3081 and 4341 processors as you will get invalid results.

016

**Explanation:** (1) The CP initialization module (DMKCPI) could not connect the channel set to the main processor or the IPL device is not accessible through any available channel set. Probable hardware error. Issued by DMKCPI. (2) A hardware error occurred on the I/O processor or the I/O processor was being varied offline. An attempt to disconnect, then connect the channel set to the attached processor failed. Probable hardware error. Issued by DMKCPU.

**Operator Response:** Run CPEREP or the System Environment Record Edit and Print (SEREP) program, depending on your processor support, before restarting the system. If the problem persists, contact your system support personnel.

To restart, clear storage and initialize the VM/SP system, specifying checkpoint start.

017

**Explanation:** An I/O error or any other type of program check occurred while attempting to read page 2 of the DMKCKP module from the system residence volume during an IPL or restart.

**Operator Response:** Correct the I/O error and re-IPL.

018

**Explanation:** Invalid TOD clock. The clock must be set before an IPL can be completed. Issued by module DMKCPI.

**Operator Response:** Manually do a clock set; if that fails, call IBM for hardware assistance.

019

**Explanation:** (1) This processor is being terminated, and its new PSWs have been set up by the processor termination routine to load disabled wait PSWs with code X'019'. This processor then took an interruption. (2) The processor termination routine was entered on this processor while processor termination was in process for this processor (issued by DMKMCT). (3) Processor termination was in process for the other processor, but the other processor continued to run and obtained a system lock (issued by DMKCPP and DMKMCT.)

**Operator Response:** Usually caused by bad status received during a SIGP, which initiates processor termination actions. The bad status may have been caused by hitting the STOP button on one processor in the configuration. If STOP is to be hit, both processors in the configuration must be STOPed. If neither processor has been

manually stopped, there is probably an hardware error associated with the SIGP function.

**01B**

**Explanation:** A wrong or inconsistent allocation extent was found on during IPL. Issued by DMKCPI.

**Operator Response:** Use IPL FMT program to check the allocation extent map (use END statement only to display current status). In case of error, correct it and IPL the system again.

*Note:* The problem can occur even when the allocation extent map looks correct, if the system residence volume was restored or copied from a different sized FB-512 device (for example, from 3370 to 3310). Running IPL FMT's allocation function with END as the sole entry will fix this.

**01C**

**Explanation:** The device type code generated in the RDEVICE macro of DMKRIO does not match the actual code obtained from the RDC data during IPL of the SYSRES device.

**Operator Response:** Correct the DEVTYPE operand in the RDEVICE macro of DMKRIO so that it matches the actual device type. Then rebuild the CP nucleus and re-IPL.

**01F**

**Explanation:** This wait state is preceded by message DMKSAV972E. The CP nucleus you are trying to install is too big and cannot fit into its designated area. As a result, the SYSNUC area of the target disk is not updated. This problem could happen, for example, when service is added to the system, causing the nucleus to grow beyond the defined storage area. Issued by module DMKSAV.

**Operator Response:** Notify the system programmer and indicate the number of PAGES or CYLINDERS (from DMKSAV972E) that would be required for this nucleus.

**027**

**Explanation:** An unrecoverable I/O error occurred or system input is incorrect. Issued by module DMKSSP.

**Operator Response:** Correct the input/output error or the system input, and reload (via IPL) the starter system.

028

**Explanation:** An unrecoverable I/O error has occurred while trying to write the warm start data area. Issued by module DMKOPE.

**Operator Response:** Clear the first record of warm start data and re-IPL the system to attempt a CKPT (checkpoint), FORCE, or COLD start.

## Loader Wait State Codes

The loader (DMKLD00E) is a service program that loads a CP or CMS nucleus and produces a load map. The loader loads the object modules (TEXT files) supplied with it, resolves CCW addresses, and resolves address constants.

If the loader is terminated, one of the wait codes shown in Figure 8 is indicated in the instruction counter.

Code	Meaning
X'111111'	A program check occurred. When loading a nucleus with a V=R area, the user area must include: loader + nucleus that is being loaded + the V=R area = total storage requirement. The area must be larger than this total to use the loader. (Refer to the <i>VM/SP Planning Guide and Reference</i> .)
X'222222'	A unit check occurred while the bootstrap routine was reading in the loader.
X'999999'	An SVC was issued.
X'AAAAAA'	A failing storage frame was entered during loading of the CP nucleus. This is a hardware error. If the problem persists, contact your system support personnel.
X'BBBBBB'	A machine check occurred.
X'CCCCCC'	An I/O error occurred on the card reader.
X'FFFFFF'	An I/O error occurred for the console (X'00' contains the message UNRECOVERABLE ERROR), or the control card for changing the default I/O addresses for the printer or terminal is invalid (X'00' contains the message BAD DEVICE CARD or INVALID DEVICE SPECIFIED).

**Figure 8. Wait Codes Upon Loader Termination**

If the instruction counter contains X'999999', indicating an SVC wait state, examine the interruption code (the third and fourth bytes of the supervisor old PSW). The interruption codes (shown in hexadecimal below) indicate the error condition.

64

**Explanation:** An error occurred during conversion of a value from hexadecimal to binary format. This can be caused by invalid input in one of the loader statements, or by an error in the loader.

**Operator Response:** Validate the copy of the loader you are currently using against the copy on the original distribution tape. If the current copy is no longer valid, replace it. If the input in the statements is invalid, correct it. If the problem persists, contact your system support personnel.



65

**Explanation:** There is no more free storage available for the loader.

**Operator Response:** Define a larger storage size for the virtual machine and reexecute the loader.

66

**Explanation:** A duplicate type 1 ESD (External Symbol Dictionary) entry has been encountered. The loader cannot resolve this reference. This may be the result of a duplicate text deck in the input stream, or of having the same label in two different text decks in the same input stream.

**Operator Response:** Close the printer to get the load map printed. Look at the load map to see which text deck and which entry are causing the problem. If you can correct the problem, do so; otherwise, contact your system support personnel.

67

**Explanation:** The "name" in the LDT (Loader Terminate) statement is undefined.

**Operator Response:** Verify that the name in the LDT statement is correct; if it is, make sure that it is defined as an entry point in the program to be loaded.

68

**Explanation:** The control section named in the ICS (Include Control Section) statement was not found by end of file.

**Operator Response:** Verify that the control section name in the ICS statement is correct; if it is, make sure that the control section is defined in the program to be loaded.

69

**Explanation:** The loader attempted to add another entry to the reference table, which would have caused the table to overflow. Since the reference table supplied by VM/SP is large enough to allow the CP nucleus to be generated, it must be assumed that the inclusion of local additions to the CP nucleus have caused the excessive references to be generated.

**Operator Response:** Increase the size of the reference table by changing the MAXREF equate field in the source code for the loader program, reassembling it, and then reexecuting the loader. Once the

size of the reference table has been increased, error code 6A may occur. In that case, define a larger storage size for the virtual machine. If the problem persists, contact your system support personnel.

#### 6A

**Explanation:** The object modules being loaded are about to overlay the loader.

**Operator Response:** Define a larger storage size for the virtual machine. To see which module was about to overlay the loader, close the printer to get the load map printed. The last line of the load map indicates the last module that was loaded.

#### 6B

**Explanation:** The object modules being loaded are about to overlay an address between 0 and 100 (hexadecimal). This state can result if an SLC card changed the address at which loading was to start.

Attempting to load an incorrectly-assembled text deck can also cause this wait state to occur.

**Operator Response:** Check the SLC card to make sure it does not specify an address between 0 and 100 (hex). If you must place data at an address in that range, do not do so with the loader; instead use a program containing a Move Character instruction after the loaded system has started execution. The loaded program is responsible for initializing that part of storage.

If the wait state results from an attempt to load an incorrectly-assembled text deck, the load map will indicate this. The last deck in the load map will be flagged with an error message.

#### 6D

**Explanation:** The loader is trying to release storage that is not on a doubleword boundary. This is an internal loader error.

**Operator Response:** Reexecute the copy of the loader that is in your reader. If the problem persists, regenerate the system to be loaded and try to execute it again. If the problem still persists, the current copy of the loader itself may be damaged; replace it with the loader on the distribution tape. If the problem still persists, contact your system support personnel.

## Stand-Alone Dump Facility Wait State Codes

Communications from the stand-alone dump facility to the user is done through wait state codes in the PSW. If the system enters the wait state while generating or executing the stand-alone dump program, the user can display the current PSW to determine if the dump was successful or to determine the cause of the error.

One set of wait states is used during generation of a stand-alone dump program. Another set of wait states is used during execution of the stand-alone dump program. Intervention required results in an enabled wait state.

The following information may also be of value when error conditions are detected:

- The Channel Status Word is at location X'40'
- The I/O address is at location X'BA'
- 32 bytes of sense data are at location X'2E0'
- The starting and ending addresses of the CP Trace Table are stored in the PSA at X'7B0' and X'7B4', respectively, in addition to the low storage locations.

## Stand-Alone Dump Program Generation Wait State Codes

912

**Explanation:** The stand-alone dump facility has been successfully placed on the IPL device.

**User Response:** None.

991

**Explanation:** An error occurred while reading from the DASD. Register 15 should contain the DIAGNOSE X'20' reason code for the failure.

**User Response:** Display general register 15, which indicates what the error condition is, then take the appropriate action to correct the problem and retry the Stand-Alone Dump Utility.

992

**Explanation:** The name of the volume owner in the volume label on record 3 is not CP370. This indicates that the volume is not CP formatted.

**User Response:** CP format at least cylinder 0 and allocate it as permanent space.

993

**Explanation:** The DASD is not a CP formatted volume with cylinder 0 allocated as permanent space.

**User Response:** Allocate cylinder 0 as permanent space.

994

**Explanation:** The DASD device type specified at the time the Stand-Alone Dump Configuration deck was generated does not match the DASD device at the address given as the IPL device.

**User Response:** Either obtain the DASD device type specified at the time the Stand-Alone Dump was configured, or rebuild the Stand-Alone Dump Configuration deck to match the current DASD device type.

995

**Explanation:** The tape device type specified at the time the Stand-Alone Dump Configuration deck was generated does not match the device at the address given as the IPL device.

**User Response:** Either obtain the tape device type specified at the time the Stand-Alone Dump was configured, or rebuild the Stand-Alone Dump Configuration deck to match the current tape device type.

996

**Explanation:** The device class specified at the time the Stand-Alone Dump Configuration deck was created does not match the device class at the address given as the IPL device.

**User Response:** Either obtain the proper device of the class specified at generation time, or rebuild the Stand-Alone Dump Configuration deck to match the current device class.

997

**Explanation:** There is no device corresponding to the IPL device address specified in the SAD MACRO.

**User Response:** You must obtain a device at the address specified at generation time or build a new Stand-Alone Dump Configuration deck to match the existing devices.

999

**Explanation:** An error occurred while writing the stand-alone dump facility onto the IPL device. Register 15 should contain the DIAGNOSE X'20' reason code for the failure.

**User Response:** Display general register 15, which indicates what the error condition is, then take the appropriate action to correct the problem and retry the Stand-Alone Dump Utility.

## Stand-Alone Dump Program Execution Wait State Codes

905

**Explanation:** A program check occurred during stand-alone dump program execution.

**User Response:** This action should be the same as for a PRG001 abend. Examine the Program Check Old PSW to determine where the problem occurred.

906

**Explanation:** A machine check occurred during stand-alone dump program execution.

**User Response:** A possible hardware problem exists. You can RESTART the Stand-Alone Dump Facility.

909

**Explanation:** Intervention required on the dump output device.

**User Response:** Correct the intervention required condition and the Stand-Alone Dump will continue.

912

**Explanation:** Successful completion.

**User Response:** None.

913

**Explanation:** An operational dump device is not available.

**User Response:** Make one of the devices specified in the dump device list, created at Stand-Alone Dump Configuration time, ready. Then RESTART the Stand-Alone Dump Facility.

*Note:* Do NOT re-IPL the Stand-Alone Dump Facility, this will cause the dump to dump itself.

914

**Explanation:** An error occurred while reading the pre-dumped pages from the IPL device.

**User Response:** If there is something obviously wrong with the IPL device, for example dropped power, correct the problem and RESTART the Stand-Alone Dump Facility.

*Note:* Do NOT re-IPL the Stand-Alone Dump Facility.

915

**Explanation:** The dump output device is neither tape nor printer.

**User Response:** The Stand-Alone Dump Configuration deck indicates that the dump output device is neither a tape nor printer. Reconfigure the Stand-Alone Dump Facility.

916

**Explanation:** An unrecoverable I/O error occurred on tape.

**User Response:** Mount another tape to be used as the dump output device and RESTART the Stand-Alone Dump Facility.

If the error occurs on the IPL tape, do not remove it; READY another tape at one of the addresses specified in the dump device address list and RESTART the Stand-Alone Dump Facility.

*Note:* Do NOT re-IPL the Stand-Alone Dump Facility.

917

**Explanation:** An unrecoverable I/O error occurred while writing a record to tape.

**User Response:** If the error occurs on the IPL tape, do NOT remove it; READY another tape at one of the addresses specified in the dump device address list and RESTART the Stand-Alone Dump Facility.

If the error occurs on a tape device other than the one holding the IPL tape, replace the output tape with another dump output tape and RESTART the Stand-Alone Dump Facility.

*Note:* Do NOT re-IPL the Stand-Alone Dump Facility.

918

**Explanation:** An unrecoverable I/O error occurred while printing.

**User Response:** READY another printer specified in the the dump out list and make the printer causing the error not-READY. Then RESTART the Stand-Alone Dump Facility.

*Note:* Do NOT re-IPL the Stand-Alone Dump Facility.

1909

**Explanation:** File Protect/Intervention required on the dump output tape.

**User Response:** Place a write-ring in the dump output tape and ready it.

## Normal Waits

These are normal waits for I/O to complete and are for informational purposes only. No action is required from the user.

920

**Explanation:** SIO resulted in condition code 0.

**User Response:** None

**921**

**Explanation:** SIO resulted in a condition code 1 with BUSY and Status Modifier posted.

**User Response:** None

**922**

**Explanation:** SIO resulted in a condition code 1 with BUSY posted.

**User Response:** None

**923**

**Explanation:** SIO resulted in a condition code 2.

**User Response:** None

**924**

**Explanation:** An unsolicited Channel Available Interrupt was received.

**User Response:** None



# CP Abend Codes

## System Operator Action

When an abend occurs, the system operator must follow several steps:

1. Collect information about the error.
2. Collect information about the system status.
3. Recover from the abend so processing can continue.

## Collecting Information

Unless the operator has issued the SET DUMP command and changed the default (which he generally should not do), the system is set for SET DUMP AUTO CP. When an abend occurs, the dump will be written on disk as a spool file. This spool file is automatically spooled to the virtual reader of the operator who was designated at system generation time to receive all dumps. This operator should then IPL CMS and issue the IPCSDUMP command (see the *VM/SP Operator's Guide*). This moves the dump to the operator's A-disk so that it can be processed by the following VM/SP IPCS commands:

- PRTDUMP to print a copy of the dump.
- DUMPSCAN to display view the dump.

This procedure should be followed for every abend.

For problem determination, the operator should save and submit:

1. The formatted dump.
2. The console sheet, as far back as the last IPL of the system.
3. The output of any monitor program running at the time.

If an APAR (authorized program analysis report) is to be submitted, the documentation provided with it should include, in addition to the above, a load map showing applied updates and resolved locations. You can obtain as many copies of the load map as you need if, at system generation time, you respond "RDR" to the prompting message:

```
ROUTE LOAD MAP TO PRINTER OR READER? --  
RESPOND (RDR|PRT)
```

This sends to your virtual reader a copy of the load map, which can be read in as a CMS file named, for example, LOAD MAP.

To take a dump to tape and send the dump to another location (for example, when submitting an APAR by mail), use the following procedure:

1. Allow the dump to be written to a spool file by issuing  
SET DUMP CP
2. Format this spool file and write it onto a CMS disk by issuing  
IPCSDUMP
3. Write this disk file on tape by issuing the CMS command  
TAPE DUMP

You can then send this tape to another location, where the file can be recreated on disk using the TAPE LOAD command.

### Recovering from the Abend

The system usually reloads itself (self-IPL). If it does not, you must attempt to warm start the system. You may get errors from which you can recover; if so, correct the cause of the error and try again to warm start. If unrecoverable errors occur, clear storage and try to checkpoint (CKPT) start. If this fails, try to force start. If this also fails, as a last resort you must cold start the system.

### System Programmer Action

Figure 9 on page 34 describes the reasons for each of the CP abend codes and discusses what the system programmer should do to locate and correct the error that caused the abend.

## CP Abend Codes

Abend Code	Reason for Abend	Action
API001	The global system lock or the system operator's VMBLOK lock could not be obtained by the main processor during IPL.	Check DMKLOKSY. If the attached processor owns the system lock, check R12 value in DMKLOKSY + 4 to determine who obtained the lock. If the global system lock is held by the main processor, check the system operator's VMBLOK to see if the VMBLOK is locked by the attached processor. If so, VMLOCKER contains the base address of the obtainer of the lock and can be used to determine why the lock was obtained.
APS001	The LPRTBLOK chain ended before finding the LPRTBLOK with the matching IUCV pathid.	Verify the Print Driver Machine is operational. Check that the LPRTBLOK chain has not been altered.
ATS001	DMKATS was called to make a shared named system unshared. However, the SHRTABLE associated with the shared page that was changed could not be located.	The SHRTABLE may have been overlaid or the shared page that was changed was altered by another virtual machine. If the SHRTABLE was not overlaid, find out which virtual machine altered the shared page and why it was not detected.
ATS002	A shared page was changed and the corresponding VMABLOK could not be found.	A shared page was altered by another virtual machine without being detected. Investigate the system routines that could allow an undetected alteration of a shared page.
ATS003	During the unshare of a user from a shared named system, DMKSNTBL was brought back in to reconstruct the SWPTABLE of the violator. The named system could not be found in DMKSNTBL.	The SHRTABLE, SAVEWRK2 and SAVEWRK3 area of DMKATSs save area (R13 contains address of save area) or DMKSNTBL (R4 contains its address) have been altered. Investigate the routine that would allow alteration.
ATS004	During the unshare of a user from a shared named system, the system volume containing the named system could not be found.	The system name table entry (R4 contains its address), the SYSOWN list or the RDEVBLKs have been altered. Investigate the routine that would allow alteration.
ATS005	During the unshare of a user from a shared named system, a shared CORTABLE entry (R7 contains its address) was found with the I/O lock bit on.	The CORTABLE, SHRTABLE, PAGTABLE, or ACCRETBL have been altered. Investigate the routine that would allow alteration.

Figure 9 (Part 1 of 29). CP Abend Codes

## CP Abend Codes

Abend Code	Reason for Abend	Action
ATS006	The resident page count in the VMBLOK (VMPAGES) does not match the number of CORTABLE entries.	Inspect modules that update VMPAGES for the virtual machine. Check the routine to determine why it is inconsistent with the number of CORTABLE entries assigned to this virtual machine.
BLD001	R8 should contain a pointer to the RDEVBLOK for the user's terminal. DMKBLDVM attempts to create and partially initialize a VMBLOK for a user. DMKBLDVM abnormally terminates if R8 does not contain a pointer to the user.	Verify that R8 points to an RDEVBLOK for a terminal. If it does not, there is probably an error in the calling program. Identify the calling routine by means of the return address and the base register in the save area pointed to by R13. Then, attempt to identify the source of the incorrect RDEVBLOK address.
BLD002	Pages are being released but the page invalid bit is not on in the page table entry.	Examine the dump and determine why the page was released without the page invalid bit turned on.
BLD003	A request was made to build a page table for more than 16 pages.	R13 points to a save area. SAVER13 contains the base address of the module issuing the request. SAVER1 contains the beginning and ending address range of the page table being built. Examine the calling module to determine why R1 is invalid.
BLD004	The routine calling BLD has not cleared all the segment table activity before calling BLD.	Examine R6 to ensure that it contains the address of a segment table entry. If it contains the address of a segment table entry, R13 contains the address of the module calling BLD. Examine this module to determine why this segment table entry has not been cleared.
BLD005	An attempt is being made to release a segment whose page table has been migrated.	Examine R6 to ensure that it contains the address of a segment table entry. If it contains the address of a segment table entry, R13 contains the address of a save area. SAVER12 contains the base address of the module calling BLD. Examine this module to determine why the page table was migrated or why the migration bit was not reset.
CFG010	DMKCFGCL was called to perform an unsupported function. Supported values are: <ul style="list-style-type: none"> <li>• X'01' LOAD SYS</li> <li>• X'02' FIND SYS</li> <li>• X'04' PURGE SYS</li> </ul>	Identify the caller by the return address and base register in the save area pointed to by R13 to identify the source of the unsupported function request.

Figure 9 (Part 2 of 29). CP Abend Codes

## CP Abend Codes

Abend Code	Reason for Abend	Action
CFR001	An I/O task is waiting for a RELEASE and the CPEXBLOK for the waiting task cannot be found on the VRRCPEX queue.	Examine the dump and determine why the virtual device block is marked as waiting for access to the device but CPEXBLOK does not exist on the VRRCPEX. Queue to resume the task.
CFR002	DMKSCNVU was unable to locate all of the virtual I/O control blocks for the virtual unit address.	Determine whether the unit address in register 1 is valid for the user. R11 contains the address of the user's VMBLOK. If invalid, the user's virtual I/O configuration has been altered because of the abend. Examine the dump to determine how it was altered.
CKS001	The map for a dynamic checkpoint was not allocated prior to a call to DMKCKSPL.	The map should be allocated via a call to entry points DMKCKSIN or DMKCKVWM from DMKWWM. Check DMKWWM for called entry points and that they do allocate a map.
CKS002	The spool file identification in the map and in the checkpoint area do not match.	DMKCKVWM or DMKCKSIN did not set up the map properly, a call to DMKCKSPL caused the mismatch, or the SFBLOK was released but the map was not updated.
CKS003	No function was specified in the call to DMKCKSPL.	Check SAVERTN in the save area pointed to by R13. This indicates which routine called DMKCKSPL with insufficient data.
CKV001	The map for dynamic checkpoint was previously allocated prior to a call to DMKCKVWM.	The map should not be allocated before DMKCKVWM was called. Map pointer field is probably being overlaid.
CKV004	A spool file to be deleted cannot be found on the system printer, punch, or reader file chains.	The SFBLOK for the file should have been queued previously on by DMKCKVWM when performing a CKPT start. Check for an error in this logic.
CLK003	The system TOD clock is not operational on the main processor or attached processor. The wait state can only be received when it is configured with an attached processor.	Examine the CPABEND code in each processor's PSA to determine the unit receiving the clock error. Call IBM for hardware support to fix the clock.

Figure 9 (Part 3 of 29). CP Abend Codes

## CP Abend Codes

Abend Code	Reason for Abend	Action
CPI002	A valid system directory file could not be located. You may have reallocated the volume containing the directory, but did not reinitialize the directory.	Display the volume labels for all owned volumes. If the volumes do not contain an active directory pointer, run DMKDIR (the standalone directory program) to recreate the system directory on an owned volume. If an active directory pointer is present in at least one volume label, verify that the device is online and ready before trying to IPL the system. Verify that a valid allocation record is present on the volume containing the directory.
CPI005	A valid CP message repository could not be found during system initialization.	Check the load map. If DMKMES is missing, rebuild the system and ensure that DMKMES is included in the nucleus when you build the system. If DMKMES is found, then the contents of the text deck may be invalid. A valid message repository contains the identifier "MSGREP" in the first six bytes of the text deck. Obtain a valid message repository and rebuild the system.
CPJ001	The system TOD clock is not operational.	Call IBM for hardware support to fix the clock.
CPO003	DMKACRO returned a nonzero condition code to DMKCPO. A VARY OFFLINE PROCESSOR command was issued in MP mode; prior to accepting the VARY OFFLINE command as valid, DMKCPO verified that online paths would still exist to all mounted system-owned devices. Between that time and the call to DMKACRCO, the configuration has changed and a path has been lost. The system cannot continue operation if there are not paths to all system-owned devices.	Examine the storage dump. From the list of system-owned devices located by DMKSYSOW, find the online path information for these devices. The online path information in REDEVPTHS may be overlaid.
CPP001	The user page count in the VMBLOK was incorrectly decreased to less than zero.	Examine the storage dump. The VMBLOK has probably been overlaid.

Figure 9 (Part 4 of 29). CP Abend Codes

## CP Abend Codes

Abend Code	Reason for Abend	Action
CPP002	During the VARY processor offline function, DMKSNTBL was brought back in to reconstruct the attached processor's SWPTABLE for shared pages. The named system could not be found in DMKSNTBL.	Examine the storage dump. The SHRTABLE or DMKSNTBL has probably been overlaid.
CPV001	The resident page count in the VMBLOK (VMPAGES) is reduced to a negative value.	Inspect modules that update VMPAGES for the virtual machine. Check the routine to determine why it is inconsistent with the number of CORTABLE entries assigned to this virtual machine.
CQP001	DMSCNRA was called and unable to determine the device address in cuu format from real device block address in R6, R7, and R8.	Examine the storage dump. DMKSNRA returns an error if it cannot find the address of the real control unit block from the real device block. The control unit block address in register 7 probably invalid.
CQQ001	DMSCNRA was called and unable to determine the device address in cuu format from real device block address in R6, R7, and R8.	Examine the storage dump. DMKSNRA returns an error if it cannot find the address of the real control unit block from the real device block. The control unit block address in register 7 is probably invalid.
CQU001	During QUERY TERMINAL command processing, VCONBRK in the user's VMBLOK did not contain a valid terminal break key value.	Examine the storage dump. The VMBLOK has probably been overlaid.
CVT001	The system TOD clock is in error or is not operational.	Call IBM for hardware support to fix the clock.
DRD001	The device code index in the compressed DASD address for the system dump file points to an RDEVBLK for an invalid DASD. The valid DASDs are 2305, 2314/2319, 3330, 3340, 3350, 3375, and 3380.	Verify that the contents and order of the owned list have not been altered since the dump was taken. If these fields have not been altered, the SFBLOK for the dump file may have been destroyed. The owned list is specified by the SYSOWN macro in DMKSYS.

Figure 9 (Part 5 of 29). CP Abend Codes

Abend Code	Reason for Abend	Action
DSP001	During I/O interruption, unstack, and reflection, DMKSCNVU could not locate all of the virtual control blocks for the interrupting unit.	The integrity of the user's virtual I/O configuration has probably been violated. The unit addresses or indexes in the virtual control blocks are in error, or the virtual configuration has been altered by ATTACH/DETACH while I/O was in progress. Check for a device reset failure in DMKCFQRD.
DSP002	The dispatcher (DMKDSP) is attempting to dispatch a virtual relocate user whose shadow segment tables or virtual extended control register 0 are invalid.	Most likely, a free storage violation has occurred. First look at the DMKPRV and DMKVAT modules. Examine the real, virtual, and shadow translation tables for consistency of entry size and format. Also compare page and segment size.
DSP003	The interval timer was not incremented properly. This is most likely a hardware error. The dispatcher tests for interval timer errors and abnormally terminates if such an error occurs. Results would be unpredictable if CP continued when the interval timer was in error.	Check the timer fields in real storage. The value of the real interval timer is at real storage location X'50'. The dispatcher loads the value of the real interval timer in real storage location X'54' when a user is dispatched. The value of the real interval timer is loaded into real storage location X'4C' when an interrupt occurs. If the value stored at X'4C' is not less than the value stored at X'54', the dispatcher abnormally terminates. Check the routines that control the value of the time fields at X'4C', X'50', and X'54'.
DSP004	While tracing SIOs or I/O interrupts, the virtual device was detached. Now, the VDEVBLOK cannot be found.	Examine the operator's console sheet and the user's terminal sheet to see who detached the device. Warn the person responsible that devices should not be detached during I/O tracing.
DSP005	During extend, a block is found to be unstacked, but the lock for the associated VMBLOK is not available, or count of priority CPEXBLOKs in a VMBLOK is less than 0, but no priority CPEXBLOK is found for the virtual machine, or during post-extend processing, either the expected processor-related priority CPEXBLOK is not found or the lock for the associated VMBLOK is not available.	R1 contains the VMBLOK address at the time of theabend. Check VMLOCK to see if the VMBLOK is locked by the other processor. If this is the case, VMLOCKER gives the base address of the obtainer of the lock and can be used to determine why the lock was not released. If the VMBLOK is not locked by the other processor, check VMRRCT, (the count of priority CPEXBLOKs). If this is nonzero but there are no priority CPEXBLOKs on the dispatcher's stack, this field has probably been overlaid and other methods must be used to determine the cause of the overlay.

Figure 9 (Part 6 of 29). CP Abend Codes



## CP Abend Codes

Abend Code	Reason for Abend	Action
DSP006	DMKDSPRU, the run-user entry to the dispatcher was entered when the system was not in attached processor mode.	Use the trace table to help determine the caller of DMKDSPRU.
EXT001	A serial signal request has been received and the global system lock is not held.	In the PSA of the abending processor, the work/save area SIGSAVE contains the return address of the caller of DMKEXTSP; this address is at offset X'8' into SIGSAVE. At offset 0 into SIGSAVE is the base address of the caller.
EXT004	A CPU timer interrupt occurred either while the system was in a wait state or when an enable window was opened.	Check CPSTATUS in the PSA to determine whether the interruption occurred while in a wait state or during an enable window. If the interruption occurred while in a wait state (CPWAIT on in CPSTATUS), the timer value at the time of the interruption is stored in the PSA's WAITEND. If the interrupt occurred during an enable window (CPEX on in CPSTATUS), the timer value is stored in the first two words of PSA's TEMPSAVE. If the timer value is negative, it is probably a programming error. Try to determine why the timer was set to a negative value. If the timer value is positive, obtain hardware support to determine why the interrupt occurred.
FRE006	A module is requesting a block of storage whose size (contained in R0) is less than or equal to zero.	Using FREER14 and FREER12 in the PSA, identify the module. Check for an error in calculating the block size. Improper use of the instructions ICM and STCM can cause truncation of high order bits that result in a calculation error.
FRE010	A program is attempting to extend free storage while storage is being extended. This can be caused by I/O interruptions or channel programs involving channels other than channel 0.	If the storage requests that caused the abend are due to channel activity, place the device involved on channel 0, which is disabled during free storage extension.
FRE012	An extend was entered while extending. The free storage extend buffer is unavailable.	The system workload requires more free storage than is available. Either: (1) Reassemble DMKSYS with a larger value for FREE in the SYSCOR statement and reinstall the CP nucleus, (2) Restrict the number of users on the system, or (3) Add more real storage.

Figure 9 (Part 7 of 29). CP Abend Codes

Abend Code	Reason for Abend	Action
FRE014	DMKFRE must defer satisfying a free storage request when it is necessary to call DMKPRTFR and the global supervisor lock cannot be obtained. The free storage extend buffer reserved for this purpose is not available.	Examine the internal trace table and storage dump to determine why the free storage extend buffer was not previously replenished.
FRT001	The size of the block being returned (via R0) is less than or equal to 0.	Using FREER14 and FREER12 in the PSA, identify the CP module releasing the storage. Check for an error in calculating the size of the block or for a modification to the stored block size for variable-size blocks.
FRT002	The address of the free storage block being returned matches the address of a block already in the free storage chain.	Identify the CP module returning the storage by means of the return address and base registers (FREER14 and FREER12 in the PSA). The most common cause of this type of failure is a module that returns a free storage block but fails to clear a pointer to the block that has been saved elsewhere. All modules that return blocks via a call to DMKFRET should first verify that the saved pointer is nonzero; after returning the block, any saved pointers should be set to zero.
FRT003	The address of the free storage block being returned overlaps the next lower block on the free storage chain.	A free storage pointer may have been destroyed. Also, the module releasing the lower (overlapped) block may have returned too much storage. Examine the lower block and determine its use and former owner, or identify the CP module returning the storage by means of the return address and base registers (FREER14 and FREER12 in the PSA). The most common cause of this type of failure is a module that returns a free storage block but fails to clear a pointer to the block that has been saved elsewhere. All modules that return blocks via a call to DMKFRET should first verify that the saved pointer is nonzero; after returning the block, any saved pointers should be set to zero.
FRT004	The address of the free storage block being returned overlaps the next higher block on the free storage chain.	A free storage pointer may have been destroyed. Also, the module releasing the higher (overlapped) block may have returned too much storage, or the module may be attempting to release storage at the wrong address.

Figure 9 (Part 8 of 29). CP Abend Codes

## CP Abend Codes

Abend Code	Reason for Abend	Action
FRT005	A module is attempting to release storage in the resident system nucleus.	A module is probably attempting to release location 0. Check for the module picking up a pointer to the free storage block without first testing the pointer for 0. Use FREER14 and FREER12 in the PSA to identify the module.
FRT007	A module is attempting to release a block of storage whose address exceeds the size of real storage.	A free storage pointer may have been destroyed. Attempt to identify the owners of the free storage blocks adjacent to the one containing the pointer that was destroyed. Check for moves and translation where initial counts of zero have been decremented to minus 1, thus generating an executed length code of X'FF', or an effective length of 256 bytes.
FRT008	The address of the free storage block being returned matches the address of the first block in the subpool for that size.	Identify the CP module returning the storage by means of the return address and stored base registers (FREER14 and FREER12 in the free storage save area in the PSA).
FRT009	The address of the free storage block being returned matches the second block in the subpool for that size.	The common cause of this type of failure is a module that returns a free storage block but fails to clear a pointer to the block that has been saved elsewhere. All modules that return blocks via a call to DMKFRET should first verify that the saved pointer is nonzero; after returning the block, any saved pointers should be set to zero.
FRT011	A CP module has attempted to return a block of storage that is in the user dynamic paging area.	Identify the program returning the storage by means of the return address and stored base registers (FREER14 and FREER12 in the PSA). The common cause of this type of failure is a module that returns a free storage block but fails to clear a pointer to the block that has been saved elsewhere. All modules that return blocks via a call to DMKFRET should first verify that the saved pointer is nonzero; after returning the block, any saved pointers should be set to zero.
FRT013	The CP FRET Trap has detected that a module is attempting to release storage and the trap extension area cannot be located.	Identify the module returning the storage by means of the return address and base registers (FREER14 and FREER12 in the PSA). The size to return in FREER0 or the free storage pointer in FREER1 may have been destroyed. Also, the extension may have been overlaid by the use of more storage than was given. This may also be an illegal attempt to return only a portion of the original storage obtained.

Figure 9 (Part 9 of 29). CP Abend Codes

## CP Abend Codes

Abend Code	Reason for Abend	Action
FRT015	The CP FRET Trap has detected that a module is attempting to release storage and the size in FREER0 does not match the size found in the trap extension area.	<p>Identify the module returning the storage by means of the return address and base registers (FREE14 and FREER12 in the PSA). If the system running is UP generated or AP/MP generated but not running, examine the extension to the storage at FREER1 + the value of FREER0 in bytes. Consult "Trapping Improper Use of CP Free Storage" in the <i>VM/SP System Programmer's Guide</i> for problem determination information in the extension. The value in FREER1 is in error. Examine the trace table for entries for storage requests by the same VMBLOK that have not been returned. Examine the code for destruction of the free storage pointer in FREER1.</p> <p>If the system running is AP/MP, the abend could have been caused by an illegal attempt to return only a portion of the original storage obtained. Examine storage for the ALLO tag at FREER1 the value of FREER0 in bytes. If the tag is found, examine the problem determination information in the rest of the extension. The free storage pointer in FREER1 could be incorrect or the abend could have been caused by an illegal attempt to return the back portion of the storage. If the ALLO tag is not found at FREER1 + FREER0, examine the trap extension area at FREER1 + the value of FREER0 in bytes + X'CO' bytes. The free storage pointer in FREER1 could be incorrect or the abend could have been caused by an illegal attempt to return the front portion of the storage.</p>
FRT016	The CP FRET Trap has detected that a module is attempting to release storage that contains the FRET tag in the trap extension area.	Identify the module returning the storage, by means of the return address and base registers (FREER14 and FREER12 in the PSA). Examine the extension to the storage at FREER1 + the value of FREER0 in bytes. Consult "Trapping Improper Use of CP Free Storage" in the <i>VM/SP System Programmer's Guide</i> for the problem determination information in the extension area. The most common causes for this type of failure are: the storage may have been previously returned, or the free storage pointer in FREER1 may have been destroyed.

Figure 9 (Part 10 of 29). CP Abend Codes

# CP Abend Codes

Abend Code	Reason for Abend	Action
GRC001	DMKGRCUP was called to generate the order required to update the 3270 screen, but the CONTASK supplied was too small for the data stream required.	The registers at entry to DMKGRCUP are saved in BALRSAVE; the calling module can be identified from BALR14, the input CONTASK address is in BALR6 and the input parameters in BALR2 define the type of screen updating to be done. See the GRTBLOK macro for definitions of these parameters and of the screen orders that are used.
HPS001	A routine process was called to a device that was not a logical device.	Check the trace for activity to the device.
HVD001	The user pointed to by R11 issued a DIAGNOSE instruction while attempting to format the I/O error, channel check, or machine check recording areas; the SYSRES device is unrecognizable.	The RDEVBLOK for the SYSRES device was probably destroyed, or a volume with the same serial number as the SYSRES volume was mounted. If a volume with the same serial number was mounted, check the ATTACH processing in the DMKVDB routine.
HVE001	The user pointed to by R11 issued a DIAGNOSE instruction while attempting to format the I/O error, channel check, or machine check recording areas; the SYSRES device is unrecognizable.	The RDEVBLOK for the SYSRES device was probably destroyed, or a volume with the same serial number as the SYSRES volume was mounted. If a volume with the same serial number was mounted, check the ATTACH processing in the DMKVDB routine.
IOQ003	DMKIOQ is attempting to remove an IOBLOK from a queue, but that IOBLOK contains an invalid address.	Register 2 points to the RCHBLOK, RCUBLOK, or RDEVBLOK from whose queue the IOBLOK is being removed. Register 10 points to the IOBLOK. Use the CP internal trace table to determine which module called DMKIOS twice to start the same IOBLOK.
IOQ005	DMKIOQ was called to find a channel path for an IOBLOK dequeued from the control unit. If the I/O request was for a fixed path and IOQ was not entered on the requested processor path, IOQ must go to the requested processor's channel index table to calculate the address of the requested RCHBLOK. The abend occurs when the index value for the requested channel is invalid (X'FFFF').	Examine the IOBLOK to determine its second-level interrupt handler (IOBIRA). should make it possible to determine which module was responsible for initializing fields in the IOBLOK before the original call to IOS. IOBRADD or IOBPROC may have been set up incorrectly, or the IOBLOK may have been overlaid.

Figure 9 (Part 11 of 29). CP Abend Codes

## CP Abend Codes

Abend Code	Reason for Abend	Action
IOQ006	DMKIOS was called to perform I/O to a device that is logically online, but for which there is not available path online. That is, the online path status in RDEVPTHS does not match the status indicated by RDEVDISA.	Examine the trace table and storage dump to determine what routine has incorrectly altered either RDEVDISA or RDEVPTHS.
IOQ007	In attempting to start an I/O request, IOQ must remove all alternate path IOBs that exist on paths to the device except the one that is about to be started. In scanning the chain of these IOBs, two were not marked as mini-IOB, indicating two real requests for the same I/O.	Examine the trace table to determine the sequence of events that led to two IOBs being passed to IOS and then having both IOBs occur on the same request chain.
IOS001	The caller is trying to reset an active IOBLOK from the RCHBLOK queue, but that IOBLOK contains an invalid address.	The IOBLOK may have been returned (via DMKFRET) or destroyed. Verify that the IOBLOK was valid and use the IOBLOK and RDEVBLOK to determine the last operation.
IOS002	DMKIOS is attempting to restart an IOBLOK from the RCHBLOK queue, but that IOBLOK contains an invalid address.	The IOBLOK may have been returned (via DMKFRET) or destroyed. Verify that the IOBLOK was valid and use the IOBLOK and RDEVBLOK to determine the last operation.
IOS004	DMKIOSHA was called to halt I/O associated with an IOBLOK pointed to by register 10. However, register 10 points to an IOBLOK that is marked as a mini-IOB. A mini-IOB is not allowed to exist outside the control of DMKIOS.	Examine the trace table in the storage dump and determine what routine built and called DMKIOSHA with IOBLOK marked as a mini-IOB. That routine is in error.

Figure 9 (Part 12 of 29). CP Abend Codes

## CP Abend Codes

Abend Code	Reason for Abend	Action
IOS005	<p>DMKIOS was called to do a fixed path I/O request and one of the following occurred:</p> <ol style="list-style-type: none"> <li>1. The RDEVBLK located by using the cuu address in IOBRADD is not equal to the RDEVBLK pointed to by R8 at entry point DMKIOS.</li> <li>2. In an MP environment, the real channel block requested for the fixed path could not be located.</li> </ol>	Examine the trace table and determine who called IOS to request fixed path I/O. Either an incorrect call was made to DMKIOS, R8 did not point to the correct real device block, or the IOB that is pointed to by R10 was overlaid.
IOS009	A Start I/O is attempted for a sense CCW after a short busy sequence from a 3270. This causes the IOBLOK to be queued. The IOBSNSIO is on and there is no IOERBLOK address in IOBIOER.	Examine the dump to determine why there is no IOERBLOK address in IOBIOER.
IOS010	In attempting to restart pending I/O requests after an I/O interrupt has made an I/O unit available, DMKIOS finds that the current RCHBLOK does not belong to the current processor.	Examine the CP trace table to find upon which channel, control unit, and device path the I/O interrupt occurred. Examine DMKIOT and DMKIOS logic to see why DMKIOS is trying to restart I/O on a different channel. If the trace table shows that DMKIOS received control as a result of a call, examine DMKIOS logic to see how its internal indicators were changed to show entry due to an I/O interruption.
IUA001	A program check occurred on the last system-initiated IUCV function.	Locate the last IUCV instruction from the trace table and determine the type of IUCV function requested. Determine what IUCV exceptions are generated by that IUCV function (see the <i>VM/SP System Programmer's Guide</i> ).
IUC001	The path of the target communicator contained inconsistent or conflicting status flags.	Locate the path description for the specified path ID. Then locate the corresponding path ID for the target communicator and determine why the entry has been marked invalid.
IUC002	A pending connection for the path specified could not be found on the pending connection chain.	Locate the path ID that was specified to determine why no corresponding entry can be found on the pending connection chain.

Figure 9 (Part 13 of 29). CP Abend Codes

Abend Code	Reason for Abend	Action
IUE001	On a Receive, IUCV has located a message block on the queue with the specified message ID. The path ID in the message block is invalid (as returned from DMKIUAPD).	Locate the message block with the specified message ID and determine the path ID that it contains. Search the path description segment for the corresponding path description and determine why the entry has been marked invalid.
IUG001	On a Reject, IUCV has located a message block on the queue with the specified message ID. The path ID in the message block is invalid (as returned from DMKIUAPD).	Same as IUE001.
IUG002	No room was found for a new path in the CCT. When the CCT was built (by the Declare Buffer function), enough room was allocated for all possible connections.	Compare the number of current connections with the number of connections from the directory. One possible reason for this error is if the directory is modified dynamically and the connection limit for a user is increased, the space that was allocated for CCT is no longer large enough.
IUJ001	The path of the target communicator contained inconsistent or conflicting status flags.	Locate the path description for the specified path ID. Then locate the corresponding path ID for the target communicator and determine why the entry has been marked invalid.
IUJ002	A pending connection for the path specified could not be found on the pending connection chain.	Locate the path ID that was specified to determine why no corresponding entry can be found on the pending connection chain.
IUJ003	An error was encountered on a IUCV Reject for a message that is supposed to be valid but was not found on the message queues.	Locate the message block that was to be rejected or purged and determine on which queue it should be located. Search the message queue to determine why it could not be located.
IUJ004	An error was encountered on a IUCV Purge for a message that is supposed to be valid but was not found on the message queues.	Locate the message block that was to be rejected or purged and determine on which queue it should be located. Search the message queue to determine why it could not be located.

Figure 9 (Part 14 of 29). CP Abend Codes



## CP Abend Codes

Abend Code	Reason for Abend	Action
IUL001	On a Test Completion, IUCV has located a message block on the queue with the specified message ID. The path ID in the message block is invalid (as returned from DMKIUPD).	Locate the message block with the specified message ID and determine the path ID that it contains. Search the path description segment for the corresponding path description and determine why the entry has been marked invalid.
IUP001	The path of the target communicator contained inconsistent or conflicting status flags.	Locate the path description for the specified path ID. Then locate the corresponding path ID for the target communicator and determine why the entry has been marked invalid.
LOK001	An OBTAIN request has been made for a lock that is held by the requesting processor.	R1 contains the lockword address at the time of the abend. In the PSA of the abending processor, the save area LOKSAVE contains the return address of the caller at offset X'38' and the entry point address into DMKLOK at offset X'3C'.
LOK003	A RELEASE has been issued for a lock that is not owned by the requesting processor. DMKLOK does not get control for a RELEASE request.	Use the supervisor old PSW in the PSA of the abending processor to identify the module where the error occurred. R1 contains either the lockword address (in the case of a global lock) or the address of the VMBLOK (in the case of a VMBLOK lock) at the time of the abend.
MCT001	Automatic Processor Recovery (DMKMCTPR) has received control on the main processor without the global system lock and the lock could not be obtained.	Check DMKLOKSY to determine if the system lockword has been overlaid. If the attached processor owns the lock, check the R12 value in DMKLOKSY + 4 to determine who obtained the lock. The system should not be in automatic processor recovery if the attached processor was in supervisor state.
MHC001	A MSSFCALL Diagnose instruction was issued and a nonzero condition code was returned.  <i>Note:</i> Possible condition codes are 0 and 2. A condition code of 2 indicates that the MSSF is busy. This condition should not occur since CP never issues a request if an interrupt for the MSSF is pending.	This is not an error condition. If the problem persists, contact your system support personnel.

Figure 9 (Part 15 of 29). CP Abend Codes

## CP Abend Codes

Abend Code	Reason for Abend	Action
MHC002	<p>An unsolicited MSSF interrupt has been received.</p> <p><i>Note:</i> Unsolicited MSSF interrupts should not occur.</p>	This is an error condition, if the problem persists, contact your system support personnel.
MIA003	An unrecoverable DASD I/O error occurred on a paging device.	In most cases, location X'BA' will contain the unit address of the failing device. For certain errors, it may be necessary to scan the trace table (from the current entry) looking for an I/O interrupt from a paging device with a CSW error. Call IBM hardware support.
MNT001	The RDEVBLK corresponding to the address of the IPLed device cannot be located.	Verify that an entry for the IPLed device has been made in DMKRIO and that the defined address matches the IPLed address.
NLE001	During execution of a NETWORK DUMP command, or during an automatic dump of a 3704 or 3705, the system detected sufficient DASD spool space to contain the information from the 3704 or 3705. The MODEL operand of the RDEVICE macro describing the 3704 or 3705 was not specified correctly. VM/SP determines the storage size of a 3704 or 3705 by the model specified on the RDEVICE macro.	Correct the RDEVICE macro specifying the 3704 or 3705, reassemble the DMKRIO module, and regenerate the CP nucleus with the corrected module.
PGS001	The resident page count in the VMBLOK (VMPAGES) is reduced to a negative number.	Inspect module that updated VMPAGES for the virtual machine. Check the routine to determine why it is inconsistent with the number of CORTABLE entries assigned to this virtual machine.

Figure 9 (Part 16 of 29). CP Abend Codes

## CP Abend Codes

Abend Code	Reason for Abend	Action
PGT001	<p>The number of cylinders in use stored in the allocation block (ALOCBLOK) is less than the maximum but the DMKPGT module was unable to find available cylinders.</p> <p>Also see below.</p>	<p>The RDEVALLN field of the RDEVBLOK is the anchor for ALOCBLOK/ALOFBLOK chain for the device in question and points to either the ALOCPGFH (RECBLOK anchor for preferred FH paging cylinders), ALOCPGMH (RECBLOK anchor or preferred MH paging cylinders), ALOCRECS (RECBLOK anchor for non-preferred cylinders), or ALOCRECP (RECBLOK anchor for temporary cylinders on the page chain). Verify that a RECBLOK exists for each cylinder marked and allocated in the ALOCBLOK. If RECBLOKs for some cylinders are missing, it is possible that the bit map in the ALOCBLOK has been destroyed. If all cylinders are accounted for, the updating of the count field is in error.</p>
PGT001	<p>For FB-512 devices (DMKPGT is allocating on an FB-512 device) the number of pages in use (ALOFUSED) is less than the maximum (ALOFMAX), but DMKPGT could not find a RECBLOK containing an available page.</p> <p>Also see above.</p>	<p>Inspect the extents of TEMP space stored in the ALOFBLOK. The ALOFBLOK has a 24-byte extension for each extent of TEMP space pages on the volume. Anchored in this extension are the RECBLOKs that describe the availability of each page in this extent. Inspect each RECBLOK to see if all the pages in each RECBLOK are used. It is possible that the RECBLOK chain or the ALOFBLOK extension has been destroyed. If all pages are accounted for, the number of available pages in all RECBLOKs should add up to the number of available pages stored in the ALOFBLOK extension (ALOFNUMA). Also, the ALOFNUMA fields of all ALOFBLOK extensions should agree with the number of available pages described in the ALOFBLOK root ALOFMAX-ALOFUSED). If these count fields do not agree, the updating logic in DMKPGT is in error.</p>
PGT002	<p>The count of pages in a page allocation block (RECBLOK) is less than the maximum but the DMKPGT module was unable to find available pages.</p>	<p>If the RECBLOK in question is in use for paging, then locate a SWPTABLE entry for each page represented by this RECBLOK. FB-512 RECBLOKs describe the range of page numbers in fields RECSTRT and RECEND. However, if the pages are in use for spooling, it is possible that the RECBLOK itself has been destroyed or that the updating of the use count is faulty.</p>

Figure 9 (Part 17 of 29). CP Abend Codes

Abend Code	Reason for Abend	Action
PGU001	The DASD page slot being released is not marked allocated.	Identify the module attempting to release the page by means of the caller's return address and base register stored in BALR14 and BALR12 in the BALRSAVE save area in PSA. Locate the source (control block or SWPTABLE entry) of the DASD address being released to verify that they have not been destroyed. If the DASD page is in a spool file, it is possible that the file or the RECBLOK chain has been incorrectly checkpointed and warmstarted after a system shutdown or a system crash.
PGU002	The dummy RECBLOK indicating the spooling DASD pages on the cylinder that are to be released contains a page count greater than the number of pages allocated on the cylinder.	The spool file pointers may have been destroyed while the file was being processed, or the allocation chain may be in error. A cold start may be necessary. If feasible, use the DASD dump/restore program to print the DASD areas containing the affected file, and try to locate the incorrect pointers.
PGU003	A module is trying to release a DASD page slot on a cylinder or FB-512 extent for which no page allocation block (RECBLOK) exists.	Use BALR14 and BALR12 in the BALRSAVE save area of the PSA to identify the module attempting to release the page. For count-key-data DASD, verify that the DASD cylinder address is valid for the device in question. If it is and the rest of the DASD address is valid, verify that the cylinder is in the dynamically allocatable area. For FB-512 DASD, verify that the page number is valid and in the dynamically allocated area. If these restrictions are met, the DASD page must have been used by more than one user.
PGU004	The last DASD page slot in a RECBLOK has been deallocated but the bit representing the cylinder in the cylinder allocation block (ALOCBLOK) is not currently set to one, indicating that the cylinder was not allocated.  <i>Note:</i> Because allocation of pages on an FB-512 device does not use this bit map, this code is not applicable to FB-512 devices.	The ALOCBLOK has probably been destroyed, or the chain pointer in the RDEVBLOK is in error.

Figure 9 (Part 18 of 29). CP Abend Codes

## CP Abend Codes

Abend Code	Reason for Abend	Action
PGU005	The system's virtual storage buffers have been exhausted because of an excessive number of open spool files.	Request users to close all spool files that are no longer active.
PGU006	A module is trying to release a page of virtual storage in use by the VM/SP control program that has not been marked allocated.	Use BALR14 and BALR12 in the BALRSAVE save area of the PSA to identify the module attempting to release the page. Locate the control block containing the virtual page address that is being released. It is possible that the address has been destroyed, or a pointer to a virtual page has been retained after the page was destroyed.
PRG001	Program check (operation) in the control program.	Examine the old PSW and identify the module having the program check.
PRG002	Program check (privileged operation) in the control program.	Same as PRG001.
PRG003	Program check (execute) in the control program.	Same as PRG001.
PRG004	Program check (protection) in the control program.	Same as PRG001.
PRG005	Program check (addressing) in the control program.	Same as PRG001.
PRG006	Program check (specification) in the control program.	Same as PRG001.
PRG007	Program check (data) in the control program.	Same as PRG001.
PRG008	Program check (fixed-point overflow) in the control program.	Same as PRG001.
PRG009	Program check (fixed-point divide) in the control program.	Same as PRG001.
PRG010	Program check (decimal overflow) in the control program.	Same as PRG001.
PRG011	Program check (decimal divide) in the control program.	Same as PRG001.
PRG012	Program check (exponential overflow) in the control program.	Same as PRG001.

Figure 9 (Part 19 of 29). CP Abend Codes

Abend Code	Reason for Abend	Action
PRG013	Program check (exponential underflow) in the control program.	Same as PRG001.
PRG014	Program check (significance) in the control program.	Same as PRG001.
PRG015	Program check (floating-point divide) in the control program.	Same as PRG001.
PRG016	Program check (segment) in the control program.	Same as PRG001.
PRG017	Program check (paging) in the control program.	Same as PRG001.
PRG018	Program check (translation) in the control program.	Same as PRG001.
PRG019	Program check (special operation) in the control program.	Same as PRG001.
PRG254	A translation specification exception has been received for a virtual machine that is not in extended control mode.	If the set of translation tables pointed to by RUNCR1 is correct, a hardware failure has occurred, possibly with dynamic address translation. Otherwise, call IBM for software support.
PRG255	A PER (program event recording) has been received for a virtual machine that is running with PER disabled in its virtual PSW.	Retry the program causing the error; if the problem persists, call IBM for software support.
PSA002	The "System Restart" console key was pressed. The operator normally takes this action when an unusual system condition occurs, such as a system loop or slow machine operation.	Examine the resulting abend dump for a dynamic picture of the system's status.
PSA003	An unrecoverable DASD error occurred on a paging device, or the paging device is offline.	Check the trace table for a Start I/O in the paging device with a condition code 3 to verify device is offline. If offline, vary paging device online. Check the unit address at X'B9' in the PSA to find paging device in error. This is a hardware error.

Figure 9 (Part 20 of 29). CP Abend Codes

## CP Abend Codes

Abend Code	Reason for Abend	Action
PSA004	A CPU timer interrupt occurred either while the system was in a wait state or when an enable window was opened.	Check CPSTATUS in the PSA to determine whether the interrupt occurred while in a wait state or during an enable window. If the interrupt occurred while in a wait state (CPWAIT on in CPSTATUS), the timer value at the time of the interrupt is stored in the PSAs WAITEND. If the interrupt occurred during an enable window (CPEX on in CPSTATUS), the timer value is stored in the first two words of the PSAs TEMPSAVE. If the timer value is negative, it is probably a programming error. Try to determine why the timer was set to a negative value. If the timer value is positive, obtain hardware support to determine why the interrupt occurred.
PTR002	A program is attempting to unlock a page frame whose address exceeds real storage size.	Use the values of register 14 and register 12 at the time of the abend to identify the module attempting to unlock the page frame. Check for the source of the invalid address.
PTR003	A program is attempting to unlock a real storage page frame whose CORTABLE entry is not flagged as locked.	Same as PTR002.
PTR004	The lock count in the CORTABLE entry for the page frame being unlocked has been decremented to a value that is less than 0.	Check the routines that update the lock count field and CORTABLE entry.

Figure 9 (Part 21 of 29). CP Abend Codes

## CP Abend Codes

Abend Code	Reason for Abend	Action
PTR007	DMKFRE requested a page for fixed free storage but DMKPTR determined that there were no pages left in the dynamic paging area.	Examine the dump for one of the following conditions: <ol style="list-style-type: none"> <li>1. Excessive amounts of free storage have been allocated by CP and not released via DMKFRET. Look for blocks of identical data and determine which modules built that data.</li> <li>2. A block of storage greater than 4096 bytes was requested. Requests for large blocks of free storage require contiguous pages from DMKPTR and as a result have a higher probability of failure than requests for one page or less. If possible, change the application to reduce the size of storage requests. Otherwise schedule the application when storage is less fragmented.</li> </ol>
PTR008	A CORTABLE entry on the free list points to a valid PTE (page table entry), but the page is allocated.	Pages on the free list should not contain valid PTEs. Examine the dump to determine which module called DMKPTRFR. The module that called DMKPTRFR probably contains an error.
PTR010	The count of the number of resident reserved pages incorrectly decremented so that the count is now less than zero.	The field DMKPTRRC contains the number of reserved pages. DMKPTRRC must always be less than DMKDSPNP. Check the routines that update these two count fields (DMKDSPNP and DMKPTRRC).
PTR011	A CORTABLE entry to be placed on the free list points to a valid PTE (page table entry), but the page is allocated. An abend occurs trying to honor a deferred request.	Pages to be put on the free list should not contain valid PTEs. Examine the dump to determine why the page was not marked invalid before the call the DMKPTRFT.
PTR012	A CORTABLE entry to be placed on the free list points to a valid PTE (page table entry), but the page is allocated.	Pages on the FREELIST should not contain valid PTEs. Examine the dump to determine which module called DMKPTRFT, it probably contains an error.
PTR014	DMKPRTFT was called to put a page on the FREELIST that is already on the FREELIST.	A page that is already on the FREELIST should not be specified in a call to DMKPRTFT. Check the FREELIST and flush list for validity. Restart the system and, if the problem persists, call IBM for software support.
PTR015	The core table entry for a flush list page does not contain a page table pointer.	Examine the storage dump to determine either how the page was placed on the flush list without a PTE pointer or what module subsequently modified the core table entry.

Figure 9 (Part 22 of 29). CP Abend Codes



## CP Abend Codes

Abend Code	Reason for Abend	Action
PTR018	The resident page count in the VMBLOK (VMPAGES) is reduced to a negative value.	Inspect modules that update VMPAGES for the virtual machine. Examine the routine to determine why is it inconsistent with the number of CORTABLE entries assigned to this virtual machine.
PTR021	PTR was entered without the global system lock, but the VMBLOK already has its deferred task stacked. Some error has occurred in failing to obtain the global system lock.	Examine the SAVEAREA pointed to by R13 to determine why PTR was called without the global system lock.
QCO001	An I/O buffer is being returned to FREE storage but the CORFPNT for the page does not contain the character string CONB. This means QCO is trying to return a page to the free list which was not used as an I/O buffer for a CONMODE 3270 SCRNSAVE operation.	Search the trace table to determine why the storage being released does not have CONB in CORFPNT. The page is obtained by a call to DMKPTRFR and is released by a call to DMKPRTRFT.
RNH001	An unrecoverable I/O error occurred during read or write for the 3704/3705. Status indicates program failure.	Retry. If the problem persists, ensure that the 3704/3705 and channel hardware are functioning correctly.
RNH002	A response that should not occur was received from the 3704/3705 control program.	Verify that the 3704/3705 NCP is operating correctly. Use the NETWORK TRACE command to determine the exact cause of the response.

Figure 9 (Part 23 of 29). CP Abend Codes

## CP Abend Codes

Abend Code	Reason for Abend	Action
RPA001 RPA002	<p>For RPA001, the virtual address supplied to DMKRPA is outside of the virtual storage being referenced.</p> <p>For RPA002, the virtual address supplied to DMKRPA is outside of the virtual storage being referenced.</p>	<p>The virtual storage belongs either to the user whose VMBLOK is pointed to by R11 or, if R2 in the SAVEAREA indicates a PARM of SYSTEM, to the system VMBLOK. Identify the calling program by means of the return address and base registers in the SAVEAREA pointed to by R13. If the virtual address was obtained from the system's virtual storage, examine the virtual page allocation routine, DMKPTRVG. If the virtual page refers to a user's storage, attempt to identify the routine that generated the incorrect address. Verify that the VMSIZE in the relevant VMBLOK reflects the correct storage size for the system or user being referenced.</p>
RPA003	The user page count in the VMBLOK became negative.	A module has attempted to release more pages than it originally received. The module that last called DMKRPA is probably the module in error.
SCH001	The total number of interactive users plus batch users in the scheduler's queue is less than zero. A counter was probably decremented incorrectly.	The field SCHN1 is the count of the number of interactive users and the field SCHN2 is the count of the number of batch users. Check the routines that update these two count fields (SCHN1 and SCHN2) to determine why their sum was negative.
SCH002	A call was made to DMKSCHDL that resulted in an attempt to drop a user from a runnable list, but the global system lock was not held by the caller.	Examine the registers in BALRSAVE to find the caller to DMKSCHDL. See why the caller did not hold the global system lock.
SCN002	RDEVDISA equals zero but DMKSCNEP can find no online path to the device.	Check trace table for activity to the device. Try to determine why RDEVPATHS has no online paths yet RDEVDISA indicates that the device is online.
SCO001	The VDEVLINK chain is invalid. A VDEVBLOK has a link field that points to another VDEVBLOK associated with the same real device. The first VDEVBLOK is not pointed to by any other link field in the chain.	IPL to restart. If the problem persists, examine the VDEVBLOKs in the link chain as well as the one whose link field points into the chain but is not in the chain. Determine what the owner of the VDEVBLOK was doing at the time.

Figure 9 (Part 24 of 29). CP Abend Codes

## CP Abend Codes

Abend Code	Reason for Abend	Action
SEG001	None of the devices defined in DMKRIO and available to the system match the label defined in the SYSRES macro in DMKSYS.	Verify that the SYSRES volume serial number is the same as that specified in the SYSRES macro. If it is not the same, it may have been altered by the LABEL option of the FORMAT function of the stand alone CP format program (IPL FMT or DMKFMT). Otherwise, the image of the nucleus saved on the SYSRES may have been altered. Restore the nucleus to the SYSRES volume from a backup copy and try to IPL.
SEG002	The label on the IPLed device does not match the label defined in DMKSYS.	Since Abend Code SEG001 did not occur, a device with the correct label does exist. Verify that the correct device was IPLed; otherwise, verify that the SYSRES volume serial number is the same as that specified in the SYSRES macro in DMKSYS. If it is not the same, it may have been altered by the LABEL option of the FORMAT function of the stand alone CP format program (IPL FMT or DMKFMT). Otherwise, the image of the nucleus saved on the SYSRES may have been altered. Restore the nucleus to the SYSRES volume from a backup copy and try to IPL.
SEG003	An error occurred attempting to page out DMKVMI or DMKSYM, or while attempting to read in a pageable module.	Try to determine whether the errors are being caused by the paging device or by the paging volume. If the device is failing, disable it and reload (via IPL) the system; call IBM for hardware support. If the volume is failing, try reformatting it. If the error condition recurs, discontinue using that volume and call your system support personnel.
STK001	DMKSTK was attempting to stack an IOBLOK, a TRQBLOK, or a CPEXBLOK for a particular virtual machine and the counter in the VMBLOK overflowed its half-word boundary making the counter appear negative. Since this will happen only when the counter exceeds 32,767, the probable cause of this error is either a program loop that includes the stacking of a CPEXBLOK, IOBLOK, or TRQBLOK, or an overlay of the VMBLOK.	Verify that the counters in the VMBLOK reflects the correct number of BLOKs stacked for this virtual machine. If they do not, determine who has overlaid either VMSTKCNT (the count of IOBLOKs, TRQBLOKs, and normal CPEXBLOKs) or VMPPRCT (the count of processor related CPEXBLOKs). If the VMBLOK counters are accurate, identify the caller of DMKSTK by looking in SWTHSAVE in the PSA of the abending processor. The R14 value in the save area contains the return address of the caller of DMKSTK.

Figure 9 (Part 25 of 29). CP Abend Codes

## CP Abend Codes

Abend Code	Reason for Abend	Action
STR001	LRA gets a translation or length condition code for a valid page.	If the problem persists, obtain a dump and call IBM for software support.
STR003	An attempt is being made to migrate a table into storage for a segment that is already valid.	Same as STR001.
STR004	An attempt is being made to bring a page into storage that does not exist.	Same as STR001.
STR007	The save area stack chain is invalid or the specific request could not be found on the chain.	Same as STR001.
SVC001	No free storage is available for save areas.	Try to identify the extreme load condition that caused the problem. If the storage requests are valid and the problem occurs regularly, alter the DMKCPI module to allocate more than six pages of free storage per 256K bytes of storage.
SVC002	A supervisor state SVC was issued without the global system lock.	Use the supervisor old PSW in the PSA of the abending processor to identify the module that issued the SVC without the system lock.
SVC003	An unrecoverable DASD I/O error occurred on a paging device.	In most cases, location X'B9' will contain the unit address of the failing device. For certain errors it may be necessary to scan the trace table (from the current entry) looking for an I/O interrupt from a paging device with a CSW error. Call IBM for hardware support.
SVC004	Error in SVC 24 CPEXBLOK maintenance. An SVC 24 has been issued during the EXTEND process. There is no preallocated CPEXBLOK available for use by SVC 24. Most likely the system is attempting to enter EXTEND while already performing EXTEND processing.	Examine the internal trace table to determine why the two preallocated SWITCH CPEXBLOKs have not been dequeued.

Figure 9 (Part 26 of 29). CP Abend Codes

## CP Abend Codes

Abend Code	Reason for Abend	Action
TDK001 TDK002	<p>For TDK001, a program is attempting to deallocate a cylinder or FB-512 extent(s) of T-disk space for which no cylinder allocation block (ALOCBLOK) exists. For FB-512 devices, the allocation control block is called ALOFBLOK.</p> <p>For TDK002, A program is attempting to deallocate cylinder(s) of T-disk space that are not marked allocated.</p>	<p>Verify that R8 points to a RDEVBLK for a CP-owned volume. If it does not, the error may originate in the calling program. Identify the caller by the return address and base register in the SAVEAREA pointed to by R13, and try to identify the source of the incorrect RDEVBLK address. If the RDEVBLK is valid, it may be that the cylinder number passed is incorrect. The VDEVBLK for the device which the T-disk was defined may have been destroyed. If the cylinder number appears valid, examine the allocation record on the real volume by running DMKFMT (Format program), invoking the ALLOCATE option without allocating any new space. If the output shows deallocated cylinder falls within an area defined for T-disk allocation, the ALOCBLOK or ALOFBLOK chained to the RDEVBLK may be destroyed.</p>
TOD001	The system TOD clock is not operational.	Call IBM for hardware support to fix the clock.
UDR001	The user directory module is looping trying to read all of the UDIRBLOK page buffers from the directory device, or a directory containing over 10,816 users was loaded.	Use the DASD Dump Restore program to print the UDIRBLOK page buffers from the directory device. Determine whether the chain pointers are valid.
UDR002	The resident page count in the VMBLOK (VMPAGES) is reduced to a negative number.	Inspect modules that update VMPAGES for the virtual machine. Check the routine to determine why it is inconsistent with the number of CORTABLE entries assigned to this virtual machine.
VCX001	DMKVCX issues this abend if the Inter-User-Communication Vehicle (IUCV) paths for SNA Console Communications Services (SNA CCS) are invalid.	Check the IUCV paths and SNA CCW control blocks to determine what is in error.
VCX002	DMKVCX issues this abend if SNA Console Communication Services (SNA CCS) control block structure is invalid.	Examine the control block structure and SAN CCS trace table entry for the abend to determine what is in error.

Figure 9 (Part 27 of 29). CP Abend Codes

## CP Abend Codes

Abend Code	Reason for Abend	Action
VDR002	DMKSCNVU was unable to locate all of the virtual I/O control blocks for the virtual unit address.	Determine whether the unit address in register 1 is valid for the user. R11 contains the address of the users VMBLOK. If invalid, the user's virtual I/O configuration has been altered after losing control. Examine the dump to determine how it was altered.
VDR003	The DASD link chain is invalid. In the case of minidisks, detaching a minidisk that points to an RDEVBLOK whose count of users is already zero causes this abend.	IPL to restart. If the problem persists, examine the RDEVSYs flag. If the RDEVSYs flag is off, the problem is especially serious; print and examine the dump. Examine the VDEVBLOK and RDEVBLOK checking the link chain.
VDS001	A virtual device definition has been requested for a minidisk that is already defined to the system (either as a different device to the user or a device to another user on the system). The directory indicates that the minidisk uses the virtual reserve release logic, but there is no existing VRRBLOK.	Examine the virtual blocks for the existing links to the minidisk and determine why the existing virtual device block pointed to by R3 does not point to a VRRBLOK.
VIO002	DMKSCNVU was unable to locate all of the virtual I/O control blocks for the virtual unit address associated with the interrupt just stacked.	Verify that the unit address in the field IOBVADD in the IOBLOK pointed to by R10 is valid for the user who initiated the I/O. The field IOBUSER contains the address of the user's VMBLOK. If the address is valid, the integrity of the user's virtual I/O configuration has probably been destroyed. If the address is not valid, the IOBLOK has been altered, or was built incorrectly in the first place.
VIO003	DMKIOS has returned an IOBLOK indicating a condition code of 2 was received from the START I/O for the operation.	Condition code 2 should never be returned to the virtual I/O interrupt handler. Its presence indicates either a failure in the I/O supervisor (DMKIOS), or that the status field in the IOBLOK (IOBSTAT) has been destroyed.
VIO0C4	DMKSCNVU was unable to locate all of the virtual I/O control blocks for the virtual unit address.	Determine whether the unit address in register 1 is valid for the user. R11 contains the address of the users VMBLOK. If invalid, the user's virtual I/O configuration has been altered after losing control. Examine the dump to determine how it was altered.

Figure 9 (Part 28 of 29). CP Abend Codes

## CP Abend Codes

Abend Code	Reason for Abend	Action
VMA008	The resident page count in the VMBLOK (VMPAGES) is reduced to a negative value.	Inspect modules that update VMPAGES for the virtual machine. Check the routine to determine why it is inconsistent with the number of CORTABLE entries assigned to this virtual machine.
VME001	The dump chain anchored DMKRSPDP has lost the in-process VMDUMP.	Initialize the system to restart. If the problem persists, notify the system programmer.
VSP001	The virtual spooling manager could not locate all virtual control blocks for an interrupting unit.	Verify that the unit address (IOBVADD) in the IOBLOK is valid. If the address is valid, the integrity of the virtual I/O configuration has probably been destroyed. If the address is not valid, the IOBLOK has been altered or was built incorrectly.
VSV001	DMKVSVDL was called to analyze a 3800 printer op-code and the CCW op-code in VSPCCW was not a valid 3800 printer Load CCW.	Determine the caller of DMKVSRLD and see why it was called when VSPCCW could not be handled by this module.
WRN001	The map for a dynamic checkpoint was not allocated prior to a call to DMKWRNPL.	The map should be allocated via a call to entry points DMKCKSIN or DMKCKVWM from DMKWRM.

Figure 9 (Part 29 of 29). CP Abend Codes

## CMS Abend Codes

When a CMS abend occurs, you must do the following:

1. Either enter DEBUG mode and issue the DUMP subcommand, or get a CP read on your terminal (or type #cp), and issue the DUMP command.

Either of these actions causes a storage dump. Do not issue the DUMP command in CMS mode, because abend processing will take place before the dump is performed and the indications of the error will be lost.

2. Save the console sheet. If you are using a display terminal as your virtual console, it is a good idea to spool your console output to the printer by issuing the CP command SPOOL CONSOLE START either at the start of the session or by having the command in your PROFILE EXEC. Then if a problem does arise, a copy of your terminal activity will be available for reference. If the session is uneventful, the resulting printer file can be purged.
3. After the DUMP command is executed, the system automatically initiates recovery procedures, so it should not be necessary to IPL CMS again. If, however, an error message is displayed indicating that error recovery has failed, you should reinitialize (via IPL) CMS.
4. To report a CMS problem, give the dump, the console sheet (or printed console file, if it was spooled), and copies of the CMS files involved to system support personnel.

Figure 10 on page 64 lists the CMS abend codes and the modules that issue them, the cause of the abnormal termination, and the action the user should take to recover and continue.



## CMS Abend Codes

Abend Code	Module Name	Cause of Abend	Action
001	DMSSCT	The problem program encountered an input/output error processing an OS macro. Either the associated DCB did not have a SYNAD routine specified or the I/O error was encountered processing an OS CLOSE macro.	Message DMSSCT120S indicates the possible cause of the error. Examine the error message and take the action indicated.
034	DMSVIP	The problem program encountered an I/O error while processing a VSAM action macro under VSE/AF for which there is no OS equivalent. An internal error occurred in a VSE/VSAM routine.	Refer to the <i>VSE/VSAM Messages and Codes</i> to determine the cause of the VSAM error.
035	DMSVIP	An error occurred in VSE/VSAM processing while running an OS/VSAM program for which there is no equivalent OS/VSAM error code.	Refer to the VSE/VSAM documentation for the error and return codes indicated in the CMS error message preceding the ABEND.
09F	DMSITP	A vector operation exception (program interrupt code X'19') occurred at a specified location.	Type DEBUG to examine the PSW and registers at the time of the exception. Use the CP DISPLAY command to examine the Vector Registers.  Refer to the <i>IBM System/370 Vector Operations, SA22-7125</i> for a description of the vector operation exception.

Figure 10 (Part 1 of 5). CMS Abend Codes

## CMS Abend Codes

Abend Code	Module Name	Cause of Abend	Action
0Cx	DMSITP	<p>The specified hardware exception occurred at a specified location. "x" is the type of exception:</p> <p><b>x Type</b></p> <p>1 Operation</p> <p>2 Privileged operation</p> <p>3 Execute</p> <p>4 Protection</p> <p>5 Addressing</p> <p>6 Specification</p> <p>7 Data</p> <p>8 Fixed-point overflow</p> <p>9 Fixed-point divide</p> <p>A Decimal overflow</p> <p>B Decimal divide</p> <p>C Exponent overflow</p> <p>D Exponent underflow</p> <p>E Significance</p> <p>F Floating-point divide</p>	Type DEBUG to examine the PSW and registers at the time of the exception.
0D3	DMSITP	A special operation exception (program interrupt code X'13') occurred at a specified location.	Type DEBUG to examine the PSW and registers at the time of the exception.
0E0	DMSITP	A hardware exception occurred at a specified location.	<p>Type DEBUG to examine the PSW and registers at the time of the exception. Bytes 2 and 3 of the BC Mode Program Old PSW are the program interrupt code. This indicates the type of exception that occurred.</p> <p>Refer to the <i>IBM System/370 Principles of Operation</i>, GA22-7000 or the <i>IBM System/370 Vector Operations</i>, SA22-7125 for a description of the hardware exception.</p>
0F0	DMSITS	Insufficient free storage is available to allocate a save area for an SVC call.	<p>If the abend was caused by an error in the application program, correct it; if not, use the CP DEFINE command to increase the size of virtual storage and then restart CMS.</p> <p>Refer to the <i>IBM System/370 Principles of Operation</i>, GA22-7000 or the <i>IBM System/370 Vector Operations</i>, SA22-7125 for a description of the hardware exception.</p>

Figure 10 (Part 2 of 5). CMS Abend Codes

## CMS Abend Codes

Abend Code	Module Name	Cause of Abend	Action
0F1	DMSITS	An invalid halfword code is associated with SVC 203.	Enter DEBUG and type GO. Execution continues.
0F2	DMSITS	The CMS nesting level of 20 has been exceeded.	None. Abend recovery take place when the next command is entered.
0F3	DMSITS	CMS SVC (202 or 203) instruction was executed and provision was made for an error return from the routine processing the SVC.	Enter DEBUG and type GO. Control returns to the point to which a normal return would have been made.
0F4	DMSITS	The DMSKEY key stack overflowed.	Enter DEBUG and type GO. Execution continues and the DMSKEY macro is ignored.
0F5	DMSITS	The DMSKEY key stack underflowed.	Same as 0F4.
0F6	DMSITS	The DMSKEY key stack was not empty when control returned from a command or function.	Enter DEBUG and type GO. Control returns from the command or function as if the key stack had been empty.
0F7	DMSFRE	Occurs when TYPICAL = SVC (the default) is specified in the DMSFREE or DMSFRET macro.	When a system abend occurs, use DEBUG to attempt recovery.
0F8	DMSFRE	Occurs when TYPICAL = BALR is specified in the DMSFREE or DMSFRET Macro calls.	When a system abend occurs, use DEBUG to attempt recovery.
101	DMSSVN	The wait count specified in an OS WAIT macro was larger than the number of ECBs specified.	Examine the program for excessive wait count specification.
104	DMSVIB	The OS interface to VSE/VSAM is unable to continue execution of the problem program.	See the additional error message accompanying the abend message, correct the error, and reexecute the program.
155	DMSSLN	Error during LOADMOD after an OS LINK, LOAD, XCTL, or ATTACH. The compiler switch is on.	See the last LOADMOD (DMSMOD) error message for error description. In the case of an I/O error, recreate the module. If the module is missing, create it.

Figure 10 (Part 3 of 5). CMS Abend Codes

## CMS Abend Codes

Abend Code	Module Name	Cause of Abend	Action
15A	DMSSLN	Severe error during load (phase not found) after an OS LINK, LOAD, XCTL, or ATTACH. The compiler switch is on.	See last LOAD error message (DMSLIO) for the error description. In the case of an I/O error, recreate the text deck or TXTLIB. If either is missing, create it.
160	DMSXSU	Xedit has failed because; an error occurred while the editor was reading from the CMS console stack, or the editor was unable to allocate a save area.	Issue the XEDIT command again. If the problem persists, contact your system support personnel.
174	DMSVIB	The OS interface to VSE/VSAM is unable to continue execution of the problem program.	See the additional error message accompanying the abend message, correct the error, and reexecute the program.
177	DMSVIB DMSVIP	The OS interface to VSE/VSAM is unable to continue execution of the problem program.	Same as 174.
200	DMSSFF	There is an error in the overlay process.	Find out what caused the error and rerun the job.
240	DMSSVT	No work area was provided in the parameter list for an OS RDJFCB macro.	Check RDJFCB specification.
400	DMSSVT	An invalid or unsupported form of the OS XDAP macro was issued by the problem program.	Examine program for unsupported XDAP macro or for SVC 0.
500	DMSTLB	A block count error was detected when reading a SL tape. User replied 'cancel' to message 425R or the user's program contained a block count error routing that returned a code of 0 under OS simulation.	Find out what caused the block count error. Then reload CMS and rerun the job.
704	DMSSMN	An OS GETMAIN macro (SVC 4) was issued specifying the LC or LU operand. These operands are not supported by CMS.	Change the program so that it specifies allocation of only one area at a time.
705	DMSSMN	An OS FREEMAIN macro (SVC 5) was issued specifying the L operand. This operand is not supported by CMS.	Change the program so that it specifies the release of only one area at a time.

Figure 10 (Part 4 of 5). CMS Abend Codes

## CMS Abend Codes

Abend Code	Module Name	Cause of Abend	Action
804 80A	DMSSMN	An OS GETMAIN macro (804 - SVC 4, 80A - SVC10) was issued that requested either zero bytes of storage, or more storage than was available.	Check the program for a valid GETMAIN request. If more storage was requested than was available, increase the size of the virtual machine and retry. If you ran out of storage while trying to acquire a large GETMAIN area, and your virtual machine size is above the start of the CMS nucleus, you should IPL a CMS system generated at a higher virtual address than the one you are using.
905 90A	DMSSMN	An OS FREEMAIN macro (905 - SVC 5, 90A - SVC10) was issued specifying an area to be released whose address was not on a doubleword boundary.	Check the program for a valid FREEMAIN request; the address may have been incorrectly specified or modified.
A05 A0A	DMSSMN	An OS FREEMAIN macro (A05 - SVC 5, A0A - SVC 10) was issued specifying an area to be released which overlaps an existing free area.	Same as 905 and 90A.

Figure 10 (Part 5 of 5). CMS Abend Codes

## GCS Abend Codes

### Responding to Abends in GCS

If an abend occurs in a Group Control System application program:

1. The GCS supervisor will clean up the GCS system resources that the failed application was using. In addition, the application can specify exit routines to do further cleaning up and to try to resume processing.
2. If the application has no exit routines that try to restart it, the operator must manually restart it. If the GCS system itself has failed, the operator must re-IPL the system.

GCS provides several aids for diagnosing and correcting the problem that caused the abend.

For some problems, you may find that Figure 11 on page 71 will provide all the information you need. Entries in the table explain the causes of GCS abends and list steps you can take to recover and continue. The table is arranged numerically by abend code.

For more difficult problems, GCS provides trace and dump facilities, interactive dump analysis under CMS, and interactive debugging under CP. An overview of these facilities follows; for more detailed information, please see the *VM/SP Group Control System Guide*.

### Overview of Problem Determination Facilities

GCS supports both internal and external tracing for error analysis. Internally, the GCS trace table automatically records GCS supervisor activity. With the ITRACE command and GTRACE macro, you can record other activity in particular GCS virtual machines or in the GCS group as a whole. External tracing, using the CP CPTRAP and GCS ETRACE commands, records activity in a spool file. This file can then be formatted for viewing using VM/SP's TRAPRED program.

If a GCS application program fails, GCS will automatically produce a dump when:

1. The GCS supervisor terminated the program by issuing the ABEND macro.
2. The failing application program issued ABEND with the DUMP operand.
3. The exit routine specified in an ESTAE, TASKEXIT, or MACHEXIT macro requested a dump.

The dump will be sent to the designated dump receiver, if there is one, or to the reader of the virtual machine in which the application failed. You can

## GCS Abend Codes

manually request a dump of GCS storage by issuing the GDUMP command from the GCS console.

Your installation may want to set up application programs to produce dumps automatically if they abend. Dumps produced during abend processing may capture more information about an error than dumps produced with GDUMP or VMDUMP, after abend processing has been completed.

If a severe error occurs and the GCS supervisor abends, the GCS machine termination module will try to take a dump of GCS storage. If the machine termination module is unable to get the dump, you can use the CP VMDUMP command to get it. The CP command SYSTEM RESTART will also produce a dump of GCS storage.

Once storage has been dumped, you can interactively analyze the dump using the VM/SP Interactive Problem Control System (IPCS).

If you are authorized to do so, you can also use CP debugging commands such as BEGIN, DISPLAY, DUMP, PER, and STORE to trace GCS execution interactively.

## GCS Abend Codes

Abend Code	Reason Code	Module Name	Cause of Abend	User Response
001		CSISCT	An input/output error occurred during BSAM or QSAM processing.	Error message CSI306S (input errors) or CSI307S (output errors) will have preceded thisabend message. Look up the error code from the error message under message 306 or 307 in the GCS message reference. Use the error code tables for 'SER' or 'SCT' messages, and respond accordingly.
005		CSISQS, CSISBS	An error occurred during GET, PUT, READ, or WRITE macro processing. A required address was not specified or was not valid. The required address may have been the DCB address, the DCBRECAD address, the DCBEOBAD address or the area address.	Correct the invalid address
00A		CSISCT	An error occurred during CHECK, NOTE, or POINT macro processing. A required address was missing or was invalid. The required address may have been the DCB address or the DECB address.	Correct the invalid address.
010		CSISBS	An error occurred during READ macro processing because the SB option was specified. This option is not supported by GCS.	Remove the 'SB' option.

Figure 11 (Part 1 of 30). GCS Abend Codes



## GCS Abend Codes

Abend Code	Reason Code	Module Name	Cause of Abend	User Response
013		CSISOP	An error occurred during the execution of an OPEN macro instruction.	Error message CSI308E or CSI348E (OPEN errors) will have preceded this abend. Please see the 'User Response' sections for those messages and respond as indicated.
014		CSISCL	An error occurred during execution of a CLOSE macro instruction.	Error message CSI309E or CSI349E (CLOSE errors) will have preceded this abend message. Please see the 'User Response' sections for those messages and respond as indicated.
035		CSIVIP	An error was detected by VSE/VSAM for which there is no equivalent OS/VS VSAM error code.	A GCS error message will have preceded this abend message. Please see the 'User Response' section for the error message that appeared and respond as indicated.
036		CSIVIB, CSIVSI	An error was detected while trying to access the VSAM, BAM, or VTAM shared systems.	A GCS error message will have preceded this abend message. Please see the 'User Response' section for the error message that appeared and respond as indicated.
037		CSIDAS, CSIDOS, CSIVIP	A disk defined for use with a VSAM program could not be used. The disk was in the wrong format, was not accessed, or was not attached.	For modules CSIDAS and CSIVIP, a GCS error message will have preceded this abend message. Please see the 'User Response' section for the error message that appeared and respond as indicated. There is no preceding error message when this abend is issued from module CSIDOS.

Figure 11 (Part 2 of 30). GCS Abend Codes

## GCS Abend Codes

Abend Code	Reason Code	Module Name	Cause of Abend	User Response
038		CSIDOS	An I/O error occurred on a disk being used for VSAM processing.	A GCS error message will have preceded thisabend message. Please see the 'User Response' section for the error message that appeared and respond as indicated.
039		CSIVIP, CSIDAS, CSIDOS, CSILDF	An internal error occurred during VSAM processing.	A GCS error message will have preceded thisabend message. Please see the 'User Response' section for the error message that appeared and respond as indicated.
03A		CSIVIP	The number of exits defined for use with VSAM exceeded the limit of 128 exits.	A GCS error message will have preceded thisabend message. Please see the 'User Response' section for the error message that appeared and respond as indicated.
03B		CSIVIP	An invalid address was detected in a VSAM control block or VSAM parameter list. The address is not located in storage that the current program has access to.	A GCS error message will have preceded thisabend message. Please see the 'User Response' section for the error message that appeared and respond as indicated.

**Figure 11 (Part 3 of 30). GCS Abend Codes**

## GCS Abend Codes

Abend Code	Reason Code	Module Name	Cause of Abend	User Response
0Cn		CSIITP	<p>A program check has occurred. The 'n' in the Abend Code column for this entry stands for the number of the program check that has occurred. 'n' should be one of the following in your message:</p> <p><b>Code Meaning</b></p> <p><b>0</b> A program check other than 1-F has occurred.</p> <p><b>1</b> Operation</p> <p><b>2</b> Privileged operation</p> <p><b>3</b> Execute</p> <p><b>4</b> Protection</p> <p><b>5</b> Addressing</p> <p><b>6</b> Specification</p> <p><b>7</b> Data</p> <p><b>8</b> Fixed-point overflow</p> <p><b>9</b> Fixed-point division</p> <p><b>A</b> Decimal overflow</p> <p><b>B</b> Decimal divide</p> <p><b>C</b> Exponent overflow</p> <p><b>D</b> Exponent underflow</p> <p><b>E</b> Significance</p> <p><b>F</b> Floating-point divide</p>	Examine the Program Old PSW at location 40 (X'28') to find out the cause of the program check.
0F3		CSIITS	An SVC 202 or 203 routine indicated that an error occurred in processing the SVC, but no provision has been made for an error return from the routine processing the SVC.	Find out why the error occurred, or indicate that an error return is desired. To allow for an error return, provide an error address for the SVC 202, or negate the halfword code for the SVC 203 and reissue the command.

Figure 11 (Part 4 of 30). GCS Abend Codes

## GCS Abend Codes

Abend Code	Reason Code	Module Name	Cause of Abend	User Response						
0F8		CSIITS	A task has issued an SVC 202, but register 1 was pointing to non-addressable storage.	Find out why the contents of register 1 were invalid and correct the problem.						
0FA		CSIITS	GCS could not process an SVC issued by a user program that was running in problem state. The failure occurred because the DOS bit-- a flag controlled by the GCS supervisor--was on when the SVC was issued. This bit must always be off when a problem state program issues an SVC.	Find out why the DOS bit was on and correct the problem. The DOS bit may have been turned on by mistake by an authorized GCS program, or the GCS supervisor may have malfunctioned.						
101		CSIWAI	Invalid parameter list for the WAIT macro. WAIT was issued with other than 0 or 1 entered as the number of events to be completed before the waiting task can proceed.	Correct the WAIT macro parameter specifying the number of events. That parameter must be either 0 or 1.						
102		CSIWAI	A POST macro has been issued with an invalid ECB address. The user is not authorized to access the storage specified by the ECB address.	Check to see that the ECB address is correct. If you are posting an ECB that is part of an ECBLIST, check that the task that issued the WAIT is still authorized over it's storage area. The ECBLIST addresses may have been overwritten.						
106		CSILOS, CSIPMC, CSIPML	<p>The supervisor was unable to fetch the program requested in a LINK, LOAD, or XCTL macro into virtual storage. Register 15 contains a reason code:</p> <table border="0" style="margin-left: 20px;"> <tr> <td style="padding-right: 20px;"><b>Code</b></td> <td><b>Meaning</b></td> </tr> <tr> <td>0B</td> <td>I/O error while loading the module.</td> </tr> <tr> <td>0C</td> <td>Insufficient virtual storage available.</td> </tr> </table> <p>This abend can result when a user program issues a LINK, LOAD, or XCTL macro directly. But the failure may also occur when an ATTACH macro or an OSRUN or LOADCMD command is issued, since these call LINK or LOAD.</p>	<b>Code</b>	<b>Meaning</b>	0B	I/O error while loading the module.	0C	Insufficient virtual storage available.	<p>If the reason code is 0B, correct the cause of the I/O errors. If the reason code is 0C, use a larger virtual storage size, delete unneeded modules, or take other steps to make more efficient use of storage.</p>
<b>Code</b>	<b>Meaning</b>									
0B	I/O error while loading the module.									
0C	Insufficient virtual storage available.									

Figure 11 (Part 5 of 30). GCS Abend Codes

## GCS Abend Codes

Abend Code	Reason Code	Module Name	Cause of Abend	User Response
112		CSIPMB	Invalid input was passed to a BLDL macro. The problem may have been that (1) the start or end of the BLDL list referred to an address that was in a different key than that of the calling program; or (2) the number of entries was less than 1; or (3) the length of a list entry was less than 58 bytes.	Check that the parameter list is not being incorrectly modified. Make sure that the starting address, number of entries, and length-of-entry fields are correct.
12C		CSIATT	The task id that has been passed to a CHAP macro is invalid for one of the following reasons: <ul style="list-style-type: none"> <li>• The task id is associated with a system task instead of a user task. That is, the task id was 1 or 2.</li> <li>• The task id does not exist.</li> <li>• The task identified by the task id is not an immediate descendant of the task that issued the CHAP. A task must have ATTACHED a sub-task in order to issue a CHAP for the sub-task.</li> <li>• The task identified by the task id has already terminated.</li> </ul>	Correct the faulty CHAP parameter. Make sure that the task id address is a fullword with the task id in the two low-order bytes. Make sure that the task id matches the task id that was returned when the ATTACH macro was issued for this sub-task.

Figure 11 (Part 6 of 30). GCS Abend Codes

## GCS Abend Codes

Abend Code	Reason Code	Module Name	Cause of Abend	User Response
12F		CSITIM	<p>The time interval address passed to the STIMER macro is invalid for one of the following reasons:</p> <ul style="list-style-type: none"> <li>• The storage key for the time interval address differs from that of the task that issued the STIMER macro, and the address is located in fetch-protected storage.</li> <li>• The time interval passed in the DINTVL or TOD parameter was not in unpacked decimal format.</li> </ul>	Correct the time interval addresses.
130		CSIENQ	The resource to be released by a DEQ macro was not previously obtained by an ENQ from the same task, and the RET=HAVE operand was not coded in the call to DEQ.	Issue ENQ to obtain the resource before issuing DEQ, or include the RET=HAVE operand as a DEQ parameter.
138		CSIENQ	Two ENQ macros were issued in the same task for the same resource without a DEQ macro call in between. The second ENQ did not specify TEST, USE, CHNG, or HAVE in the RET operand.	Check to see if you intended to use another resource name for the second ENQ. If not, you can (1) issue a DEQ to release the resource after the first ENQ; or (2) specify TEST, USE, CHNG, or HAVE in the RET operand in the second ENQ macro.
13C		CSIABD	An invalid parameter list was specified on an ESTAE macro by a problem state program. The storage key for the parameter list differed from the storage key for the problem state program.	Check to see if the correct parameter list was passed to ESTAE.

Figure 11 (Part 7 of 30). GCS Abend Codes

## GCS Abend Codes

Abend Code	Reason Code	Module Name	Cause of Abend	User Response
13E		CSIATT	A DETACH has been issued for a sub-task that has not yet terminated. The sub-task has abnormally terminated with this code. The sub-task's ETXR (exit routine) was not executed.	Be sure that the subtask completes execution before a DETACH is issued. To synchronize the DETACH with task completion, you can use the ECB or ETXR parameter on the ATTACH macro. This ECB is posted or the ETXR exit runs when the sub-task terminates.
144		CSISER	An error occurred during execution of the SYNADAF macro. An invalid access method code was specified in the high order byte of register 15.	Make sure that the ACSMETH parameter on the SYNADAF macro is correctly coded, or that the high order byte of register 15 contains a valid access method code, before SVC 68 SYNADAF is issued.
1CB		CSIITS	An unauthorized caller issued an SVC 203. Either a system-only SVC 203 was requested, or a program running in problem state tried to issue the SVC 203. An SVC 203 can only be issued by a program running in supervisor state.	If a system-only SVC was attempted, find out what SVC should have been issued and correct the problem. Otherwise, find out if the calling program should have been running in supervisor state or should have issued another SVC.
201		CSIWAI	The user is not authorized to access the storage specified by the ECB in a WAIT macro parameter list.	Check the ECB address entered in the WAIT macro.
202		CSIWAI	The state block address in an ECB that is being POSTed does not refer to a state block in the caller's task block/state block structure. The state block address loaded into the WAIT ECB may have been altered, or the state block may have been destroyed.  The POST routine will reduce the state block's wait count--allowing the waiting program to move out of the wait state--only if the state block address that was loaded into the WAIT ECB is still valid.	Make sure that ECB contents are not being changed, and that the waiting program state block has not been destroyed.

Figure 11 (Part 8 of 30). GCS Abend Codes

## GCS Abend Codes

Abend Code	Reason Code	Module Name	Cause of Abend	User Response
206		CSIPMC, CSIPMD, CSIPML	The parameter list address or an address in the parameter list (1) was undefined; or (2) was in a different key than that of the calling program and was located in fetch-protected storage.	Make sure that no parameter list is being incorrectly modified. Ensure that all addresses are correct.
20D		CSIABD	A subtask of the current program has ended abnormally with the STEP parameter. STEP causes GCS to abnormally end all tasks and commands that are related to the ABENDED subtask.	Correct the problem in the subtask that failed.
22A		CSIATT	Invalid parameters were passed to an ATTACH macro. A share subpool value greater than 127 was specified on the SHSPV parameter, or a share subpool value greater than 127 was included in a list whose address was coded in the SHSPL parameter.	Correct the SHSPV or SHSPL parameter. Make sure that the parameter address is correct if an SHSPL parameter is used.
22C		CSIATT	The storage key for the id address passed to a CHAP macro differs from that of the task that issued the CHAP, and the address is located in fetch-protected storage.	Provide a valid task id address.
230		CSIENQ	A length of zero was specified for the name representing a resource in a call to the DEQ macro.	First, check to see if the RNAME LENGTH parameter for the DEQ macro is zero. If it is zero, then the first byte of the minor name field should contain the length of the minor name field and must not be zero. Note that no explicit length need be coded; RNAME length defaults to the assembled length of RNAME if the value is not given elsewhere.

Figure 11 (Part 9 of 30). GCS Abend Codes



## GCS Abend Codes

Abend Code	Reason Code	Module Name	Cause of Abend	User Response
233		CSIDUM	A user program has called the SDUMP macro with an invalid parameter list address.	Correct the user program to pass a valid parameter list address.
238		CSIENQ	A length of zero was specified for the RNAME in an ENQ macro parameter list.	First, check to see if the RNAME LENGTH parameter is zero. If it is zero, then the first byte of the minor name field must contain its length and must not have a value of zero. A non-zero length must be coded in one of these fields.
23E		CSIATT	<p>The address of the task id supplied to the DETACH macro is invalid for one of the following reasons:</p> <ul style="list-style-type: none"> <li>• The storage key for the task id address differs from that of the issuing task and the address is in fetch-protected storage.</li> <li>• The task id is zero.</li> <li>• The task id does not exist.</li> <li>• The sub-task identified by the task id is not a direct descendant of the task that issued the DETACH. Tasks may DETACH only tasks that they ATTACHed.</li> </ul>	Correct the parameter on the DETACH macro. Make sure that the task id address is a fullword with the task id in the two low-order bytes. Also make sure that this task id matches the task id returned when the ATTACH macro was issued for this sub-task.

Figure 11 (Part 10 of 30). GCS Abend Codes

## GCS Abend Codes

Abend Code	Reason Code	Module Name	Cause of Abend	User Response
244		CSISER	The address of the caller's savearea (in register 13) was found to be invalid during execution of the SYNADAF macro.	Make sure that register 13 points to a register savearea within user storage when SYNADAF SVC 68 is issued. If SYNADAF is issued from a SYNAD routine, make sure that register 13 has not been altered since the SYNAD routine was entered, and that register 13 contained the address of a valid register savearea when the last data management macro was issued.
2CB		CSIITS	An SVC 203 was issued, but the halfword code issued with the SVC did not match any valid SVC 203 function.	Correct the halfword code so that it specifies the desired function.
301		CSIWAI	The wait flag is already on for the ECB coded in a WAIT macro parameter list.	Check to see if two WAIT macros are unintentionally being issued for the same ECB. Zero out the ECB before it is used by a WAIT macro.
305		CSIFSV	An error occurred when (1) an SVC 5 FREEMAIN tried to release storage belonging to an unsupported subpool; or (2) an SVC 5 FREEMAIN tried to release storage belonging to a subpool requiring authorization, and the program that issued the request is not authorized; or (3) the storage being released has a subpool number different from the number of the subpool from which the storage was obtained.	Check the FREEMAIN causing the error and make sure that the subpool specified is correct.

Figure 11 (Part 11 of 30). GCS Abend Codes

## GCS Abend Codes

Abend Code	Reason Code	Module Name	Cause of Abend	User Response
30A		CSIFSV	A program has issued an SVC 10 FREEMAIN, and one of the following three errors has resulted: (1) the task has released storage belonging to an unsupported subpool; (2) the task has released storage belonging to a subpool for which authorization is required, and the program is not an authorized program; or (3) the storage being released has a subpool number different than the number of the subpool from which the storage was obtained.	Make sure that the subpool is coded correctly in the FREEMAIN.
344		CSISER	An invalid DCB address or DCB DEB (DCBDEBAD) address was encountered during execution of the SYNADAF macro.	Correct the invalid address. For QSAM, the DCB address should be passed to SYNADAF as the PARM1 operand on the SYNADAF macro instruction. (For BSAM and QSAM, the DCB address is in register 1 on entry to the user's SYNAD routine.)
378		CSIFSV	A program has issued an SVC 120 FREEMAIN and (1) has tried to release storage belonging to an unsupported subpool; (2) the task has tried to release storage belonging to a subpool for which authorization is required, and the task is not authorized; or (3) the storage being released has a subpool number that is different from the number of the subpool from which it was obtained.	Make sure that the subpool being passed to the FREEMAIN is correct.

Figure 11 (Part 12 of 30). GCS Abend Codes

## GCS Abend Codes

Abend Code	Reason Code	Module Name	Cause of Abend	User Response
406		CSIPMC	The module that was to be LINKed, XCTLed, ATTACHed or OSRUNed was marked 'Only Loadable' by the linkage editor. The failure may have occurred when the user program issued a LINK or XCTL macro directly. But the failure may also have resulted when an ATTACH macro or an OSRUN command called the LINK macro.	LOAD should be used to bring a module marked 'Only Loadable' into storage before other operations are performed. If the module is not only loadable, relink the module to remove the attribute.
42A		CSIATT	The ECB address specified in the ECB parameter for an ATTACH macro is invalid. The address is in a different storage protection key than that of the program that issued the ATTACH.	Provide a valid address for the ECB parameter.
430		CSIENQ	An invalid parameter list was coded in a call to the DEQ macro. The calling program is not authorized to access the storage area specified in the parameter list.	Check the list address and the addresses of major and minor names in the DEQ parameter list.
438		CSIENQ	An invalid parameter list was entered in a call to the ENQ macro. The calling task is not authorized to access the storage area specified in the parameter list.	Check the list address input parameter and the addresses of major and minor names in the ENQ parameter list.

Figure 11 (Part 13 of 30). GCS Abend Codes

## GCS Abend Codes

Abend Code	Reason Code	Module Name	Cause of Abend	User Response
43E		CSIATT	An invalid address was passed to a DETACH macro. The ECB address was valid, but now is not in the same storage key as the task that issued the ATTACH.	GCS system storage has been modified since your sub-task was attached. Contact your system programmer.
444		CSISER	An invalid DECB address was encountered during execution of the SYNADAF macro.	For BSAM, the DECB address should be passed to SYNADAF as the PARM2 operand on the macro instruction. (The DECB address is in register 0 on entry to the user's SYNAD routine.)
530		CSIENQ	A DEQ has been issued before an ENQ for the same resource could be filled. The same task issued both the ENQ and the DEQ, and RET=HAVE was not coded in the DEQ call.	Try coding RET=HAVE as a DEQ parameter. The DEQ request will not be honored and a return code will be produced if the ENQ has not been completed before the DEQ is issued. But with RET=HAVE, the task will not abend.
604		CSIGSV	The GETMAIN macro just issued had (1) an invalid address in the A or LA operand; or (2) an invalid parameter list address. The address in the A or LA operand was invalid because it specified a location outside the the virtual storage assigned to the task.	Check the coding of the GETMAIN macro instruction, and re-execute the program after correcting the instruction.

Figure 11 (Part 14 of 30). GCS Abend Codes

## GCS Abend Codes

Abend Code	Reason Code	Module Name	Cause of Abend	User Response
605		CSIFSV	A program has issued an SVC 5 FREEMAIN (E-type or V-type FREEMAIN), but the FREEMAIN parameter lists were protected by a storage key that the issuing program could not read from.	Check to see that the storage protection key for the FREEMAIN parameter lists is correct.
638		CSIENQ	The storage requested by the ENQ macro was not available. GETMAIN could not get the storage necessary for control blocks.	Re-execute the program.
704		CSIGSV, CSIATT	An uncorrectable machine, system or indeterminate error occurred while processing a GETMAIN macro call. An improper mode byte may have been sent to the GETMAIN entry module, or there may not be sufficient system storage to process the GETMAIN.	Check to see if the mode byte is correct if the user is coding his own mode byte. Otherwise, increase the size of the virtual machine and re-IPL it.
705		CSIFSV, CSIATT	There was not enough storage available to meet the internal processing needs of an SVC 5 FREEMAIN.	Increase the size of the virtual machine and re-IPL it.
706		CSILOS	<p>The module requested in a LINK, LOAD, XCTL, or ATTACH macro, or OSRUN or LOADCMD command could not be used. Either the module was marked as not executable by the linkage editor, or the module is an overlay module, which is not allowed in GCS.</p> <p>This abend can result when a user program issues a LINK, LOAD, or XCTL macro directly. But the failure may also occur when an ATTACH macro or an OSRUN or LOADCMD command is issued, since these call LINK or LOAD.</p>	Correct the problem in the requested load module and relinkedit it into a LOADLIB.

Figure 11 (Part 15 of 30). GCS Abend Codes

## GCS Abend Codes

Abend Code	Reason Code	Module Name	Cause of Abend	User Response
70A		CSIFSV, CSIGSV	An uncorrectable machine, system or indeterminate error occurred while processing an R-type GETMAIN or FREEMAIN (an SVC 10 GETMAIN or FREEMAIN). The abnormal end may have occurred because an improper mode byte was sent to the GETMAIN entry module, or because there was not enough storage to process the GETMAIN.	Check to see that the mode byte is correct if the user is coding his own mode byte. Otherwise, increase the amount of storage and re-IPL the virtual machine.
72A		CSIATT	An address passed to the ATTACH macro is invalid because the storage key for the address differs from that of the calling program, and because the address is in fetch-protected storage. The address is one of the following: <ul style="list-style-type: none"> <li>• the address of the ATTACH parameter list</li> <li>• the EPLOC or DE address</li> <li>• the SHSPL address (the address is invalid or the first byte in the list has a value of zero).</li> </ul>	Provide a valid address for the incorrect parameter.
778		CSIFSV, CSIGSV, CSIATT, CSITIM	(1) An uncorrectable machine, system, or indeterminate error occurred while processing an RU-type GETMAIN or FREEMAIN macro. The problem may have occurred because an improper mode byte was sent to the GETMAIN entry module, or because not enough storage was available to complete the GETMAIN or FREEMAIN; or (2) A GETMAIN or FREEMAIN issued by STIMER or ATTACH has failed because not enough storage was available to complete the GETMAIN or FREEMAIN.	To correct the first problem, make sure that the mode byte is correct if the user coded it himself. If the mode byte is not in error, increase the amount of storage and re-IPL the virtual machine. To correct the second problem, increase the amount of storage and re-IPL the virtual machine.

Figure 11 (Part 16 of 30). GCS Abend Codes

## GCS Abend Codes

Abend Code	Reason Code	Module Name	Cause of Abend	User Response
804		CSIGSV	The length field passed to a GETMAIN macro contained either a negative or zero length, or specified a length that exceeded the available virtual storage.	Choose the appropriate action from among the following: <ol style="list-style-type: none"> <li>1. Check the coding of the LV operand. Re-execute the program after making corrections.</li> <li>2. Change the problem program so that it requests a smaller amount of storage.</li> <li>3. Increase the amount of storage in the virtual machine and re-IPL it.</li> </ol>
806		CSILOS	<p>A LINK, LOAD, XCTL, or ATTACH macro requested a program that could not be found, or an I/O error occurred while processing the request. Register 15 contains a hexadecimal reason code:</p> <p><b>Code Meaning</b></p> <p><b>04</b> The program could not be found or no LOADLIBs were defined by the GLOBAL command.</p> <p><b>08</b> An uncorrectable I/O error occurred when the BLDL control program routine attempted to search the directory.</p> <p><b>10</b> CLOSE gave a non-zero return code after the module was loaded.</p>	<p>If the reason code is 04, be sure that you issued the GLOBAL command with the LOADLIB parameter and the names of the LOADLIBs which may contain the requested module. If the reason code is 08, correct the cause of the I/O error. Note that this is probably not a user program error. If the code is 10, rerun the job. Note that this is probably not a user program error.</p>

Figure 11 (Part 17 of 30). GCS Abend Codes



# GCS Abend Codes

Abend Code	Reason Code	Module Name	Cause of Abend	User Response
80A		CSIGSV	The length field passed to an R-type GETMAIN macro contained either a zero length or a value too large for available storage.	Choose the appropriate action from among the following: <ol style="list-style-type: none"> <li>1. Check the coding of the LV operand and re-execute the program.</li> <li>2. Change the problem program so that it requests less storage.</li> <li>3. Increase the amount of storage and re-IPL the virtual machine.</li> </ol>
878		CSIGSV	The length field passed to an RU-type GETMAIN macro contained either a negative or zero value, or specified a length too large for available storage.	Choose the appropriate action from among the following: <ol style="list-style-type: none"> <li>1. Check the coding of the LV operand and re-execute the program.</li> <li>2. Change the problem program so that it requests less storage.</li> <li>3. Increase the amount of storage and re-IPL the virtual machine.</li> </ol>
905		CSIFSV	A task issued an SVC 5 FREEMAIN, but the address of the storage being released is not on a doubleword boundary.	Correct the address parameter for the FREEMAIN.
906		CSILOS	The Load and/or Use count for the module requested by a LINK, LOAD, XCTL, or ATTACH macro is already the maximum of 32767.	Check for loops which cause the same macro instruction to be issued too often.

Figure 11 (Part 18 of 30). GCS Abend Codes

## GCS Abend Codes

Abend Code	Reason Code	Module Name	Cause of Abend	User Response
90A		CSIFSV	A task has issued an SVC 10 FREEMAIN, but the address of the storage that is being released is not on a doubleword boundary.	Correct the address parameters for the FREEMAIN.
944		CSISER	An invalid savearea address was encountered during execution of SYNADRLS. The invalid address was either the SYNADAF savearea address in register 13, or the pointer to the caller's savearea.	Make sure that register 13 points to the savearea address that was provided by SYNADAF. Also, make sure that the user's savearea address, (located 4 bytes into the savearea pointed to by the address in register 13), has not been altered.
978		CSIFSV	A task has issued an SVC 120 FREEMAIN, but the address of the storage being released is not on a doubleword boundary.	Correct the address parameter being passed to FREEMAIN.
A03		CSIATT	This abnormal end occurred during normal task termination. The task that was terminating had a sub-task that had not been DETACHED.	Make sure that all sub-tasks are DETACHED before a task terminates.
A05		CSIFSV	A task issued an SVC 5 FREEMAIN and (1) the storage being released overlaps storage that is already free; or (2) the storage being released is on a page that has been locked by PGLOCK.	Check the parameters for the FREEMAIN to make sure that all addresses and lengths have been coded correctly. Also check to see that any locked storage has been unlocked before it is released.

Figure 11 (Part 19 of 30). GCS Abend Codes

# GCS Abend Codes

Abend Code	Reason Code	Module Name	Cause of Abend	User Response
A06		CSIPMC	The current task is already waiting for the serially reusable module that has been requested by LINK, XCTL, or ATTACH.	Do not allow an asynchronous exit to reference the same serially reusable module as the task it is running for, at the same time as the task it is running for. Also, do not allow simultaneous reference to the same serially reusable module by two asynchronous exits running for the same task. Finally, do not allow a serially reusable module to try to re-enter itself.
A0A		CSIFSV	A task has issued an SVC 10 FREEMAIN, and (1) the storage being released overlaps storage that is already free; or (2) the storage being released is on a page that has been locked by PGLOCK.	Make sure that the address and length parameters passed to FREEMAIN are correct. Also check to see that any storage that has been locked is unlocked before it is released.
A78		CSIFSV	A task has issued an SVC 120 FREEMAIN, and (1) the task-related storage that is being released overlaps storage that is already free; or (2) the storage that is being released is on a page that has been locked by PGLOCK.	Check to make sure that address and length parameters passed to FREEMAIN are correct. Also check to see that any storage that has been locked is unlocked before it is released.

Figure 11 (Part 20 of 30). GCS Abend Codes

## GCS Abend Codes

Abend Code	Reason Code	Module Name	Cause of Abend	User Response
B03		CSIATT	Normal termination of a task has been interrupted because the task that was terminating still holds a common lock.	Make sure that all locks are released before a task terminates.
B04		CSIGSV	<p>An invalid subpool number was specified on an E- or V-type GETMAIN macro. The number may have been invalid because:</p> <ol style="list-style-type: none"> <li>1. A program running in problem state tried to access a subpool with a number outside the 0-127 range; or</li> <li>2. A program running in supervisor state tried to access an unsupported subpool. (Supervisor state programs can access subpools with numbers in the 0-127 range, PLUS subpools 229, 230, 231, 241, 243, and 244.)</li> </ol>	Check the coding of the SP operand of the GETMAIN macro.
B0A		CSIGSV	<p>A subpool number greater than 127 was passed to a R-type GETMAIN macro. An invalid subpool number was specified on an E- or V-type GETMAIN macro. The number may have been invalid because:</p> <ol style="list-style-type: none"> <li>1. A program running in problem state tried to access a subpool with a number outside the 0-127 range; or</li> <li>2. A program running in supervisor state tried to access an unsupported subpool. (Supervisor state programs can access subpools with numbers in the 0-127 range, PLUS subpools 229, 230, 231, 241, 243, and 244.)</li> </ol>	Check the coding of the SP operand of the GETMAIN instruction.

Figure 11 (Part 21 of 30). GCS Abend Codes

# GCS Abend Codes

Abend Code	Reason Code	Module Name	Cause of Abend	User Response
B78		CSIGSV	<p>A subpool number greater than 127 was passed to a RU-type GETMAIN macro. An invalid subpool number was specified on an E- or V-type GETMAIN macro. The number may have been invalid because:</p> <ol style="list-style-type: none"> <li>1. A program running in problem state tried to access a subpool with a number outside the 0-127 range; or</li> <li>2. A program running in supervisor state tried to access an unsupported subpool. (Supervisor state programs can access subpools with numbers in the 0-127 range, PLUS subpools 229, 230, 231, 241, 243, and 244.)</li> </ol>	Check the coding of the SP operand of the GETMAIN instruction.
C03		CSIATT	Normal termination of the current task has been interrupted because the task still holds resources through ENQs.	Make sure that all resources have been released by DEQ before a task terminates.
D03		CSIFSV	A program tried to terminate with resources still held by ENQ.	Make sure that all resources are released by DEQ before exiting the program.
D05		CSIFSV	A program has issued an SVC 5 FREEMAIN, and (1) the task-related storage that is being released is not owned by the active task or by a task that is sharing storage with the active task; or (2) the storage has had its storage key changed since it was obtained.	Check to see that the address and length parameters of the FREEMAIN are correct. Also check to see that storage keys that were changed have been reset to what they were when the storage was obtained. Lastly, make sure that the task releasing the storage owns the subpool specified in the FREEMAIN macro, or shares the subpool with an ancestor.

Figure 11 (Part 22 of 30). GCS Abend Codes

## GCS Abend Codes

Abend Code	Reason Code	Module Name	Cause of Abend	User Response
D0A		CSIFSV	A program has issued an SVC 10 FREEMAIN, and (1) the task-related storage that is being released is not owned by the current task or by a task sharing storage with the current task; or (2) the storage that is being released has had its storage protection key changed since the storage was obtained.	Check that the address and length parameters passed to the FREEMAIN are correct. Make sure that a storage key that has been changed has been reset to its original setting. Also make sure that the task which is releasing the storage owns the subpool specified in the FREEMAIN macro, or shares the subpool with an ancestor.
D23		CSIRPY	A validate was issued for the reply buffer address specified in the ORE (Operator Reply Element) Data Area. The return code from validate indicates the address is inaccessible to the user. The task that issued the WTOR will be abnormally terminated.	Specify a reply buffer address within the range of your virtual storage.
D23		CSIWTR	One of two errors has occurred: (1) An invalid address was passed to a WTO or WTOR macro. The address or addresses passed in the parameter list are located in storage that the user cannot access. (2) A GETMAIN macro was unable to get a WQE or ORE buffer because not enough storage was available.	To correct the first problem, make sure all parameter list addresses are within your range of storage. To correct the second problem, either increase the amount of virtual storage available to the program or reduce the program's storage needs.

Figure 11 (Part 23 of 30). GCS Abend Codes

# GCS Abend Codes

Abend Code	Reason Code	Module Name	Cause of Abend	User Response
D78		CSIFSV	A task has issued an SVC 120 FREEMAIN, and (1) the task-related storage that is being released is not owned by the active task or by a task that shares storage with the active task; or (2) the storage key for the storage that is being released has been changed since the storage was obtained.	Make sure that the address and length parameters being passed to FREEMAIN are correct. Check to see that a storage key that has been changed is reset to its original setting before the storage is released. Also make sure that the task that is releasing the storage owns the subpool specified in the FREEMAIN macro, or shares the subpool with an ancestor.
E04		CSIGSV	A GETMAIN macro has been called with an MVS parameter that is not supported in the GCS environment. The unsupported parameter is either LC or LU mode.	Rewrite the problem program so that it requests allocation of only one storage area at a time.
E05		CSIFSV	A task has issued an SVC 5 FREEMAIN using an unsupported MVS parameter. The parameter is one of the following: <ul style="list-style-type: none"> <li>• EC</li> <li>• VC</li> <li>• LC</li> <li>• L</li> </ul>	Change the macro call so that it uses only supported parameters.
E0A		CSIFSV	A task has issued an SVC 10 FREEMAIN, but (1) the SVC 10 was called without an LV parameter; or (2) a zero length was specified as the LV parameter for the FREEMAIN.	Change the macro call to use an LV parameter with a non-zero length.

Figure 11 (Part 24 of 30). GCS Abend Codes

## GCS Abend Codes

Abend Code	Reason Code	Module Name	Cause of Abend	User Response
E0B		CSITIM	A parameter that is not supported by GCS was used in a call to the TIME macro. Unsupported parameters include TU, MIC, STCK, and ZONE = GMT.	Change the macro call so that it uses only supported parameters.
E23		CSIRPY	A validate was issued for the ECB address specified in the ORE (Operator Reply Element) Data Area. The return code from validate indicates the address is inaccessible to the user. The task that issued the WTOR will be abnormally terminated.	Specify a reply buffer address within the range of your virtual storage.
E23		CSIWTR	An invalid ECB or reply area address has been passed to the WTOR macro. The error or reply area address is located in storage that the user program cannot access.	Make sure that the ECB or replyarea address passed to WTOR is within your storage range.
E2E		CSITIM	The CANCEL parameter for the TTIMER macro was not specified, or a parameter that is not supported by GCS was passed to TTIMER. Unsupported parameters include TU and MIC.	Change the macro call so that it uses only supported parameters.
E2F		CSITIM	A parameter that is not supported by GCS was passed to the STIMER macro. Unsupported parameters include TASK, GMT, TUINTVL, and MICVL.	Change the macro call so that it uses only supported parameters.

Figure 11 (Part 25 of 30). GCS Abend Codes



## GCS Abend Codes

Abend Code	Reason Code	Module Name	Cause of Abend	User Response
E30		CSIENQ	<p>A parameter that is not supported in the GCS environment was coded in a call to the DEQ macro. The parameter is one of the following:</p> <ul style="list-style-type: none"> <li>• GENERIC = YES</li> <li>• RMC = STEP</li> <li>• SYSTEM</li> <li>• SYSTEMS</li> <li>• TCB</li> <li>• UCB</li> <li>• Multiple requests in one macro call.</li> </ul>	Change the macro call so that it uses only supported parameters.
E38		CSIENQ	<p>A parameter that is not supported in the GCS environment was coded in a call to the ENQ macro. The parameter is one of the following:</p> <ul style="list-style-type: none"> <li>• SMC = STEP</li> <li>• SYSTEM, SYSTEMS</li> <li>• TCB</li> <li>• Multiple requests with one macro call.</li> </ul>	Change the macro call so that it uses only supported parameters.
E78		CSIFSV	<p>A task has issued an SVC 120 FREEMAIN and (1) the SVC 120 was called without an LV parameter; or (2) A zero length was specified in the LV parameter and a zero address was specified in the A parameter.</p>	Change the FREEMAIN call so that it uses an LV parameter with a non-zero length, and/or change the A parameter to specify a non-zero address.

Figure 11 (Part 26 of 30). GCS Abend Codes

## GCS Abend Codes

Abend Code	Reason Code	Module Name	Cause of Abend	User Response
FCA	0300	CSICMD	The GCS CMDSI service has been called with an invalid parameter list. The return code from a VALIDATE issued on addresses in the list indicates that (1) the parameter list address or addresses within the parameter list are not accessible to the user; or (2) the command length was invalid.	Make sure that parameter list addresses are within the range of your storage, and that a valid command length is specified.
FCA	0400	CSIDUM	A user program has invoked the GDUMP command with an invalid parameter list address.	Correct the user program to pass a valid parameter list address.
FCA	0500	CSIGIM	The GENIO macro has been issued with an invalid parameter list. Either the parameter list address itself is invalid, or an address within the parameter list is invalid.	Ensure that the parameter list and any addresses contained in the parameter list reside in storage accessible to the issuing program.
FCA	0501	CSIGIM	GENIO STARTR is an authorized function, and the calling program was not in supervisor state.	Make sure that the calling program is in supervisor state before GENIO STARTR is issued.
FCA	0C00	CSIACC CSIARE CSIGLB CSIOSR	User is not authorized to access the storage specified in the plist.	Check the address in the plist to make sure that fetch access is possible.
FCA	0E01	CSIREX	An invalid parameter list has been passed to the REXX processor. Either the parameter list address itself is invalid, or an address within the parameter list is invalid.	Ensure that the parameter list and any addresses contained in the parameter list reside in storage accessible to the issuing program.

Figure 11 (Part 27 of 30). GCS Abend Codes

## GCS Abend Codes

Abend Code	Reason Code	Module Name	Cause of Abend	User Response
FCA	0F00	CSIFLD	A user program issued a FILEDEF command with an invalid parameter list address.	Correct the program so that it passes a valid parameter list address.
FCA	1001	CSINXT	A FREEMAIN macro has returned a non-zero return code, indicating a failure to release storage.	Re-IPL the system. If the problem persists, contact your IBM support personnel.
FCA	1101	CSIHUE, CSIHUX	A GETMAIN issued by the current task has failed.	First, try re-executing the program in which the failure occurred. If the problem persists, increase the size of the virtual machine and re-IPL it.
FCA	1200	CSIQRY	The GCS QUERY command has been called with an invalid parameter list. The return code from a VALIDATE issued on addresses in the list indicates that the parameter list address or addresses within the parameter list are not accessible to the user.	Make sure that parameter list addresses are within the range of your storage.
FCA	1300	CSIRPY	The GCS REPLY command has been called with an invalid parameter list. The return code from a VALIDATE issued on addresses in the list indicates that the parameter list address or addresses within the parameter list are not accessible to the user.	Make sure that parameter list addresses are within the range of your storage.

Figure 11 (Part 28 of 30). GCS Abend Codes

## GCS Abend Codes

Abend Code	Reason Code	Module Name	Cause of Abend	User Response
FCA	1400	CSILDC	The GCS LOADCMD command has been called with an invalid parameter list. The return code from a VALIDATE issued on addresses in the list indicates that the parameter list address or addresses within the parameter list are not accessible to the user.	Make sure that parameter list addresses are within the range of your storage.
FCA	1500	CSIYTE	A user program has invoked the ETRACE command with an invalid parameter list address.	Correct the user program so that it passes a valid parameter list address.
FCA	1600	CSIYTG	A user program has invoked the ITRACE command with an invalid parameter list address.	Correct the user program so that it passes a valid parameter list address.
FCA	1700	CSIDLB	An invalid address was detected during SET command processing.	A GCS error message will usually have preceded thisabend message. Please see the 'User Response' section for the error message that appeared and respond as indicated.
FCA	1800	CSIDLB	An invalid address was detected during DLBL command processing.	A GCS error message will usually have preceded thisabend message. Please see the 'User Response' section for the error message that appeared and respond as indicated.

Figure 11 (Part 29 of 30). GCS Abend Codes

## GCS Abend Codes

Abend Code	Reason Code	Module Name	Cause of Abend	User Response
FCB	0100	CSILAC	An AUTHCALL macro was issued, but the issuing program did not have access to the address of the name of the authorized program.	Correct the problem in the application program.
FCB	0601	CSILLK	A program tried to acquire the common lock on GCS common storage without first getting the local lock on resources in the program's own virtual machine.	Make sure the program acquires the local lock before requesting the GCS common lock.
FCB	0A01	CSISDX	Not enough free storage was available for GETMAIN to secure an AEB for the SCHEDEX macro.	Check to make sure the abend is not being caused by an error in the application program. Correct the application program if it is at fault. Otherwise, increase the size of storage.
FCB	0D01	CSIREX	Invalid shared variable request block addresses were passed to the EXECCOMM routine.	Make sure that the addresses have been coded correctly.
Fxx		CSIITS	The SVC number that was issued is not supported. The numbers replacing the 'xx' in the abend code represent the unsupported SVC number.	Correct the SVC number and reissue the command.

Figure 11 (Part 30 of 30). GCS Abend Codes

## TSAF Abend Codes

When a Transparent Services Access Facility (TSAF) abend occurs, the TSAF operator must follow several steps:

1. Collect information about the error.

Save the console sheet or spooled console output of the TSAF virtual machine. Save and process, via the IPCS MAP command and the IPCSDUMP command, any dumps produced by TSAF. Save any CPTRAP file that contains TSAF data.

2. Collect information about the system status.

The following information can be useful and even necessary in problem determination:

- the status of real and virtual devices in use by TSAF
- the level of system load at the time of failure on any of the systems using TSAF and the status of each system (e.g. did one abend?)
- the types of applications that are using TSAF at the time and any information about them that can be freely provided
- the physical connection configuration of the systems in use.

3. Recover from the abend so processing can continue.

When an abend occurs in TSAF, either because TSAF issued an ABEND or because a TSAF or CMS operation caused a program exception, TSAF produces a dump via the CP VMDUMP command. The dump is placed in TSAF's virtual reader. TSAF then issues a CP SYSTEM RESET command. If the CONCEAL option is on, as recommended, CP automatically IPLs CMS. Otherwise, operator intervention is required to re-IPL CMS. Similarly, if TSAF is not invoked from the PROFILE EXEC, the operator must restart it manually.

Figure 12 on page 102 lists the TSAF abend codes and the modules that issue them, the cause of the abnormal termination, and the action the user should take to recover and continue.

## TSAF Abend Codes

Abend Code	Module Name	Cause of Abend	Action
ATS010	ATSC TL	<p>Error return from ABNEXIT.</p> <p>This is a system error. The TSAF abend exit was not established, so no dump was taken, nor will the normal problem determination information be displayed on the console.</p>	<p>Save any problem information that CMS or TSAF presents. Issue a VMDUMP command to dump the contents of the virtual machine. Contact your service representative.</p>
ATS300	ATSIIN	<p>Error on the HNDIUCV SET CMS function.</p> <p>This is a system error. TSAF was unable to successfully issue an HNDIUCV SET CMS function during initialization.</p>	<p>Save any problem information that CMS or TSAF presents. Contact your service representative.</p>
ATS302	ATSIH1	<p>*CRM is already in use by another virtual machine.</p> <p>There is already another virtual machine that has a connection to the *CRM system service. CP allows only one virtual machine at a time to be connected to this system service.</p>	<p>Determine what other virtual machine(s) are authorized to connect to this system service. Make the necessary corrections to the system directory and perform the local procedures for starting these virtual machines. Then restart TSAF on the appropriate virtual machine. If this does not correct the problem, save any problem information that CMS or TSAF presents, and contact your service representative.</p>
ATS303	ATSIIN	<p>Not authorized to connect to *CRM.</p> <p>This virtual machine is not authorized in the system directory to connect to the *CRM system service. TSAF does not take a dump on this abend.</p>	<p>Make any needed corrections to the system directory, and restart TSAF on the appropriate virtual machine. If this does not correct the problem, save any problem information that CMS or TSAF presents, and contact your service representative.</p>
ATS304	ATSIIN	<p>Error on the CMSIUCV CONNECT to *CRM.</p> <p>This is a system error. TSAF was unable to successfully issue the CMSIUCV SET necessary to establish an IUCV path to the *CRM system service.</p>	<p>Save any problem information that CMS or TSAF presents. Contact your service representative.</p>

Figure 12 (Part 1 of 2). TSAF Abend Codes

## TSAF Abend Codes

Abend Code	Module Name	Cause of Abend	Action
ATS888	ATSxxx	<p>Unable to obtain required storage.</p> <p>A specific TSAF module requested free storage from CMS. CMS diagnosed an error on that request. The problem may have occurred because the TSAF virtual machine was given insufficient virtual storage.</p>	<p>Provide more storage for the TSAF virtual machine, and restart TSAF. If it fails again, contact your system programmer.</p>
ATS890	ATSxxx	<p>Unable to release storage.</p> <p>A specific TSAF module tried to return storage to CMS. CMS diagnosed an error on that request. TSAF will have taken a dump and reset the virtual machine in order to cause a re-IPL of CMS.</p>	<p>Save the problem information and contact your system programmer or service representative.</p>
ATS999	ATSxxx	<p>TSAF system error.</p> <p>A TSAF module encountered a condition that should not have occurred. TSAF will have taken a dump and reset the virtual machine to cause a re-IPL of CMS.</p>	<p>Save the problem information and contact your system programmer or service representative.</p>

**Figure 12 (Part 2 of 2). TSAF Abend Codes**

**Note:** xxx represents any TSAF module that issues this message.



## TSAF Abend Codes

## Control Program (CP) Messages

### 001E Unknown CP command: *command*

**Explanation:** User has issued an invalid CP command after logging on to VM/SP.

**User Response:** Reissue the command in full, or in the proper abbreviated form.

**User Response:** Reissue the command with a valid option.

### 002E Invalid operand - {*operand*|*message*}

**Explanation:** One of the operands was incorrectly specified, missing, or found in the wrong place on the command line. This message is also displayed if a MONITOR STOP command is issued while data collection is inactive, or if a MONITOR START command is issued and data collection is already in progress.

**System Action:** The entire command line is ignored.

**User Response:** Reissue the command with a valid operand.

### 004E Invalid hexloc - *operand*

**Explanation:** The hexadecimal location is incorrect because of nonhexadecimal data in the operand or the operand is longer than six characters. If the operand was not a hexadecimal location, it was misspelled.

**User Response:** Reissue the command; specify the operand correctly.

### 003E Invalid option - *option*

**Explanation:** One of the options was incorrectly specified or is invalid with the particular variation of the command. The option may be shorter than the minimum abbreviation required.

If your system has RACF installed, you may not be authorized to send data to the nodename on the TAG command.

### 005E Invalid hexdata - *data*

**Explanation:** The data supplied either contains nonhexadecimal characters or is longer than eight characters.

**User Response:** Reissue the command; specify the hexadecimal data.

### 006E Invalid device type - *devtype*

**Explanation:** The device type specified is not recognized as a valid CP device, or it is incorrect for the function requested. Examples of conditions that cause this message to be displayed are:

- If a teletypewriter terminal user issues a TERMINAL APL ON command.
- If the NOTREADY command is issued for a device other than a spooled unit record or console device.

## DMK

- If the device specified with a **READY** command is a virtual channel-to-channel adapter that has not yet been attached via the **COUPLE** command to another device. The virtual CTCA can be made ready only by issuing the **COUPLE** command.
- The user has issued a **SET VMSAVE** command for a DASD type with the volid specified in the **NAMESYS** macro. Module **DMKSNT** is not supported for this function.
- The operator attempted to set **TERMINAL CONMODE 3270**, **BREAKIN**, **SCRNSAVE**, or **BRKKEY** on a console that is not a local non-SNA display unit with a 3270 compatible command set.
- The operator attempted to set **TERMINAL CONMODE**, **BREAKIN**, **SCRNSAVE**, or **BRKKEY** without a virtual console defined.

**User Response:** Reissue the command with a valid device type. For some of the requests, there can be no user action because a real device does not allow the option specified.

### 007E Invalid userid - *userid*

**Explanation:** The userid contains more than eight characters.

If your system has RACF installed, you may have tried to **SPOOL** or **TRANSFER** data to a user you are not authorized to send data to.

**User Response:** Reissue the command with a valid userid.

If you are trying to use the **SPOOL** or **TRANSFER** command, contact your system administrator and request authorization to send data to the userid.

### 008E Invalid spoolid - *spoolid*

**Explanation:** The spoolid specified was not a valid decimal number, or it was larger than four digits.

**User Response:** Reissue the command with a valid spoolid number.

### 009E Invalid range - *range*

**Explanation:** The range of addresses or registers specified is incorrect. For instance, the end address may be smaller than the starting address, too many ranges were specified, or the number of pages to be locked may be equal to or greater than the number of pages available in the dynamic paging portion of real storage.

**User Response:** Reissue the command; specify the range.

### 010E Invalid register - *register*

**Explanation:** The register specified is not in the range 0 through 15 or hexadecimal 0 through F, or the register specified is not 0, 2, 4, or 6 for a floating-point register.

**User Response:** Reissue the command; specify a valid register.

### 011E Invalid device type - *userid vdev*

**Explanation:** The device type is invalid. If this is a **DIAL** command, the device specified is not a virtual low speed line. If this is a **COUPLE** command:

- The device specified is not a virtual channel-to-channel adapter, or,
- You tried to couple a 3088 channel-to-channel device to a channel-to-channel adapter.

**User Response:** Ensure that the device is the correct type for the function, and reissue the command.

**012E Invalid PSW - *psw***

**Explanation:** The PSW (program status word) specified by the STORE command is invalid. An invalid PSW is one where:

- The virtual machine is operating in extended control mode and some of the bits that are defined by the architecture to be zero have been turned on, or
- The virtual machine is operating in basic control mode, and the extended control mode bit has been specified.

**User Response:** Change the PSW to a valid format for the mode of the virtual machine. If this is not done, attempting to run the virtual machine with an invalid PSW causes an invalid PSW message to be issued from the CP dispatcher.

**013E Conflicting option - {*option|option1* and *option2*}**

**Explanation:** This message occurs when:

- The same option is specified twice in the same command, or
- The function required by the given option is incompatible with a previously specified operand.
- Only DSS is specified in a VMDUMP command line or the DIAGNOSE code X'94' parameter list but no discontinuous saved segments exist.
- The function requested is incompatible with the system.

- Conflicting options (option1 and option2) are specified on the same PER command line.
- The DEST option was specified more often than allowed by the command.

**System Action:** If the DEST option was specified more often than allowed by the command, then the command is not processed.

**User Response:** Consult the *VM/SP CP Command Reference* for the correct specification of the command and the allowed options, and reissue the command.

**013W Conflicting option - {NORUN conflicts with PRINTER|PRINTER conflicts with NORUN|STEP conflicts with PRINTER|PRINTER conflicts with STEP}; {BOTH|RUN} option forced**

**Explanation:** An overriding option conflicts with an existing option in the PER traceset.

**System Action:** The overriding option is applied to the trace element. The conflicting option in the trace element is reset so that a conflict does not exist.

**User Response:** Issue QUERY PER ALL to see how the tracesets have been changed.

**014E Tape *rdev* dump tape capacity exceeded**

**Explanation:** On the SPTAPE command with the DUMP option, the tape defined by *rdev* has reached end-of-reel before all spool files were dumped.

**System Action:** The tape is file marked at the last complete spool file, the tape is unloaded, and the command is terminated.

**User Response:** Use a larger tape reel or dump by spool class or type.

**015E Command not valid before LOGON:** *command*

**Explanation:** User has issued an invalid CP command before logging on to VM/SP.

**System Action:** Displays a menu of related CP commands to assist the user.

**User Response:** Enter one of the commands from the displayed menu.

**016E TAG invalid for specified file type**

**Explanation:** The spool file cannot be tagged. The splink (the data buffer) does not leave space for tag information (accounting, dump, and monitor files).

**User Response:** This is an invalid command. No action possible.

**017E Insufficient screen space - clear screen and re-dial**

**Explanation:** A DIAL command was issued from a local 3270 terminal with an insufficient number of lines left on the screen to display the command and resulting message. If allowed to proceed, the terminal would go into a holding state. This would tie up the terminal, because the processing of DIAL disables the terminal from unsolicited interrupts, thereby preventing the release of the holding state.

**User Response:** Clear the screen and then reissue the command.

**020E Userid missing or invalid**

**Explanation:** The userid is either missing or invalid. It may be longer than eight characters. This message is issued if an attempt is made to attach a logical device to the system. This message is also issued if a user who does not have privilege class D issues the command QUERY FILES CLASS x userid, because the userid operand is valid only for class D users.

**User Response:** Reissue the command with a valid userid.

**021E Real device address missing or invalid [rdev]**

**Explanation:** The real device address is either missing or invalid. Valid device addresses:

- Are no more than three hexadecimal characters long, or
- Begin with the character L followed by three hexadecimal characters.

**User Response:** Reissue the command with a valid real or logical device address.

**022E Virtual device address missing or invalid**

**Explanation:** The virtual device address is either missing or invalid. An invalid virtual device address either:

- Is longer than three characters, or
- Contains nonhexadecimal data, or
- Is greater than X'5FF' for a virtual machine running in basic control mode, or
- Is associated with an unsupported device type (specified in the command IPL vdev), or

- Is associated with a virtual machine that is in the process of logging off (specified in the command 'LOCATE userid vaddr'), or
- Was previously used to define a device for your virtual machine.

**User Response:** Reissue the command with a valid virtual device address.

*Note:* If this message is issued in response to the 'LOCATE userid vaddr' command, it means that the virtual machine designated as 'userid' is in the process of logging off and that the system can't determine if a virtual device at 'vaddr' even exists.

#### 023E      **Valid missing or invalid**

**Explanation:** The volume identification is either missing or invalid. A valid longer than six characters is considered invalid.

**User Response:** Reissue the command with a valid volume identification.

#### 024E      **{CYLS|BLKS|FORM NUMBER|DEST} missing or invalid**

**Explanation:** The number of cylinders (or blocks if FB-512) must be specified with the command, but it is missing or invalid. An invalid cylinder specification is one that is four or more characters, or larger than the maximum number of cylinders available on the device type specified. An invalid block number specification is one that is seven or more characters, or larger than the maximum number of blocks on the device type specified. If 'FORM NUMBER' appears in the message text, the form number following the FORM keyword is missing or it is over 8 characters long. The DESTINATION

name is missing or is not of the right format. The DESTINATION name is a one to eight character name your installation assigns.

**System Action:** The command is not processed.

**User Response:** If DEST missing or invalid, Consult the *VM/SP CP Command Reference* for the correct specification of the command and the allowed options. Reissue the command.

Otherwise, reissue the command; specify the number of cylinders, blocks, or form number correctly.

#### 025E      **Storage missing or invalid**

**Explanation:** The amount of storage is either missing or invalid. An invalid storage specification contains invalid digits or does not end with the letter K or M.

**User Response:** Reissue the command; specify the storage requirement.

#### 026E      **Operand missing or invalid**

**Explanation:** A required operand is either missing or invalid.

**User Response:** Reissue the command with a valid operand.

#### 027E      **Spoolid missing or invalid**

**Explanation:** The command requires that a spoolid be supplied, but it is either missing or invalid. An invalid spoolid is one that contains nondecimal characters.

**User Response:** Reissue the command with a valid spoolid.

## 028E Class missing or invalid

**Explanation:** The class value is either missing or invalid. An invalid class is one that is not in the range A through Z or 0 through 9.

**User Response:** Reissue the command with a valid class.

## 029E Filename and/or filetype missing or invalid

**Explanation:** The filename and/or filetype is missing or invalid. An invalid filename is larger than 24 characters. An invalid filetype is larger than eight characters if the filename is eight characters or less.

**User Response:** Reissue the command; specify the required filename and/or filetype.

## 030E Copies missing or invalid

**Explanation:** The operand that specifies the number of copies is either missing or invalid. An invalid copy specification is nondecimal, greater than 255, or zero.

**User Response:** Reissue the command; specify the required number of copies.

## 031E Buffer missing or invalid [*modifier*]

**Explanation:** The FCB or UCSB could not be loaded. The modifier indicates the reason for failure:

- If there is no modifier it means that the buffer name is missing or invalid. Valid buffer names are established by the system programmer. Any buffer name longer than eight characters is invalid.

- If the modifier is "FCB too long" it means that the FCB is too long for the printer.
- If the modifier is "extended FCB not supported," it means that an attempt is being made to send an extended FCB image to a printer that does not support the extended FCB format.

**System Action:** The buffer has not been transferred to the device.

**User Response:** Reissue the command using a valid buffer name, or a buffer that is compatible with the device.

## 032E Distribution code missing or invalid

**Explanation:** The distribution code is either missing or invalid. An invalid distribution code is longer than eight characters.

**User Response:** Reissue the command with a valid distribution code.

## 033E Hexloc missing or invalid

**Explanation:** The hexadecimal location is either missing or invalid. An invalid hexadecimal location is one that contains nonhexadecimal characters or is longer than six characters.

**User Response:** Reissue the command with a valid hexadecimal location.

## 034E Channel missing or invalid

**Explanation:** The channel number is either missing or invalid. An invalid channel number either is longer than one character or is nonhexadecimal.

**User Response:** Reissue the command with a valid channel number.

**035E Device type missing or invalid**

**Explanation:** The command requires that a valid CP spool device type be entered as an operand, but it is either missing or invalid. Valid device types are READER (R, RDR), PRINTER (P, PRT), and PUNCH (PU, PCH).

**User Response:** Reissue the command with a valid spool device type.

**036E Index missing or invalid**

**Explanation:** If INDEX MISSING is the condition, the requested FCB (forms control buffer) image in DMKFCB does not have an index value, therefore one must be supplied in the command. If INDEX INVALID is the condition, nn was not a number from 1 to 31, where nn corresponds to the number of the first print position.

**User Response:** Supply the value for INDEX in the FCB image or ensure that nn is a number from 1 to 31, whichever is appropriate. Reissue the command.

**037E Tape *rdev* invalid for SPTAPE command**

**Explanation:** On the SPTAPE command with the LOAD/SCAN options, the tape specified by *rdev* was not generated by SPTAPE commands and has an invalid tape format.

**System Action:** The tape is unloaded and the command is terminated.

**User Response:** Have the operator verify that the tape was created by the SPTAPE command.

**038E Parameter for *option* option missing or invalid**

**Explanation:** FORMAT was specified in a VMDUMP command without an operand, the operand was longer than 8 characters, or the parameter for the named option of a CP request was missing or longer than allowed.

**User Response:** Reissue the correct command.

**039E Processor address missing or invalid**

**Explanation:** An ATTACH CHANNEL or DETACH CHANNEL command was issued and the processor address was (a) missing from the command (MP mode only), or (b) an invalid address. While the processor address is not required on the ATTACH/DETACH CHANNEL command in UP or AP modes, if specified it will be checked for validity. In AP mode, the processor address must be that of the I/O processor.

**System Action:** The ATTACH/DETACH CHANNEL command is rejected.

**Operator Response:** Reissue the ATTACH/DETACH CHANNEL command with a valid processor address.

**040E Device {*rdev*|*vdev*} does not exist**

**Explanation:** The device address specified does not exist, or a TIO to that device resulted in condition code 3. If the device address is a real device, it is not configured in the CP system, or the device is configured in CP but is not operational; if it is a virtual device address the virtual device is not configured in the virtual machine.

If the specified device address is valid, this message may indicate a problem.



# DMK

with the Network Control Program and/or the 370x.

If issued from DMKCPT after a VARY ONLINE command was issued, and the device is configured in CP as one of a string of DASD (but not head of string), then the device is either not operational or not ready. The hardware will return the same indication (CC1 with intervention required in the sense) for either condition. The user should determine which condition applies. If not operational, the device cannot be varied online. If not ready, the user must ready the device before it can be varied online.

**User Response:** Reissue the command; specify the required real or virtual device address.

**042E** {Spoolid *nnnn* does not exist|SPOOLID *nnnn* DOES NOT EXIST OR IS HELD}

**Explanation:** The spoolid number specified does not exist within the specified device type. If the spoolid specified is an open reader file (in use by the virtual machine), it cannot be changed or purged. A CLOSE command will purge an open reader file unless SPOOL RDR HOLD is in effect.

DMKTRR issues this message to indicate that the file could not be located. The reasons that DMKTRR might not find the file include:

- The file is not there.
- The file is not a reader file.
- The file is held.

**User Response:** Reissue the command; specify only known and valid spoolids.

**043E** Buffer *name* does not exist

**Explanation:** The buffer name supplied with the command is not known to the CP system. The buffer does not exist if it cannot be found in one of the following CP modules:

- DMKFCB = 3211 Forms Control Buffers
- DMKUCB = 3211 UCS Buffers
- DMKUCS = 1403 UCS Buffers
- DMKPIA = 3289 Font Offset Buffers

**User Response:** Reissue the command; specify a valid buffer name.

**044E** System *sysname* does not exist

**Explanation:** The system name specified does not exist.

**User Response:** Reissue the command; specify a valid system name.

**045E** *userid* not logged on

**Explanation:** The userid specified is not logged on. The command cannot execute properly unless the user specified is logged on.

**User Response:** Reissue the command; specify only users who are currently logged on.

**046E** {Device *rid*|*devtype rdev*} offline

**Explanation:** The specified device or resource is offline and is considered not available to the CP system.

**System Action:** The command is rejected.

**User Response:** If this message was issued for DEV *rid*, issue the NETWORK VARY command to vary the resource online, and then reissue the command. If the message was issued for

devtype rdev, issue the VARY command to vary the device online, and then reissue the command. If the command was the VARY command, the device had been forced offline and cannot be varied online again. If the message was issued for valid, the checkpoint program was unable to access a CP owned volume needed during system shutdown because that volume was offline.

**047E** {userid {vdev|segname}| **The current traceset|The traceset *traceset*|A saved traceset} does not exist**

**Explanation:**

1. The device specified for the particular userid does not exist in that user's virtual machine configuration. If the message is issued for the DIAL or COUPLE command, the particular device specified with those commands is not defined in the receiving user's virtual machine configuration.
2. For DMKSEG, the segname does not exist.
3. For the PER command, an action was requested to be performed on a traceset and the traceset does not exist.

**User Response:**

1. Reissue the command; specify only existing virtual device addresses for the receiving virtual machine.
2. For DMKSEG, reissue the command using a valid segname.
3. For PER, establish a traceset before requesting an operation to be performed on it.

**048E** **Channel *x* [processor *xx*] does not exist**

**Explanation:** The channel specified in the ATTACH CHANNEL command is not configured in the CP system on the specified processor.

**User Response:** Reissue the command; specify only valid and defined real channel addresses.

**049E** {Device *rid*|*devtype* *rdev*} in use

**Explanation:** An attempt was made to vary an active teleprocessing line or graphic device offline; or to vary online additional paths to a device for which a real RESERVE may be outstanding.

**System Action:** The command is rejected.

**User Response:** In a case of an attempt to vary offline an active line, first deactivate the line by using the DISABLE command; then reissue the VARY command.

**050E** **LOGON unsuccessful--incorrect password**

**Explanation:** The password supplied is incorrect.

**System Action:** Displays a menu of related CP commands to assist the user.

**User Response:** Enter one of the commands from the displayed menu.

**051E** **Maximum virtual devices exceeded in directory**

**Explanation:** The logon cannot be completed because the directory has more virtual devices defined in it than CP allows.

**User Response:** Notify the system operator that you cannot complete your

logon because of this error in your directory.

**052E Error in CP directory**

**Explanation:** The link or logon cannot be accomplished because of a permanent I/O error encountered while reading the directory.

**User Response:** Send a message to the system operator stating that you cannot complete your link or logon because of an error in the directory.

**053E *userid* not in CP directory**

**Explanation:** The userid supplied was not found in the directory or the userid has a password of NOLOG.

**User Response:** Reissue the command; specify a valid userid.

**054E Already logged on  
{*line*|GRAF|LUNAME|LDEV|*device*}  
*rdev*|line disconnected}**

**Explanation:** The userid supplied in the LOGON command is already logged on at the given line address. *line* indicates a line mode device and GRAF indicates a display terminal. LDEV indicates a logical device, *device* is the device name and *rdev* is a real device. Line disconnected happens when a user is trying to log on to a userid that is in the process of logging off. The terminal is no longer associated with the user, but a 'wait' is set on that momentarily prevents the user from logging off. This situation only exists for a short time, but it is possible to receive the message. For SNA terminals LUNAME indicates that the userid supplied in the LOGON command is already logged on at a

given location. CP doesn't know the actual location of the SNA terminal so it uses the LUNAME of the terminal.

**User Response:** Log on specifying a different userid, or send a message to the operator or the logged-on user requesting information on the logon status.

**055E Line(s) not available on *userid***

**Explanation:** One of the following occurred:

(1) The DIAL command has been issued to a userid from a 270X terminal and either that userid has no 270X lines, the lines are not enabled, or the lines are all busy.

(2) The DIAL command has been issued to a userid from a 3270 terminal and either that userid has no 3270 lines or the lines are all busy.

**User Response:** If you issued the DIAL command from a 270X terminal, reissue the command specifying a userid that has enabled virtual 270X lines that are not already servicing a user.

If you issued the DIAL command from a 3270 terminal, reissue the command specifying a userid that has virtual 3270 lines that are not already servicing a user.

**056E Line *vdev* busy on *userid***

**Explanation:** The virtual 270X or 3270 line specified in the DIAL command is busy.

**User Response:** Reissue the DIAL command at a later time when the line becomes available.

**057W**     *userid not receiving;*  
 {*disconnected|MSG off|message*  
*too large| SMSG off|not*  
*authorized|WNG off|VMCF error*  
*nnn|IUCV error nnn| quiesced*}

**Explanation:** The userid specified in a MESSAGE, SMSG, WARNING, or CMS TELL command did not receive the message due to one of the following conditions:

- The user is disconnected.
- The user has SET messages, special messages, or warnings OFF.
- The user is not authorized to receive the message.
- The message being sent was too long to fit into the user's message buffer. This can happen if the CMS TELL command or CP SMSG command is used to send a large message to a user at another node.
- The user has not established the proper VMCF or IUCV connection.

**User Response:** If the MSG TOO LARGE condition occurs, shorten the message text or split it into two shorter messages; then reissue the command.

**058E**     **CTC vdev busy on userid**

**Explanation:** The virtual channel-to-channel device specified in the COUPLE command is busy on the receiving userid's virtual machine.

**User Response:** Reissue the command; specify an available virtual channel-to-channel device.

**059E**     **AUTOLOG failed for userid -**  
*message*

**Explanation:** An AUTOLOG command was issued for a user, but the command could not be executed for one of the following reasons:

1. IPL missing - there was no IPL record in the user's directory entry.
2. IPL failed - the IPL did not complete successfully.
3. accounting errors - the logon accounting routine returned a nonzero return code.
4. incorrect password - The password from the autolog command does not match the password in the directory.
5. I/O error on terminal - An error occurred with Input/Output processing on the user's terminal.
6. IPL failed; error in CP directory - The Initial Program Load could not be completed successfully because of an error in the Control Program directory.

**System Action:** The user is not logged onto the system.

**User Response:** For reason 1, have your system administrator place an appropriate IPL record in the specified user's directory.

For reason 2, log onto the userid in the usual manner to determine the cause of the IPL failure.

For reason 3, contact your system programmer to verify the correct password or reissue the autolog command with the correct password.

For reason 4, contact your system programmer for specific requirements of your local accounting procedures.

For reason 5, reissue the AUTOLOG command. If the error persists, contact the system administrator to correct the terminal problem.

For reason 6, contact the system programmer to check the specified user's CP directory.

**060E Dump failed; virtual printer unavailable**

**Explanation:** The virtual printer either does not exist or is not ready.

**User Response:** If a virtual printer exists, issue the CP READY command for it and then reissue the DUMP command. If a virtual printer does not exist, use the CP DEFINE command to create one and reissue the DUMP command.

**061E [Dump failed;] virtual printer error**

**Explanation:**

1. Either an I/O error occurred while a dump was being spooled to DASD, or spool space has been filled.
2. For PER, a problem has occurred while attempting to write PER output to the user's virtual printer.

**User Response:**

1. Notify the system programmer.
2. For PER, if a virtual printer exists, issue the CP READY command. If a virtual printer does not exist, issue the CP DEFINE command.

**062E ECMODE not set on**

**Explanation:** A SET STBYPASS was issued to a virtual machine without the ECMODE option being in effect.

**System Action:** The command is terminated.

**User Response:** Issue the SET ECMODE ON command which will reset the virtual machine. Then IPL the virtual system and reissue the command.

**063E Shadow table bypass; not set**

**Explanation:** The virtual machine is not running in extended control mode or the virtual control register 1, or segment or page table entries are not architecturally valid.

**Note:** If virtual machine assist is available, the STFIRST option must be specified in the user's directory.

**System Action:** The highest virtual = real address is set to zero.

**User Response:** Use the SET STBYPASS command only after the virtual relocate system has been reloaded and is running.

**064E Shadow table bypass; reset**

**Explanation:**

**Virtual = Real USER:** The virtual system was running with 'SET STBYPASS VR'. The virtual machine attempted to run with translation tables resident in the first 4K of storage.

**Virtual = Virtual USER:** Either the virtual operating system attempted to map a virtual address, not equal to its real address, to an address below the highest virtual = real address in the virtual address space or the virtual machine loaded a BC mode PSW or the virtual system was reset.

**System Action:** The SET STBYPASS command has been SET OFF. Virtual machine execution will continue.

**User Response:** Use the SET STBYPASS command only when running a virtual relocation operating system that does not violate the shadow table bypass restriction.

**065E Highest allowable high-water mark value is xxxxxK**

**Explanation:** The value specified by the 'SET STBYPASS nnn' command exceeded the highest allowable high-water mark value. The high-water mark value will be set only if it is not higher than the following:

- the virtual machine size
- a high-water mark value determined from the virtual machine's page and segment tables.

The highest allowable high-mark value may not be the true water mark value because the virtual translation tables may have several pageable page frames contiguous with the true high-water mark.

**System Action:** The high-water mark value is set to zero, turning off the function.

**User Response:** Determine the true high-water mark value from the virtual systems configuration. Then reset the SET STBYPASS nnn command with the high-water mark value.

**066E STMULTI option CSEG reset**

**Explanation:** The previously defined value of the CSEG option of the STMULTI command has been reset to zero because the virtual machine has been reset.

**System Action:** The CSEG option of the STMULTI command has been reset to zero.

**User Response:** Issue the SET STMULTI command with the desired value of the CSEG specified.

**067E Command format not valid**

**Explanation:** The password was entered on the same line as the command or a valid option was misspelled.

**User Response:** Reenter the command omitting the password or reenter the command with the correctly spelled option.

*Note:* With the PROTECT option on, the LOGON password may not be entered on the same line as the LOGON command. Enter the password as a response to the "ENTER PASSWORD" message.

**068E SEND command failed; receiver message**

**Explanation:** The receiver was specified in the SEND command. 'message' is one of the following:

- is not disconnected
- has not authorized sender
- has no virtual console
- has console input waiting
- is executing a console function

**System Action:** Text is not sent to receiver in any situation.

**User Response:**

1. Secondary user not in effect because receiver is logged on at a terminal.
2. The sender must be specified as secondary user of the receiver on the CONSOLE directory control statement.
3. Receiver requires a virtual console.
4. Receiving virtual machine must do a console read for input that is already waiting, then the SEND command can be reissued.

# DMK

5. Receiving virtual machine must complete console function before another CP command can be sent.

## 070E Device not available - MSS devices allocated

**Explanation:** User is logged on with a minidisk defined on a system volume that is not mounted. When attempting to find an MSS volume with the correct valid, an MSS 3330V is required. There are no MSS 3330Vs available to try a volume count.

*Note:* This message is immediately followed by the current DMKLNK108E message specifying the referenced 'vdev' and 'valid'.

**System Action:** The operation failed.

**User Response:** Determine whether the 'valid' required is an MSS volume or standard 3330-1. If it is a standard 3330-1, follow the actions for message 108E. If it is an MSS volume, notify the system operator so that the volume may be made accessible.

## 071E Device not available - MSS cannot be accessed

**Explanation:** The control program has attempted an operation that requires MSS access. The routine to communicate with the MSS (DMKMSS) is not active because of one of the following reasons:

- The communicator virtual machine has not been logged on.
- The VM system has not yet been initialized in the virtual machine.
- The DMKMSS program has not been started in the virtual machine.
- The communicator virtual machine is no longer available (DIAGNOSE

code X'078' subcode X'10' has been issued.)

This message can be issued during execution of any operation that initiated MSS mount or demount activity.

*Note:* This message will always be followed by a message from the specific control program routine that needed MSS activity.

**System Action:** The operation failed.

**User Response:** Request that the system operator makes the communicator virtual machine available or wait until the communicator virtual machine can be initialized.

## 072E Device not available - rdev not proper type

**Explanation:** A dedicate or attach operation is in process for device 'rdev'; device 'rdev' is a 3330V. The 'rdev' is not the proper type (VIRTUAL or SYSVIRT).

**System Action:** The attach or dedicate operation failed.

**User Response:** Reissue the command with the correct 'rdev' or if the 'rdev' was specified correctly, request that the system operator use the DEFINE command to reset the 3330Vs characteristics.

## 073E MSS device not available - MSS error

**Explanation:** The control program has determined that the only possible way to satisfy a request for a virtual device is to issue an MSS mount request. The MSS accepted the request, but later generated an error indication.

**System Action:** The control program command that initiated the MSS request

will produce a message to indicate the eventual result of the MSS error.

**User Response:** Contact the system operator to ensure that action is underway to correct the MSS error. Reissue the command when the error has been corrected.

**074I Missing interrupt - device *vdev***

**Explanation:** The virtual machine started I/O to its device 'vdev', that is an MSS 3330V in the control program. A cylinder fault occurred on the 3330V but the corresponding attention interruption was not received in the specified time interval.

**System Action:** The original I/O operation is restarted to the device so that if the cylinder fault is satisfied, the request will complete normally.

**User Response:** If the message recurs, it may indicate an error in the MSS staging adapter. The pending I/O request can be cleared by issuing the RESET 'vdev' command.

**075E Device *volid* is not available**

**Explanation:** An ATTACH command has been processed to attach a 'volid' to the system. However, the 'volid' is a SYSVIRT 3330V and that volume is mounted and its serial number is not the same as that specified on the 'volid' parameter.

**System Action:** The specified 'volid' is not attached.

**User Response:** Choose an available SYSVIRT 'volid' and reissue the command. The QUERY command can be used to find an available 'volid'.

**076E The *volid* parameter is invalid**

**Explanation:** The 'volid' parameter was specified with a range or multiple of real addresses on the ATTACH command. This not a valid combination.

**System Action:** No addresses are attached.

**User Response:** Reissue the command with a valid combination of operands.

**077E Invalid request for device *nnn***

**Explanation:** A DEFINE command was issued with the VIRTUAL or SYSVIRT parameter for device 'nnn'. Device 'nnn' cannot be defined because it is already the specified type or it is active in its current state.

**System Action:** The status of the device is not changed. No further DEFINE command processing occurs.

**User Response:** The QUERY command can be used to determine the exact status of 'nnn'. The operator can either issue the DEFINE command with a different address specification or wait until the status of 'nnn' has changed.

**078I MSS mount proceeding for volume *volid***

**Explanation:** The control program mounted the system volume 'volid' while processing an MDISK or DED directory statement or a LINK or ATTACH command. The MSS is now mounting the volume.

**System Action:** RC = 160. The allocation of the virtual device is queued, pending the completion of the mount. Any SIO instruction issued by the virtual machine to the virtual address corresponding to the MSS volume is trapped by VM/SP and queued until the volume is mounted. Control is



not returned to the user until the volume is mounted and the SIO has been passed to the volume.

**User Response:** None. However, if a SIO is issued to the virtual device before the mount is complete, that SIO will be queued by VM/SP and the virtual machine processing will be suspended pending the completion of the mount. The user can cancel the SIO, rather than waiting for the mount, by getting into CP mode and issuing the RESET command for the virtual address. This will cause CP to dequeue the SIO and generate a condition code 3.

**079E CP command via central server is not possible**

**Explanation:** A user issued a control program command from the central server VIRTSYS requiring action from the central server.

**System Action:** The operation is ignored.

**User Response:** Do not attempt to issue CP commands in this environment. It is not possible.

**080E No preallocated VMSAVE area**

**Explanation:** The VMSAVE option was specified in the directory at logon, or a SET VMSAVE ON command was issued, and there is no entry in DMKSNT with a USERID= specification for this user.

**System Action:** The VMSAVE option is not enabled.

**User Response:** Verify that the NAMESYS macro defining the target area is specified correctly. If none is present, add a NAMESYS macro defining the target area in module DMKSNT. Issue the SET VMSAVE ON or SET VMSAVE area-name to enable the option.

**081E VMSAVE area already in use, must use SET command**

**Explanation:** The VMSAVE option is specified in the directory but a valid saved VMSAVE system already exists in the DASD target area.

**System Action:** The VMSAVE option is not enabled.

**User Response:** Verify that the NAMESYS macro is specified correctly for this VMSAVE target area. Use the QUERY VMSAVE command to determine when the system was saved. Use the IPL command to load the system or the SET VMSAVE ON command to clear the area.

**082E More than one VMSAVE area allocated, must specify area name**

**Explanation:** The VMSAVE option is specified in the directory or the user has issued a SET VMSAVE ON command when he has more than one target VMSAVE area available to the user.

**System Action:** The VMSAVE option is not enabled.

**User Response:** Issue a QUERY VMSAVE command to determine what areas are available and then issue a SET VMSAVE area-name command to enable the VMSAVE option.

**083E VMSAVE area does not contain valid saved system**

**Explanation:** The user has issued an IPL command to a VMSAVE target DASD area. The DASD area specified does not contain a valid system.

**System Action:** The IPL command is terminated.

**User Response:** Verify that the correct name was specified on the IPL command. Ensure that the NAMESYS

specification points to the correct DASD area. Reissue the IPL command.

**084E VARY failed, device *rdev* busy or reserved**

**Explanation:** A vary command was issued for the specified device (*rdev*) and a perpetual busy was encountered. This may be the result of the device being reserved by another processor.

**System Action:** The vary fails.

**Operator Response:** Try the command at a later time.

**085E Vary failed, fatal I/O error, dev *rdev***

**Explanation:** An I/O error occurred on the specified device when attempting to perform a READ DEVICE CHARACTERISTICS command (CCW command code X'E4').

**System Action:** The device is placed in offline status, and system operation continues.

**Operator Response:** Contact your system support personnel.

**086E I/O error on DASD**

**Explanation:** The VMSAVE option was specified and an error occurred on the DASD.

**System Action:** The VMSAVE option is not enabled.

**User Response:** Reissue the set VMSAVE command to enable the VMSAVE option.

**087I Device *vdev* is in the process of being reset**

**Explanation:** A RESET command has been issued for a virtual device already in the process of being reset.

**System Action:** The second RESET is not executed.

**User Response:** Reissue the command when the previous reset is complete.

**089I Device *vdev* is in the process of being detached**

**Explanation:** A RESET command has been issued for a virtual device that is being detached.

**System Action:** The second RESET command is not executed.

**User Response:** No user action is required; the device will be detached when it is available.

**090E Device *vdev* not defined; device {*rdev*|*volid*} not available**

**Explanation:** The virtual device has not been defined in the virtual machine's configuration because the real device described in the directory DEDICATE card is not available. A real device is considered not available if it is:

- Already attached to another user, or
- In use by the CP system, or
- Offline.

**User Response:** Ask the system operator about the status and availability of the real device. The operator can attach the required device or an alternate device to the virtual machine.

**091E DASD *vdev* not defined; temp space not available**

**Explanation:** The virtual device has not been defined in the virtual machine configuration because the temporary space requested is not available. Temporary space is considered not available if:

- No space has been allocated by the installation for temporary use, or
- The number of cylinders (or blocks if FB-512 device) requested cannot be satisfied from the available space remaining.

**User Response:** The space cannot be defined if it has not been allocated. If space has been allocated, issue the DEFINE command requesting fewer cylinders (or blocks if FB-512 device.)

**092E Device *vdev* not defined; *devtype vdev* already defined**

**Explanation:** The virtual device specified has not been previously defined within the virtual machine's configuration, or that address is already defined within the virtual machine's configuration.

**User Response:** Reissue the command; specify a virtual device address that is not already defined within the virtual machine configuration, or detach the conflicting virtual device address before reissuing the command.

**093E Device *vdev* not defined; error in CP directory**

**Explanation:** The requested virtual device has not been defined within the virtual machine configuration because of an error in the CP directory. An example of this condition is a dedicated 2305 device which did not specify the first exposure address for both the

virtual and real addresses on the DEDICATE statement.

**User Response:** Send a message to the system operator stating the problem so that the error in the CP directory can be corrected.

**094E Storage exceeds allowed maximum**

**Explanation:** The storage specified in the DEFINE command exceeds the maximum allowable as specified in the CP directory.

**User Response:** Reissue the DEFINE command specifying a smaller storage size.

**095E Device *vdev* not defined; insufficient free storage**

**Explanation:** Sufficient free storage could not be acquired to define a virtual device as a result of the logon process or a DEFINE command.

**User Response:** Reduce the number of virtual devices in the user configuration. The system programmer may want to allocate more free storage to the system.

**097E Device *vdev2* not defined; device *vdev1* has active I/O**

**Explanation:** An attempt was made to redefine a device at address 'vdev2' while this device (now at address 'vdev1') is busy with I/O, or while it was in an "intervention-required" state.

**System Action:** The command is rejected.

**User Response:** Reissue the command after the I/O completes on the specified device, or when the "intervention-required" condition has been satisfied.

**098E Device rid mode switch not possible**

**Explanation:** If this message was issued in response to the DIAL command, it indicates that the DIAL command was issued from a terminal connected to a 37xx that is running the Network Control Program (NCP) or the Partitioned Emulation Program (PEP), and the terminal cannot be switched from network control mode to emulation mode.

**System Action:** Command execution is terminated.

**User Response:** For the DIAL command, verify that the correct 37xx control program is active, and that the specific resource in use was generated with the mode switch capability. Note that the DIAL command cannot be used with the NCP, because the NCP does not support the mode switching function.

**099E VARY FAILED, ENVIRONMENTAL DATA DEV raddr**

**Explanation:** Environmental data was found twice in the sense data fro the specified device (raddr).

**System Action:** System operation continues.

**Operator Response:** This is a hardware error. Contact IBM for hardware support.

**101W DASD vdev forced R/O; R/O by {nnn users|userid}**

**Explanation:** The virtual device specified has been forced into read-only status because other users on the system already are linked to the same device with read-only access. If only one user has read-only access, that user's userid is displayed at the terminal.

**User Response:** This is a warning message for information only and no further action is required.

**102W DASD vdev forced R/O; R/W by {nnn users|userid}**

**Explanation:** The virtual device specified has been forced into read-only status because other users on the system already have access to the same disk area in read/write mode. If only one user has read/write access, that user's userid is displayed at the terminal.

**User Response:** This is a warning message for information only and no further action is required.

**103W DASD vdev forced R/O; R/W by {nnn users|userid}, R/O by {nnn users|userid}**

**Explanation:** The given virtual device has been forced into read-only status because the disk is in read/write use by some users and read-only use by other users linked to the same disk area. If the number of users having read/write or read-only access is one, the single userid is displayed at the terminal.

**User Response:** This is a warning message for information only and no further action is required.

**104E userid vdev not linked; R/O by {nnn users|userid}**

**Explanation:** The link to the user's virtual device has not been accomplished because that disk area is already in read-only use by one or more users. If the number of users is one, the single userid is displayed at the terminal.

**User Response:** Reissue the LINK command, specifying the appropriate

alternate access to obtain a link to the desired area in read or write mode.

**105E**      *userid vdev not linked; R/W by {nnn users|userid}*

**Explanation:** The link to the user's virtual device has not been accomplished because that disk area is already in read/write use by one or more users. If the number of users is one, the single userid is displayed at the terminal.

**User Response:** Reissue the LINK command, specifying the appropriate alternate access to gain a link to the device in the required mode.

**106E**      *userid vdev not linked; R/W by {nnn users|userid}, R/O by {nnn users|userid}*

**Explanation:** The link to the user's virtual device has not been accomplished because the disk is in read/write use by some users and read-only use by other users. If the number of users is one, the single userid is displayed at the terminal.

**User Response:** Reissue the LINK command, specifying the appropriate alternate access required to gain the correct link to the disk area.

**107E**      *userid vdev not linked; not in CP directory*

**Explanation:** The link to the user's virtual device has not been accomplished because that virtual device address is not defined in the directory for the specified userid.

**User Response:** Reissue the LINK command, specifying the correct virtual device address or the correct userid.

**108E**      *userid vdev not linked; valid vdev not mounted*

**Explanation:** The link to the user's virtual device address has not been accomplished because the virtual device is defined on a volume that is not currently mounted on the CP system.

**User Response:** Send a message to system operator asking that the specified volume be mounted and attached to the CP system. Reissue the LINK command when the operator confirms that the correct volume has been mounted.

**109E**      *userid vdev not linked; invalid link device*

**Explanation:** The link to the user's virtual device has not been accomplished because the virtual device defined in the user's CP directory entry is not a minidisk to which a link can be accomplished.

**User Response:** Reissue the LINK command with a valid userid and virtual device address.

**110E**      *userid vdev not linked; devtype vdev already defined*

**Explanation:** The link to the user's virtual device has not been accomplished because this virtual machine already has a device with the same address defined in its configuration. If a CTCA is defined in the virtual machine's configuration, 16 virtual addresses are defined for that CTCA and a link using one of those addresses cannot be made.

**User Response:** Reissue the LINK command requesting a different virtual device address, detach the device with the conflicting virtual address from the virtual machine, and then reissue the LINK command.

**111E      *userid vdev* not linked; no read password**

**Explanation:** The link to the user's virtual device has not been accomplished because no read access to it is allowed.

**User Response:** Contact your system programmer to request a directory change.

**112E      *userid vdev* not linked; no write password**

**Explanation:** The link to the user's virtual device has not been accomplished because no write access to it is allowed.

**User Response:** Contact your system programmer to request a directory change.

**113E      *userid vdev* not linked; no multiple password**

**Explanation:** The link to the user's virtual device has not been accomplished because no multiple-access password is specified for the user's minidisk.

**User Response:** Contact your system programmer to request a directory change.

**114E      *userid vdev* not linked; mode or password incorrect**

**Explanation:** The link to the user's virtual device has not been accomplished because an incorrect password or filemode was entered. On systems with RACF installed, you may not be authorized to link to the minidisk you specified.

**User Response:** Reissue the LINK command and specify the correct password. On a system with RACF installed, you must contact the owner of the minidisk and request authorization to link to that minidisk.

**115E      {AUTOLOG|LINK} invalid; excessive incorrect passwords**

**Explanation:** The AUTOLOG command issued from a virtual machine by a DIAGNOSE instruction is now invalid because the user has entered four incorrect passwords associated with the AUTOLOG command during the current terminal session.

The LINK command is now invalid because the user has exceeded the limit of ten incorrect passwords for access to minidisks during the current terminal session.

**User Response:** You must logoff and logon again to be able to LINK to any minidisk. You may issue the AUTOLOG command from the virtual machine environment; however, you must allow the CP system to prompt you for the password rather entering it as part of the input line. This error condition from the AUTOLOG or LINK command is designed to prohibit password guessing by repetitive calls to the command from within the virtual machine.

**116E      *userid vdev* not linked; CP directory in use**

**Explanation:** The userid to which you are linking is either logging on the system, or someone else is attempting a link to the same userid at this time.

**User Response:** Reissue the LINK command.

**117E**      *userid* *userid* not linked; volid *volid* conflict

**Explanation:** The volume label in the user's directory entry matches the volume label on the real device, but the device class and device type are not the same.

**User Response:** Correct the error in the directory for the device that cannot be linked.

**118E**      *userid* *vdev* not linked; command format not valid

**Explanation:** The LINK password was entered on the same line as the LINK command or a valid option was misspelled.

**User Response:** Reenter the LINK command omitting the password or reenter the LINK command with the correctly spelled option.

*Note:* With the PROTECT option on, the LINK password may not be entered on the same line as the LINK command. Enter the password as a response to the "ENTER PASSWORD:" message.

**119E**      *userid* *vdev* not linked; insufficient free storage

**Explanation:** Sufficient free storage could not be acquired to satisfy the link request for a virtual device.

**User Response:** Reduce the number of virtual devices in the user configuration or in other user configurations. The system programmer may want to allocate more free storage to the system.

**120E**      *devtype* *rdev* not attached; *userid* *vdev* already defined

**Explanation:** The real device has not been attached to the specified *userid* because that *userid* has already defined a virtual device of the specified virtual address.

**Operator Response:** Reissue the ATTACH command specifying a different virtual device address for the user. You should first send a message, via the MESSAGE command, to the user asking what action should be taken and what virtual device should be assigned. The user may wish to detach the conflicting virtual device from his machine configuration and ask the operator to reissue the ATTACH command.

**121E**      *devtype* *rdev* not attached to *userid*

**Explanation:** The real device has not been detached from the specified *userid* because it was not attached to that user. Either the real device or the *userid* has been incorrectly specified.

**User Response:** Reissue the DETACH command specifying the correct device address for the *userid*.

**122E**      *devtype* *rdev* already attached to *userid*

**Explanation:** The requested real device is already attached to another *userid*. The operator has probably specified an incorrect real device address.

**Operator Response:** Reissue the ATTACH command, specifying the correct real device address.

**123E DASD rdev CP-owned**

**Explanation:** The command has not been processed for the requested userid because that device is owned by the CP system. A CP-owned device is one that is defined in the system-owned list and is in use for paging or spooling space.

**User Response:** The command cannot be specified for the real device because that device must remain owned and in use by the CP system.

**124E DASD rdev in use by nnn users**

**Explanation:** The command has not been executed because the device is in use by the stated number of users.

**User Response:** The command cannot be executed for the specified real device until all users who have minidisks in use on that device detach them.

**125E DASD rdev valid valid already attached to system**

**Explanation:** The valid is already mounted and attached to the system.

**Operator Response:** Reissue the ATTACH command specifying the correct valid. It may be necessary to detach the real device from the system that contains the duplicate valid before attempting the ATTACH command again.

**126E DASD rdev error reading valid**

**Explanation:** The specified device could not be attached to the system because of an error in reading the volume label.

**Operator Response:** Check that there are no equipment failures; reissue the ATTACH command.

**127E DASD rdev valid valid does not match**

**Explanation:** The real device has not been attached to the system because the valid read from the label does not match the one specified with the command.

**Operator Response:** Reissue the ATTACH command specifying the correct valid.

**128E DASD rdev error reading allocation record**

**Explanation:** The volume, which is a CP-owned volume, has not been allocated for CP use because the allocation record could not be read.

**Operator Response:** Detach the device from the system and reattach it to the system, after checking that there are no equipment failures.

**129E Channel x [processor xx] devices in use**

**Explanation:** The ATTACH CHANNEL command has not been executed because the devices on that channel (on the specified processor) are already in use.

**Operator Response:** Detach devices from users and the system before reissuing the ATTACH CHANNEL command.

**130E Channel x [processor xx] not attached to userid**

**Explanation:** The DETACH CHANNEL command has not been accomplished because (1) channel x is not attached to the specified userid, or (2) the channel is not attached on the specified processor.

**System Action:** The DETACH CHANNEL command is rejected.



**Operator Response:** Reissue the command; be sure to specify the correct channel (and processor) for the userid.

**131E      Insufficient free storage available for {ATTACH|LOGON} request**

**Explanation:** An attempt was made to acquire storage for virtual device/control unit/channel blocks from free storage. The storage request could not be satisfied. In the case of ATTACH, no devices are attached. In the case of LOGON, logon processing is accomplished but no virtual devices are available in the user's configuration.

**User Response:** Reduce the amount of storage being requested by reducing the number of virtual devices being attached or logged on. The system programmer may want to allocate more free storage to the system.

**132E      Channel *x* already defined by *userid***

**Explanation:** The userid's virtual machine already has a channel with the same address defined in the virtual machine.

**Operator Response:** Request that the user detach all devices from the requested virtual channel and then reissue the command specifying the correct channel address.

**133E      DASD *rdev* not ready**

**Explanation:** An attempt has been made to attach a DASD device that is not ready.

**Operator Response:** Make the device ready and reissue the command.

**134E      *devtype vdev* not attached; channel *x* dedicated**

**Explanation:** The command has not been executed for the requested userid because the user has attached a dedicated channel with the same channel number as the virtual channel number specified in the ATTACH command.

**Operator Response:** Verify that the vdev in the ATTACH command is correct.

**135E      *devtype vdev* not detached; channel *x* dedicated**

**Explanation:** The command has not been executed because the device was attached via the ATTACH CHANNEL command.

**Operator Response:** If the channel is no longer needed, issue the DETACH CHANNEL command.

**136E      Device {*vdev|rdev*} not {defined|varied}; channel *x* dedicated**

**Explanation:** A VARY ONLINE command for device *rdev* or a DEFINE command for device *vdev* has been issued and the channel to which the device is attached is dedicated.

**System Action:** The command is rejected.

**Operator Response:** In order to vary on or define more devices on channel *x*, the channel must first be detached from the userid to which it is attached.

**137E DASD *vdev* not linked; channel *x* dedicated**

**Explanation:** Channel *x* is dedicated to this virtual machine. The *vdev* appearing in the error message has a virtual channel that is equal to the real dedicated channel. Users of dedicated channels are not permitted to link to DASD device(s) where the virtual channel equals the real dedicated channel.

**User Response:** Reissue the LINK command using a different virtual channel address.

**138E Channel *x* [processor *xx*] not attached; insufficient free storage**

**Explanation:** Sufficient free storage could not be acquired to satisfy the attach channel request. The request cannot be satisfied unless all devices on the channel (on the specified processor) can be attached.

**User Response:** Reduce the number of virtual devices in the user configuration. The system programmer may want to allocate more free storage to the system.

**140E *devtype rdev* attached to *userid***

**Explanation:** The device specified is not under CP control but is attached to the specified *userid* for its exclusive control.

**User Response:** Reissue the command; specify only devices under CP control. The operator must detach the device from the specified user in order to make it available to another user.

**141E *devtype rdev* not active**

**Explanation:** The command has not been executed because the device specified was not performing any spooling function.

**User Response:** Reissue the command; specify the correct real device, if necessary.

**142E *devtype rdev* not drained**

**Explanation:** The command has not been executed because the device specified was not in a drained status.

**Operator Response:** Drain the specified device via the DRAIN command, and reissue the command.

**143E *devtype rdev* in use by system**

**Explanation:** The specified device either:

- Is attached to the system, or
- Is performing I/O activity.

**System Action:** The command is not executed.

**Operator Response:**

- For any device other than a 37xx, detach the device if possible, or wait for the I/O activity to cease, and then reissue the command.
- For an active 37xx, the command cannot be executed.
- If a NETWORK DUMP is required, use the 3704/3705 LOAD button to activate automatic dump and reload procedures.
- If a NETWORK LOAD of a 3704/3705 control program other than the active one is required, use the NETWORK DUMP command with the OFF operand to suppress

# DMK

automatic recovery, and then use the subsequent NETWORK LOAD command.

## 144W devtype vdev RESET BY userid

**Explanation:** The HALT command was used to terminate an active channel program and that channel program was associated with a specified virtual device.

**System Action:** The real device is halted and all pending interrupts are cleared from the specified virtual device. The virtual machine then enters CP command mode.

**Programmer Response:** Ensure that a valid channel program was started to the specified virtual device.

**User Response:** IPL the virtual system to continue.

## 145I USERID userid AT rdev WITH INVALID {LINK|LOGON} PASSWORD NO nnn HAS VIOLATED THE LIMIT OF limit

**Explanation:** The installation defined threshold for invalid passwords has been reached by "userid" or "rdev."

rdev - address of terminal being used.  
nnn - current invalid password count.  
limit - current limit.

When the current limit is met, message DMKJRL145I is sent.

If the optional information "[A = auserid]" is present, the message is the result of an AUTOLOG command. In this case "userid" is the userid specified in the AUTOLOG command, and "auserid" is the userid of the issuer of the AUTOLOG.

**Operator Response:** None.

**User Response:** Each installation will have to define the specific action they wish to take when this situation arises. Since the situation is a possible attempt to penetrate the system, it should not be ignored.

## 146I VMDUMP failed; spooling error

**Explanation:** The system was unable to supply the necessary spool file blocks for the VMDUMP.

**System Action:** The VMDUMP request is canceled and any spool file blocks are freed.

**User Response:** Do not reissue the command until spool space is available.

## 147E Channel x [processor xx] not attached; alternate paths defined

**Explanation:** An ATTACH CHANNEL command has been issued to attach channel x (to processor nn). There is at least one device on the specified channel that has an alternate path generated.

**System Action:** The ATTACH CHANNEL command is rejected. The ATTACH CHANNEL command is used to dedicate all the devices on a real channel to a specified virtual machine; the one-to-one correspondence of virtual devices to real devices cannot be maintained if alternate paths to any of the devices are generated.

**Operator Response:** None

## 148E devtype rdev buffer load name failed

**Explanation:** The buffer load cannot be accomplished because of an I/O failure on the specified device, or the I/O task has been reset.

It could also mean that module

DMKUCS, DMKUCB, or DMKUCC has exceeded a page boundary (4K).

**User Response:** Reissue the command, attempting to load the buffer as before. If the problem persists, there is probably a hardware error. Call your system support personnel for assistance.

**149E      DEVICE PATH rdev PRESENTED  
            CC=3 ON I/O REQUEST**

**Explanation:** An I/O operation has found an offline path to a device. The device will appear online to a QUERY command.

**Operator Response:** Make sure the control unit and device switches are on. If all switches are on, a hardware malfunction is probably the cause of this offline condition. Notify your system support personnel.

**System Action:** The I/O operation was started on another path if one exists. If another path does not exist, an unrecoverable error was posted to the calling task for this I/O operation.

**150A      User userid has issued a {CP|VM}  
            read**

**Explanation:** A disconnected user, for whom this user is acting as the secondary user, has issued a console read, or CP has issued a console read on behalf of the disconnected user.

**System Action:** The console read is not actually performed, but a record of it is kept in a queue.

**User Response:** A SEND command must be issued to satisfy the console read.

**151I      DASD vdev not attached; busy  
            persists, IOBSTAT = xx,  
            IOBCSW + 4 = xxxx**

**Explanation:** Following an ATTACH command, the system issued 256 test I/O instructions to the DASD and a busy condition persisted.

**System Action:** The device is not attached.

**User Response:** Use the IOBSTAT with the IOBCSW + 4 status byte to find out what caused the busy condition.

Values	Meaning
IOBSTAT=01 and short control unit IOBCSW + 4 = 7000	busy
IOBSTAT=01 and busy device IOBCSW + 4 = 1000	
IOBSTAT=01 and busy control unit IOBCSW + 4 = 0000	
IOBSTAT=02 and channel or IOBCSW + 4 = 0000	subchannel busy

IOBSTAT=01 and short control unit  
IOBCSW + 4 = 7000    busy  
IOBSTAT=01 and busy device  
IOBCSW + 4 = 1000  
IOBSTAT=01 and busy control unit  
IOBCSW + 4 = 0000  
IOBSTAT=02 and channel or  
IOBCSW + 4 = 0000    subchannel busy

For the first three cases, check for a possible shared control unit or a reserved DASD operating in a shared dasd environment. In all cases, reissued the ATTACH DASD command once the busy condition has been cleared.

**152E      {PFCOPY|PFTAB} NOT  
            AVAILABLE**

**Explanation:** VM/SP does not support COPY or TAB function settings for program function keys on TTY terminals. You can set tabs using appropriate hardware facilities. For the 3101, you can use the PRINT keys instead of the PFCOPY function if a 3102 is attached. See the related hardware publications for the affected device, listed in the preface.

**System Action:** Ignores the PF request.

**User Response:** Do not use the PF keys for COPY or TAB functions.

# DMK

**153E**      **Device {*vdev*|range|channel *x*} exceeds maximum number of virtual devices**

**Explanation:** An attempt was made to create (via LINK, DEFINE, or ATTACH) a virtual device, a range of devices or a channel which would have resulted in the maximum number of virtual devices for the user's virtual machine.

**System Action:** The command is rejected.

**User Response:** Detach a sufficient number of existing virtual devices or channels from the user's virtual machine so that the total number of virtual devices or channels will not exceed the maximum allowable. Then reissue the command or request that the ATTACH be re-attempted.

**154E**      **Device *rdev* VARY failed, VARY in process**

**Explanation:** A VARY command was issued for the specified device (*rdev*) while another VARY command was being processed for that device.

**System Action:** The VARY command is canceled.

**User Response:** Reissue the VARY command.

**157E**      **'CLUSTER=' parameter missing from RDEVICE macro - device *rdev***

**Explanation:** While attempting to network enable a device for line XXX, DMKNET found that there was no cluster specified for the line (RDEVNICK = 0).

**System Action:** Network enable command processing is terminated.

**User Response:** Correct the RDEVICE macro for device XXX by coding the CLUSTER = parameter. If a CLUSTER = parameter is coded, check for an incorrect continuation from the previous line. Ensure that (in the DMKRIO listing for device XXX) the RDEVBLOK contains a label for RDEVNICK.

**158I**      **UCS image name mismatch; image name loaded is *image***

**Explanation:** The UCSB name given in the LOADBUF UCS command does not match the UCSB currently loaded in the printer.

**System Action:** None.

**User Response:** Verify that the correct UCS image name is indicated on the command line. If the name is correct, verify that the band image loaded in the printer is correct.

**159E**      **SPMODE on - cannot unlock Virtual = Real**

**Explanation:** The user is attempting to use the UNLOCK command to unlock pages that are within the V = R region while running an AP/MP configuration with SPMODE set on.

**System Action:** Execution of the command is terminated.

**User Response:** Do not attempt to unlock the V = R region in this environment. It is not possible.

**160E**      **Hexloc *hexloc* exceeds storage**

**Explanation:** The hexadecimal location specified exceeds the storage size. If the hexadecimal location was a virtual address, the address was beyond the range of the virtual machine storage size; if it was a real address, then the

address was beyond the range of the real storage size.

Note that the storage created by a virtual operating system running under VM/SP is beyond the range of the virtual machine storage size. Thus, the virtual region of a VS operating system running under VM/SP, for example, cannot be displayed.

**User Response:** Reenter the command, using only valid hexadecimal locations within the range of the real or virtual storage size.

**161E Shared page hexloc altered by  
userid**

**Explanation:** The operator has issued an STCP (store CP) command for the shared page at hexadecimal location 'hexloc'. This page has just been altered by the currently dispatched user, 'userid', and it therefore will belong solely to 'userid'. Another copy of the shared page will be created at another location for the other users sharing the page before the next user is dispatched. Since it is assumed that the operator wishes to change the contents of the shared page, not the individually-owned page, the STCP command is not executed.

**Operator Response:** If you want to change the contents of the shared segment, use the class A LOCK command with the MAP operand to determine the real address of the page, and then reissue the STCP command with the corrected shared page address. If you want to change the contents of the altered, individually owned page, reissue the STCP command; this time it will be executed.

**162W Invalid ECR *x - xxxxxxxx***

**Explanation:** The virtual machine is running in extended control mode and an attempt has been made to store the reset value specified into the control register specified. The store is completed.

**User Response:** Verify your intention to reset the specified control register before continuing in extended control mode.

**163E STORE exceeds maximum  
register**

**Explanation:** The STORE command has been specified for registers with a number of operands to be stored in contiguous registers, and the number of operands specified would place the store beyond the valid register range.

**System Action:** The system has stored up to and including the maximum register allowed for the store function.

**User Response:** Verify that the STORE command was entered correctly and that the beginning register was correctly specified. If they were not, reissue the STORE command, specifying the correct registers and operands.

**164E Hexloc *hexloc* non-addressable  
storage**

**Explanation:** The hexadecimal address specified with the command lies within a nonaddressable storage range. Nonaddressable storage is storage created by named systems such as VSAM.

**User Response:** Reissue the command, specifying a valid hexadecimal address.

**165I Page *hexloc* not locked; shared page**

**Explanation:** The page user at hexadecimal location "hexloc" cannot be locked because it is a shared page.

**System Action:** The system skips this page and continues to lock any remaining unshared pages in the range specified in the LOCK command.

**User Response:** If more pages are to be locked, the user must reissue the LOCK command specifying unshared pages.

**166E Changed shared page not written to auxiliary storage**

**Explanation:** The store into a shared page has been made, but a copy of the change has not been written to backup storage. The recompute bit is on and no page slot is available. The change may be lost if it is assigned later as a private page.

**User Response:** Provide more paging space.

**168E STATUS *operand* requires ECMODE**

**Explanation:** The virtual machine is not running in extended control mode and an attempt is made to store selected data to virtual machine's low storage locations.

**System Action:** The STORE command is cancelled.

**User Response:** The virtual machine must be in extended control mode and reissue the STORE command.

**169I VARY not performed, device *rdev* not ready**

**Explanation:** A VARY command was issued to a 3480 tape device, which had an outstanding intervention-required condition.

**System Action:** The VARY command is cancelled.

**User Response:** Take appropriate action to make the device ready. Reissue the VARY command.

**170E System *sysname* exceeds storage**

**Explanation:** If this message was issued in the response to the SAVESYS, SET VMSAVE, or IPL command, the system name specified uses a virtual storage size larger than that defined for the virtual machine.

If this message was issued in response to a NETWORK command, the specified 3704/3705 control program is larger than the 3704/3705 storage (as specified by the RDEVICE macro), and the control program image cannot be loaded into the specified 3704/3705.

**User Response:** For any of the above commands, reissue the command, specifying a system name that will fit within the virtual machine storage size. Optionally, redefine the virtual machine storage size using the DEFINE command, and then reissue the command (except for the SET VMSAVE command).

For NETWORK, reissue the command specifying another control program that will fit in the 3704/3705.

**171E System *sysname* valid *valid* not mounted**

**Explanation:** If this message was issued in the response to the SAVESYS or the SET VMSAVE command, the system name cannot be saved because it requires a volume that is not mounted. This may be the volume on which the named system was to be saved or the volume that the saved system needs in order to properly execute once loaded.

If this message was issued in response to the IPL command, the system name cannot be loaded because it requires a volume that is not mounted. This may be the volume that contains the saved system, or the volume that the saved system needs in order to properly execute once loaded.

If this message was issued in response to the SAVENCP command, the volume specified by SYSVOL in the NAMENCP macro in DMKSNT is not currently available.

If this message was issued in response to a NETWORK command, the Network Control Program cannot be loaded because the volume on which it resides is not mounted.

**User Response:** Send a message to the system operator stating which volume is not mounted, and request that he mount the desired volume and attach it to the system. Reissue the command once the operator has verified that the correct volume is mounted and attached.

**172E System *sysname* DASD *vdev* - incompatible SYSRES**

**Explanation:** The system name specified cannot be saved or loaded (via IPL) because the direct access storage device address within the virtual machine's configuration does not match the DASD address and location specified in the name table of the CP system.

**User Response:** No action can be directly taken by the user. Verify that the system name you are trying to save or IPL contains the correct virtual device address and that that virtual device address matches the extent on the required owned volume for that system.

**173E System *sysname* requires DASD *vdev***

**Explanation:** The system name specified with a SAVESYS or IPL command requires that the virtual machine be using a direct access storage device with the specified virtual address.

**User Response:** In the virtual machine configuration, define the required DASD address. Then reissue the command, specifying the correct system name.

**174E Paging error - {I/O|address exception}[: *message*]**

**Explanation:** An paging error was detected; either I/O or addressing exception.

**System Action:** Defined in the 'message' text:

- **Checkpoint area invalidated:** Unable to read checkpoint page. Another message (919) followed describing the system action.
- **Command terminated:** Command terminated before completion of requested functions.
- **IPL failed:** IPL not complete
- **Page not locked:** The lock was not completed on that page.
- **Command complete:** Portions of the requested address range encountered paging errors. A dump has been created.



- **No dump created:** Every page or portions of the requested address range encountered paging errors.

**User Response:** If the message resulted from a warm start or checkpoint processing, notify installation personnel about the DASD I/O error; check the operator response for message 919. Otherwise, reissue the command; if the failure persists, notify the system operator.

**174W      Paging error - I/O: default printer logo will be used**

**Explanation:** An I/O error occurred trying to page DMKBOX into the system to construct the installation-defined printer logo.

**System Action:** Printing continues with default logo.

**User Response:** None required.

**175E      {RESERVE|name} already in use by userid**

**Explanation:** For RESERVE, the RESERVED operand specified in the SET command cannot be applied to the specified user because that function is already in use by the userid identified in the error message.

For name, the VMSAVE area specified is in use by the userid identified.

**User Response:** For RESERVE, turn off RESERVED operand for the user specified in the error message, and reissue the SET command specifying the new userid for the desired function.

For name, send a message to the other user asking him to release the area or issue the QUERY VMSAVE command to find out if any other areas are available.

**176E      Virtual = Real area in use by {userid|system}**

**Explanation:** The UNLOCK VIRT=REAL function could not be executed because the given userid is logged on and occupying the virtual=real area. If the virtual=real area is in use by the system, the virtual=real area has been unlocked and is unavailable for virtual=real use until the system is reloaded.

**User Response:** Request that the user log off, or force the user to log off, and then reissue the command specifying the virtual=real area.

**177E      Parameter exceeds xx characters**

**Explanation:** The PARM option on your IPL statement is followed by a parameter string longer than can be passed to the system to be IPLed. The value of 'xx' specifies the maximum length of the string that can be passed. The largest value 'xx' can have is 64. If the value of 'xx' is less than 64, then the named saved system specified by the IPL command was defined by your installation with a PARMRGS range of less than 16 registers.

**System Action:** The command is not executed. System operation continues.

**User Response:** Reissue the IPL command with not more than 'xx' characters in the parameter string following the PARM option. If you received this message while logging on (LOGON), contact your installation support group.

**178E      System sysname exceeds available DASD space**

**Explanation:** The amount of DASD space reserved by the NAMENCP macro is insufficient to contain both the 3704/3705 control program image and the system control information.

**User Response:** Increase the amount of DASD space reserved by the NAMENCP macro, and reissue the command. Verify that the extra pages required for the system control information were included when the DASD space was assigned.

**179E      System *sysname* valid *valid* not CP-owned**

**Explanation:** The DASD volume specified by SYSVOL in the NAMENCP or NAMESYS macro is currently attached to the VM/SP system, but it is not a CP-owned volume, and therefore is not a valid residence volume for the saved system image.

**User Response:** Ensure that the correct DASD valid was specified in the NAMENCP or NAMESYS macro in DMKSNT, and that the physical DASD volume mounted is the correct volume. Verify that the specified valid is included in the SYSOWN macro in DMKSYS, and reissue the SAVENCP diagnose or the SAVESYS command.

**180E      PER trace not in effect**

**Explanation:** The user has tried to perform an operation on a traceset and no tracesets are defined.

**System Action:** None.

**User Response:** Establish a traceset before trying to perform the operation that caused this message to be issued.

**180W      TRACE not in effect**

**Explanation:** The TRACE END function has been specified and the TRACE function was not in effect.

**User Response:** This is a warning message for information only and no further action is required.

**181E      Shared system *sysname* replaced with non-shared copy**

**Explanation:** The virtual machine has issued the CP commands STORE, ADSTOP or TRACE and the address targeted by the command is referencing a shared named system page. The shared named system is released and a replacement of the named system is made with a nonshared copy.

**User Response:** The virtual machine continues to run but is now running the shared named system in nonshared mode. The user should be aware that total system efficiency decreases as the number of users running with nonshared copies of a shared named system increases. When the user no longer needs his own copy of a nonshared system he should attempt to replace it with a shared copy. In most instances this would mean reload (via IPL) of the shared named system.

**182I      PER trace is active**

**Explanation:** 10,000 PER interrupts have occurred without a display to the terminal. Certain tracing may take longer than others depending on the events and ranges chosen for the trace. This is related to the way that the hardware recognizes a successful PER event. The PER command allows greater selectivity than the hardware for the PER events that are displayed. Therefore, some PER interrupts generated by the hardware are not displayed due to the selectivity of the PER command.

**System Action:** None.

**User Response:** You can prevent this message by issuing the CP command SET IMSG OFF.

183E VM assist not active

**Explanation:** A SET ASSIST ON or a SET ASSIST SVC command was issued. However, the operator deactivated the assist feature for the whole machine. On an Attached Processor system, this message indicates that the assist is not active on any processor, unless the user has affinity set on. If the user has affinity set on, then the message describes the state of the assist for the affinity processor only.

**System Action:** The user description is updated to use the assist feature when the operator activates it for the system.

**User Response:** None.

184E VM assist not available [on processor xx]

**Explanation:** A SET ASSIST or a SET SASSIST command was issued but the hardware assist feature is not available on the indicated processor address. In an Attached Processor system, the response with an optional parameter indicates the assist is not available on either processor. The optional parameter is provided for the SET ASSIST command only if the user has affinity set on, and the assist feature is not available on the affinity processor.

**System Action:** If the assist feature is not available on any processor, execution of the command is terminated. If the assist feature is available on the other processor, the user VMBLOK is updated to use the assist feature when the user resets his affinity.

**User Response:** None.

185E CP assist level nnnn not supported; CP assist disabled

**Explanation:** When VM/SP was loaded, a mismatch was detected between the hardware assist level and the software. Errors might result if the CP assist or the extended virtual machine assist feature were used.

**System Action:** CP assist is set unavailable.

**User Response:** Update the processor or software support to an equivalent level.

186E CP assist not available

**Explanation:** A SET CPASSIST command was issued but Extended Control-Program Support is not available on the processor, or there is a mismatch between the hardware assist level and the software.

**User Response:** None.

187E Timer assist not available

**Explanation:** A SET ASSIST TMR command was issued on a processor that does not have VM/370 Extended Control-Program Support, or on a processor on which virtual machine assist has been temporarily disabled by the operator.

**System Action:** If the processor does not have this support, no further action is taken. If the support is disabled, the bit VMFVTMR is set, so that if the support is enabled at a later time the timer assist will be used (provided the user has issued SET TIMER ON or SET TIMER REAL and does not have TRACE EXT active).

**User Response:** None.

**188E Specified processor unavailable**

**Explanation:** The processor specified in the command is not online. This message is issued in response to the following commands: SET AFFINITY, SET ASSIST, ATTACH CHANNEL, and DETACH CHANNEL. If the command issued was SET AFFINITY ON, the processor in the user directory entry is not online.

**System Action:** The command is rejected.

**Operator Response:** Reissue the command; be sure to specify the address of a processor that is online.

**189E AFFINITY not set, system in uniprocessor mode**

**Explanation:** The requested processor is in use. Since only one processor is being used, the requestor is always executed on that processor.

**User Response:** None.

**190E No AFFINITY specified in directory**

**Explanation:** The SET AFFINITY ON command could not be executed. The user's directory was checked and no affinity specification was found. No affinity was set for the user.

**User Response:** Reissue the command with an explicit processor address, or update the directory entry for the user to include AFFINITY.

**191E Processor xx does not exist**

**Explanation:** Numerous attempts were made to bring processor nn online and it was found that processor xx was not available to the system.

**System Action:** The command is not processed.

**Operator Response:** Reissue the command with the required processor number.

**192E VARY PROCESSOR command failed**

**Explanation:** A VARY PROCESSOR OFFLINE command was issued and one of the following occurred:

- The system is in uniprocessor mode.
- The processor is not online.
- The processor is the main processor and the channel set switching feature was not installed or did not work.

A VARY PROCESSOR ONLINE command was issued and one of the following occurred:

- The system is not generated for attached processor mode.
- The multiprocessor feature is not installed.
- The system is already in attached processor mode.

**System Action:** The command is not processed.

**Operator Response:** None.

# DMK

## 193I PROCESSOR xx ONLINE

**Explanation:** The specified processor is now online and operational.

**System Action:** None.

**Operator Response:** None.

## 194I PROCESSOR xx OFFLINE

**Explanation:** The specified processor is now offline and not being used.

**System Action:** None.

**Operator Response:** None.

## 195A 370E FEATURE UNAVAILABLE ON PROCESSOR xx

**Explanation:** Processor nn has been varied online. (The system has gone from attached processor mode to uniprocessor mode.) The attached processor does not have the 370E hardware feature.

**System Action:** The user is placed in console function mode.

**User Response:** If the 370E feature is needed, a class A user should do the following:

1. Issue the QUERY PROC command to obtain the addresses of the processors online.
2. Set affinity to the processor with the 370E feature (the address appearing first in the QUERY PROC response).
3. Key in "begin" to continue.

All other users should notify the system operator if the 370E feature is still needed. Otherwise, key in "begin" to continue.

## 196E Secondary user not in CP directory

**Explanation:** A user who has specified a secondary user logs on but the secondary userid is not in the CP directory.

**System Action:** Logon continues.

**User Response:** If valid secondary user is desired, add secondary user to CP directory and logon again.

## 197E Secondary user is not available

**Explanation:** Secondary user is either disconnected or not logged on.

**System Action:** DISCONNECT continues normally.

**User Response:** Logon the secondary user if terminal services are required.

## 198W LAST PATH TO DEVICE rdev ON PROCESSOR xx

**Explanation:** A VARY OFFLINE PROCESSOR command has been issued in a multiprocessing configuration; it is being rejected because it would cause the last online path to system-owned device 'rdev' to be lost.

**System Action:** System continues operation in MP mode.

**Operator Response:** In order to vary offline processor xx, a path to device 'rdev' from the other processor will have to be brought online.

## 199E Command rejected; device rdev pending offline

**Explanation:** A command has been issued that would cause device 'rdev' to be activated. The device is pending offline due to a VARY OFFLINE PROC command.

**System Action:** The command is rejected.

**Operator Response:** Reissue the command, specifying a device that will still be online when the VARY OFFLINE PROC command completes.

he can issue the SHUTDOWN command to allow users with the virtual=real option to reclaim the area.

*Note:* System support personnel should be notified that machine check record(s) have been recorded that identify the system's hardware malfunction.

**200E Virtual=Real area not available;  
in use by {userid|system}**

**Explanation:** The virtual=real (V=R) area is not available to the user logging on because another user (identified in the error message), or the system, already has that area. The user logging on is permitted to run as a virtual machine without the use of the virtual=real area.

**User Response:** If the priority of the user logging on warrants the use of the V=R area, the user now occupying the area should log off. The user logging on can then get the virtual=real area by LOGOFF and LOGON or by issuing the DEFINE STORAGE nnnnnk command. However, if the area is in use by SYSTEM, the V=R area has been unlocked and is unavailable for V=R use until the system is reloaded.

**202E Virtual=Real area not available;  
insufficient storage**

**Explanation:** The virtual=real area is not available to the user logging on because:

- The virtual=real area was not generated at system generation time, or
- The virtual=real area is not large enough to contain the virtual machine size defined in the directory for the user logging on.

**User Response:** If the virtual=real area was not generated, no action can be taken. Otherwise, issue the DEFINE STORAGE command to redefine the virtual machine storage size equal to or smaller than the actual virtual=real size that was generated.

**201E Virtual=Real area not available;  
damaged pages**

**Explanation:** The virtual=real area is not available to the user logging on. Machine checks have occurred which identified damaged pages within the V=R area. The user logging on is permitted to run as a standard virtual machine without the use of the virtual=real area.

**User Response:** Notify the system operator that this message has occurred. The system operator can issue the UNLOCK VIRT=REAL command so that CP can use the area for paging, or

**203E Virtual=Real area requires IPL  
by device address**

**Explanation:** A shared system or one that uses discontinuous saved segments cannot be loaded (via IPL) into a virtual machine running in the virtual=real area.

**System Action:** None.

**User Response:** Reissue the IPL command, specifying the address of the device on which a nonshared version of the system resides.

**204E Invalid page(s) specified -  
Virtual = Real area**

**Explanation:** The user is attempting to use the UNLOCK command to unlock pages that are within the V = R region.

**System Action:** Execution of the command is terminated.

**User Response:** Reissue the UNLOCK command with the VIRT = REAL operand or specify pages not within the V = R region.

**206E Cannot connect to host virtual machine**

**Explanation:** User attempted to LOGON through a logical device to a virtual machine that has created a logical device, or to DIAL a logical device to the host virtual machine that created the logical device.

**System Action:** The command is ignored.

**User Response:** DIAL or LOGON to a valid virtual machine.

**208E Printer *rid* not enabled**

**Explanation:** The resource specified cannot be attached because it is not enabled.

**System Action:** None.

**User Response:** Do a 'NET ENABLE resource' or 'NET ENABLE ALL'.

**211E Monitor tape is already active**

**Explanation:** The MONITOR START TAPE command was issued while monitor data collection was already active.

**System Action:** Processing continues.

**User Response:** None required; the Monitor is already active.

**212E Monitor is not active**

**Explanation:** The MONITOR STOP TAPE command was issued while monitor data collection was not active.

**System Action:** Processing continues.

**User Response:** None required.

**213E Monitor CPTRACE is already active**

**Explanation:** The MONITOR START CPTRACE command was issued while the internal trace table was already active.

**System Action:** Processing continues.

**User Response:** None required.

**214E Monitor CPTRACE is not active**

**Explanation:** The MONITOR STOP CPTRACE command was issued when the internal trace table was not active.

**System Action:** None.

**User Response:** None required.

**215E Monitor active, DASTAP cannot be enabled dynamically**

**Explanation:** The MONITOR ENABLE command was issued with the DASTAP class when monitor data collection was active.

**System Action:** None.

**User Response:** The DASTAP class cannot be enabled dynamically. If the DASTAP class is required, stop the monitor, enable the DASTAP class, and then restart the monitor. Otherwise,

reissue the command without the DASTAP class.

**216E      SYSPROF class is dependent on schedule and DASTAP**

**Explanation:** The MONITOR ENABLE command was issued with the SYSPROF class, but without the SCHEDULE and DASTAP classes.

**System Action:** None.

**User Response:** Both the SCHEDULE and DASTAP classes must be specified with the SYSPROF class.

**217E      Monitor tape not started, no class enabled**

**Explanation:** A MONITOR START TAPE command was issued when no classes of data collection were enabled.

**System Action:** The data collection process is not started.

**User Response:** Issue the MONITOR ENABLE command specifying the desired class or classes, and then reissue the MONITOR START TAPE command.

**218E      Monitor not stopped, outstanding I/O**

**Explanation:** A MONITOR STOP TAPE command was issued when the data collector was attempting to recover from an I/O error or was handling an end-of-tape condition.

**System Action:** The command is rejected; however, the monitor tape is stopped by the system because of either the tape I/O error or the end-of-tape condition.

**User Response:** None required.

**219I      End of monitor tape, monitor stopped by system**

**Explanation:** An end-of-tape condition has occurred on the monitor tape.

**System Action:** Two tape marks are written, the tape is rewound and unloaded, and the tape drive is released. Data collection stops and all classes are disabled.

**Operator Response:** If you are not the user who issued the MONITOR command, consult with the person who did. The user may want to mount another tape. If so, reissue the MONITOR ENABLE and MONITOR START TAPE commands.

**220I      Error on monitor tape, monitor stopped by system**

**Explanation:** An uncorrectable I/O error occurred on tape during data collection.

**System Action:** An attempt is made to write a tape mark. The tape is released and data collection stops.

**Operator Response:** If you are not the user who issued the MONITOR START command, consult with the person who did. The user will probably want to mount another tape. If so, reissue the MONITOR ENABLE and MONITOR START TAPE commands.

**221E      Monitor to spool is already active**

**Explanation:** A MONITOR START SPOOL command was issued when the monitor was already running. It may have started automatically according to the SYSMON macro specifications in DMKSYS.

**System Action:** None.

**User Response:** Review the current automatic monitoring specifications in



DMKSYS as defined by the SYSMON macro and make sure that they still meet the daily monitoring needs.

**222E      TIME parameter specifies invalid time**

**Explanation:** A MONITOR TIME command was issued when the specified start or stop time did not conform to the required syntax.

*Note:* The stop time cannot be later than midnight.

**System Action:** MONITOR automatic start and stop times remain unchanged.

**User Response:** Review format of MONITOR TIME command.

**223E      Start time must precede stop time**

**Explanation:** The format of the start and stop times, as issued in a MONITOR TIME command, was correct. However, the start time was not earlier than the stop time.

*Note:* Stop time cannot be later than midnight.

**System Action:** Monitor automatic start and stop times remain the same.

**User Response:** Reissue the command.

**224E      Limit must be between 10 and 50000**

**Explanation:** A MONITOR LIMIT command was issued specifying a spool file maximum record count that was not within the allowed range.

**System Action:** Monitor automatic spool file record count limit remains unchanged.

**User Response:** Reissue the command with the correct LIMIT specification.

**225E      Invalid monitor userid specified, monitor not enabled.**

**Explanation:** The userid specified is not a valid userid in the system. Monitor is not started.

**System Action:** MONITOR is not started.

**User Response:** Reissue the command with a valid userid.

**226E      'FOR' value spans midnight - command invalid**

**Explanation:** A MONITOR TIME FOR command was issued specifying a period of data collection that, when added to the current time, will exceed midnight.

**System Action:** The automatic monitoring start and stop times remain unchanged.

**User Response:** Reissue the command with a smaller FOR specification, or manually start and stop the monitor as needed.

**227E      'FOR' option invalid with AUTODISK off**

**Explanation:** The MONITOR TIME FOR command assumes that automatic monitoring is in effect. (AUTO = YES has been specified in the SYSMON macro or the MONITOR AUTODISK ON command has been issued.)

**System Action:** The TIME specification is ignored and the automatic monitoring start and stop commands remain unchanged.

**User Response:** Issue a MONITOR TIME command and reissue the MONITOR TIME FOR command.

**228E      'FOR' option invalid with monitor  
on**

**Explanation:** If monitoring is currently active, data has already been collected for some time. The MONITOR TIME FOR command in effect says monitoring should be started now and run for the specified time. Therefore, the use of the FOR option when monitoring is already active would give performance data for an unexpected period of time.

**System Action:** Monitoring status is unchanged.

**User Response:** Review your monitoring needs and resolve the conflicts in your previous specifications.

**229I      User of monitor does not exist**

**Explanation:** The user of the monitor specified in the SYSMON macro, does not exist on this system.

**System Action:** The monitor is not automatically started.

**User Response:** Check the specified userid and start the monitor, using the monitor commands, with the correct userid.

**230E      IPL SIO ERROR**

**Explanation:** The START I/O instruction for the initial IPL sequence to the specified device received an unexpected condition code, so the device could not be properly started for the IPL.

**User Response:** Verify that the device type is valid for an IPL simulation and that no unexpected status conditions exist in the device, and reissue the IPL command.

**231E      IPL TIO ERROR**

**Explanation:** The IPL simulator encountered an unexpected condition code when executing a TEST I/O instruction on the specified virtual device.

**User Response:** Verify that the device is valid for IPL operation and that no unexpected status conditions exist in the device, and reissue the IPL command.

**232E      IPL UNIT ERROR; CSW = csw  
SNS = sense**

**Explanation:** During the IPL simulation process, the specified IPL device received an I/O interrupt with an unit check condition.

**User Response:** Examine the CSW and sense bytes to determine the possible cause of the simulation failure. If no equipment checks are present, reissue the IPL command to the specified device.

**233E      IPL OVERLAY ERROR**

**Explanation:** The IPL simulator was about to perform a loading sequence that would have overlaid the simulator itself. In this particular case, the IPL simulator cannot function in the specified virtual machine at its current storage size.

**User Response:** If VMSTOR is less than 256K then increase the size of the virtual machine so that the IPL simulator will load in an area where it will not be overlaid. Otherwise, correct the system being loaded such that it does not utilize address X'20000'. Then reissue the IPL command.

**234E IPL SENSE ERROR**

**Explanation:** A unit check occurred on the IPL device. A SENSE operation was used to get the sense bytes and an unusual condition occurred.

**User Response:** Verify that the device is not malfunctioning and then reissue the IPL command for the required device.

**235I Device *rdev* varied online; unable to establish a path group id for channel path(s) *rdev***

**Explanation:** CP successfully issued Set Path Group ID CCWs to a 3480 device on some but not all channel paths to the device. *cuu* represents the channel path(s) that were unsuccessfully grouped via the Set Path Group ID CCW (e.g., 180, 280, 380)

**System Action:** The failing channel path(s) were marked offline.

**Operator Response:** The device has been marked online even though not all paths to the device are online. Try to vary on the device again to bring the failing paths online.

**236I Device *rdev* VARY failed; unable to establish a path group id for device**

**Explanation:** CP was unable to successfully issue Set Path Group ID CCWs on all channel paths to a 3480 device during vary-on processing. '*rdev*' is the address of the device.

**System Action:** The device is marked offline.

**Operator Response:** Try to vary on the device again. If it cannot be varied online, make sure it has been properly system generated (e.g., a 3420 device has not been generated as a 3480 device.)

**237I Device *rdev* VARY failed; device cannot be assigned**

**Explanation:** CP was unable to successfully issue an Assign CCW to a 3480 device during vary-on processing.

**System Action:** The device is marked offline.

**Operator Response:** Try to vary on the device again.

**238I Device *rdev* varied offline; unassign failed**

**Explanation:** CP was unable to successfully issue an Unassign CCW to a 3480 device during vary-off processing.

**System Action:** The device is marked offline.

**Operator Response:** The device is marked offline, but it may still be assigned to the system. The operator may have to physically unassign the device to permit another system to obtain assignment. Reloading the control unit's microcode is one way to cause the device to be unassigned. This action will also cause all other devices attached to the control unit to be unassigned; it should not be done if other devices are in use.

**239I Printer *rdev* drained; possible FCB-forms mismatch**

**Explanation:** The last file printed contained an imbedded LOAD FCB command. When the system FCB is reloaded at the end of the print, there is no assurance that the paper is still aligned with the FCB.

This message is produced only if all of the following conditions are true:

1. The real printer is a 3211-type device.

2. The printer was started with the CFILEFCB option.
3. The last print file contained at least one LOAD FCB command.

**System Action:** The printer has been drained.

**User Response:** Correct the forms alignment, if necessary, and reissue the START command.

**240E Printer rdev, FCB-forms mismatch; fileid nnnn {held|purged}**

**Explanation:** There is a mismatch between the forms control buffer (FCB) and the forms in the 3800 printer.

**System Action:** Printing is held or suspended. The file is held or purged.

**User Response:** If held, specify correct FCB and release the HOLD on the file. If the file is purged, reenter the correct matching information.

**241E Printer rdev, invalid load module mmmm specified, file nnnn {held|purged}**

**Explanation:** An invalid load module has been specified and the 3800 printer file may be HELD or PURGED.

**System Action:** If an invalid load module was detected in the body of the print file, the file will be placed in a user hold (or, if the PURGE option of the START command was specified, the file will be purged). If an invalid load module was detected in a separator page, the print file is not held or purged, and the printer is drained.

**Operator Response:** If the file was held, specify a correct load module (via

the CHANGE command) and release the user hold. If the printer was drained, START the printer with a correct load module (via the CHARS parameter on the START command).

**242I Printer rdev (3800), intervention required, status code code**

**Explanation:** This message includes all situations where the operator must intervene in the 3800 printer's operation. These situations include, but are *not* limited to the following:

- End of forms
- Stacker full
- Toner supply empty
- Replace developer

All relevant status codes are described in the *3800 Reference Manual* for the 3800 Printing Subsystem Model 1 and the *IBM 3800 Model 3 Printing Subsystem Operator's Guide* for the 3800 Printing Subsystem Model 3.

**System Action:** Printing is suspended.

**Operator Response:** Correct the printer condition by examining the status code or indicators on the printer. Correct the condition and press the RESET and READY buttons on the 3800 printer.

**243E FLASH missing or invalid**

**Explanation:** For 3800 printer operations, the FLASH operand in the CP SPOOL or CHANGE command is missing or invalid.

**System Action:** None.

**User Response:** Reissue the command with a valid FLASH specification.

**244E Image library missing or invalid**

**Explanation:** For 3800 printer operations, the IMAGE operand in the START command is missing or invalid.

**System Action:** None.

**User Response:** Reissue the command with a valid IMAGE specification.

**245E CHARS missing or invalid**

**Explanation:** For 3800 printer operations, the CHARS operand in the CP SPOOL, CHANGE, or START command is missing or invalid.

**System Action:** None.

**User Response:** Reissue the command with a valid CHARS specification.

**246E FCB missing or invalid**

**Explanation:** For 3800 printer operations, the FCB operand in the CP SPOOL, CHANGE, or START command is missing or invalid.

**System Action:** None.

**User Response:** Reissue the command with a valid FCB specification.

**247I 3800 NAMED IMAGE imagelib CREATED**

**Explanation:** The data has been successfully placed in the specified image library.

**System Action:** None.

**User Response:** None.

**248E SPECIFIED IMAGE imagelib NON-EXISTENT**

**Explanation:** The specified 'imagelib TEXT' file was not found.

**System Action:** None.

**User Response:** Correct the erroneous 'imagelib TEXT' file and reissue the command.

**249E ERROR LOADING IMAGE imagelib**

**Explanation:** The 'imagelib TEXT' file caused a LOAD error.

**System Action:** None.

**User Response:** Correct the problem that caused the LOAD error and reissue the command.

**250E 370E feature is not available [on processor xx]**

**Explanation:** System/370 Extended feature or the Extended facility is not installed on the processor, or the user is not in EC mode.

- The 370E parameter was indicated in the user's directory via an OPTION control statement.
- A SET S370E ON command was issued.
- A SET 370E ON command was issued.

**System Action:** Normal processing continues.

**User Response:** None.

**251E 370E feature is not active**

**Explanation:** The System/370 Extended feature of the Extended facility feature is installed on the processor. However, the 370E feature is not enabled for virtual machines.

**System Action:** The feature is enabled for the virtual machine. However, CP will not support 370E until a SET S370E ON command is issued.

**User Response:** Notify a class A user in order that a SET S370E ON command can be issued.

**252I Printer rdev, file nnnn requeued and held**

**Explanation:** An error occurred on a 3800 printer which caused pages to be lost; print files are requeued.

**System Action:** The spool file is removed from the delayed purge queue and placed in the print queue with a system hold.

**Operator Response:** Examine the output to see if file 'nnnn' printed correctly; if this file needs to be reprinted, remove the hold. Then START the printer.

**253E MODIFY missing or invalid**

**Explanation:** For 3800 printer operations, the MODIFY operand in the CP SPOOL or CHANGE command line is missing or invalid.

**System Action:** None.

**User Response:** Reissue the command with a valid MODIFY specification.

**254E ERROR SAVING imagelib; RC = nn**

**Explanation:** An error occurred while saving the named image library.

**Code Reason**

- 4 The named system was not found.
- 8 The named system is currently active.
- 12 The volume for the named system is not CP-owned.
- 16 The volid is not mounted.
- 20 The size of the imagelib being generated is too large for the named system.
- 24 Paging error occurred while processing this request.

**System Action:** None.

**User Response:**

**Code Explanation**

- 4 Use another named system that has been generated.
- 8 DRAIN any 3800 printers that are using the named system and reissue the command.
- 12 Check with the installation manager to find out why the volume is not CP-owned.
- 16 Have the correct volid mounted and reissue the command.
- 20 Make the image smaller or put it into a larger named system.
- 24 Check the named system to determine that it is defined in DMKSNT and that the cylinder actually exists on the volume. Also verify that it has been previously formatted by CP. Reissue the command. If the problem persists, see your IBM support personnel.

# DMK

**255W 370E feature now disabled**

**Explanation:** A class A user has issued a SET 370E OFF command to disable the 370E feature, or the system operator has varied the processor with the 370E feature offline.

**System Action:** All 370E users will enter console function mode on receipt of the message.

**User Response:** Await availability of the 370E feature. Attempts to continue will result in the user being dispatched without the 370E capability.

*Note:* If the 370E feature is no longer needed, key in "begin" to continue.

**256E INSUFFICIENT VIRTUAL STORAGE**

**Explanation:** The defined virtual storage is insufficient.

**System Action:** None.

**User Response:** Define a larger virtual machine, IPL CMS again and reissue the command.

**257E RESIDUAL BYTE COUNT = xxxxxxxx (HEX)**

**Explanation:** This message is preceded by message DMKNMT254E and is issued when the return code in message DMKNMT254E equals 20.

**System Action:** None.

**User Response:** Either define the named system with a larger byte count or decrease the imagelib byte count.

**258I All 3800 data checks will be reflected**

**Explanation:** The DATCK option of the CP DEFINE command is used to define a virtual 3800 printer.

**System Action:** None.

**User Response:** None. This message is used to alert the user that a high overhead simulation of virtual 3800 printer will be used.

**259E SIZE parameters missing or invalid**

**Explanation:** The SIZE keyword is specified and the parameters are either not specified or not valid 3800 printer sizes.

**System Action:** None.

**User Response:** Respecify the SIZE parameters correctly.

**270E Printer xxx, too many WCGMs needed for 'CHARS', file nnnn {held|purged}**

**Explanation:** The collection of character arrangement tables specified in the spool file 'CHARS' requires more WCGMs to be loaded than are available for the 3800 Printing Subsystem.

**System Action:** Printing is held or suspended. The file is held or purged.

**User Response:** If held, specify correct 'CHARS' and release the HOLD on the file. If the file is purged, reenter the correct information.

**272I Printer rdev, 3800 IML occurred**

**Explanation:** A 3800 Printing Subsystem equipment check caused an automatic IML (initial microprogram load) or the 3800 Printing Subsystem Model 3 was manually IMLed. The page buffer contents are destroyed and the page counters are reset. The backup page count cannot be determined.

**System Action:** The spool file is requeued.

**Operator Response:** See message DMK252I.

**273E DETACH rejected; virtual machine tracing I/O**

**Explanation:** A DETACH command was issued while the virtual machine was tracing I/O.

**System Action:** The DETACH is rejected and tracing continues.

**User Response:** Issue 'TRACE END' and reissue the DETACH.

**274E rdev has a mounted volume; MSS task not available to demount it**

**Explanation:** There is a 3330V volume mounted on the rdev. The MSS communicator is not active and the volume cannot be demounted.

**System Action:** Processing continues.

**User Response:** None.

**275E rdev already SYSVIRT**

**Explanation:** The rdev is already defined as a SYSVIRT 3330V device.

**System Action:** The status remains unchanged and the processing continues.

**User Response:** None.

**276E rdev not a 3330V**

**Explanation:** The DEFINE command was issued and the rdev was not a 3330V volume.

**System Action:** No action is taken and processing continues.

**User Response:** None.

**277E Error demounting volume valid**

**Explanation:** CP attempted to demount a 3330V volume, but MSS encountered an error.

**System Action:** The volume is not demounted and processing continues.

**User Response:** None.

**278E Device rdev not a DASD**

**Explanation:** The device specified in the DEFINE command is not a valid DASD volume.

**System Action:** Processing continues.

**User Response:** Reissue the DEFINE command with a valid DASD.

**279E DASD rdev not a VUA**

**Explanation:** The DASD volume specified in the DEFINE command was not a valid MSS device.

**System Action:** Processing is terminated.

**User Response:** Reissue the DEFINE command with a valid MSS device.



# DMK

**280E** *rdev already virtual*

**Explanation:** The rdev is already defined as a VIRTUAL feature.

**System Action:** The status remains unchanged and the processing continues.

**User Response:** None.

**281E** **MSS volume *valid* not linked; demount in progress, retry**

**Explanation:** Volume dsklab has been selected for demount and cannot be linked at this time.

**System Action:** None.

**User Response:** Reissue the link command.

**285E** *userid logging on, try again later*

**Explanation:** A DETACH command was issued by a class B user with the 'FROM userid' option. The userid specified is currently in logon processing.

**System Action:** The DETACH is rejected and processing continues.

**User Response:** Reissue the command; if above message is consistently received, inform your system programmer that the user specified is hung in logon processing.

**286E** *userid logging off, try again later*

**Explanation:** A DETACH command was issued by a class B user with the 'FROM userid' option. The userid specified is currently in logoff or force processing.

**System Action:** The DETACH is rejected and processing continues.

**User Response:** Reissue the command; if above message is consistently received, inform your system programmer that the user specified is hung in logoff/force processing.

**287I** **Printer *rdev*; page buffer destroyed, backup page count = *nnn***

**Explanation:** The page buffer has been destroyed on the 3800 printer.

**System Action:** Printing is suspended.

**Operator Response:** See message DMKRSE252I.

**288E** **LOGON from the initial screen was unsuccessful**

**Explanation:** Data was entered only in the PASSWORD field on the logo screen or the USERID was entered with one or more blanks.

**User Response:** Log on specifying USERID and PASSWORD.

**298E** **userid *vdev* NOT LINKED; REQUEST DENIED**

**Explanation:** The link to the user's virtual device has not been accomplished because the user is unauthorized to issue a LINK to that particular virtual device.

**System Action:** Execution of the command is terminated.

**User Response:** Obtain the appropriate authorization and reissue the LINK command.

**300E Save request beyond virtual machine size**

**Explanation:** When the SAVESYS command was issued, one or more designated saved pages were in the SYSPGNM operand of the NAMESYS macro. These pages are beyond the size of the virtual machine used.

**User Response:** Check the numbers of the pages designated to be saved in the NAMESYS macro. If they are correct, increase the size of the virtual machine before reissuing the SAVESYS command.

**301E Requested file is not a CPTRAP file**

**Explanation:** The requested file exists, but it is not a CPTRAP file.

**System Action:** The command is ignored, TRAPRED has not been started.

**User Response:** Reissue a correct command.

**302E I/O error on 00C - message**

**Explanation:** 'message' can be one of the following:

- device address invalid
- device type invalid
- device busy, not ready, or real
- paging error on spool

A condition code 3 was received while attempting a DIAGNOSE code X'14' operation against a reader file: the result of an I/O error, or the reader changed status since TRAPRED was started.

**System Action:** RC = 3.

TRAPRED is stopped.

**User Response:** Error is most likely due to manipulating the reader files since TRAPRED started.

**303E rdev reader file not locatable**

**Explanation:** A condition code 2 was encountered while attempting a DIAGNOSE code X'14' operation against a reader file.

**System Action:** TRAPRED is stopped.

**User Response:** The error is likely due to manipulating the reader files since TRAPRED started.

**304E CPTRAP is stopping, no input allowed**

**Explanation:** The CPTRAP facility was stopping when a CPTRAP command was received.

**System Action:** The total command line is ignored.

**User Response:** Wait until CPTRAP has stopped, then begin a new CPTRAP run.

**305I {CPTRAP selectivity reset|TRAPRED SELECTIVITY RESET}**

**Explanation:** A (CPTRAP/TRAPRED) subcommand redefined some existing selectivity for typenum.

**System Action:** None. The new selectivity is in force.

**User Response:** None. This message is for information only.

# DMK

## 306E CPTRAP is already active

**Explanation:** CPTRAP allows only one user at a time. This message is sent to a second user who attempts to start CPTRAP.

**System Action:** The total command line is ignored.

**User Response:** Wait until CPTRAP is available.

## 307I CPTRAP {CP|virtual} code interface data ignored

**Explanation:** The CPTRAP facility received a CP or virtual machine interface request with the data field outside of either the virtual machine's storage for a VIRTUAL interface, or the real storage for a CP interface request. The identifier will be CP code or VIRTUAL code; CP indicates that the in-error interface was from CP, and VIRTUAL indicates that the in-error interface was from a virtual machine. 'code' is the individualizing CODE from the interface parameter list.

**System Action:** None. CPTRAP continues without the data.

**User Response:** The data was not included in the file. Start over with the in-error interface corrected.

## 308I CPTRAP data lost

**Explanation:** The CPTRAP facility has lost some data (not added it to the output file) due to the buffers being full or due to an I/O error during system shutdown.

**System Action:** None. CPTRAP continues without the data. For message DMKCKP308I, if the I/O error occurs while attempting to write the

first and only buffer in the CPTRAP SPOOL file, then the CPTRAP SPOOL file is not saved for a system warm start.

**User Response:** Results are unreliable. This file may not have the information you want. Start over with greater selectivity of input.

## 309E Operand ignored; select table full

**Explanation:** The select table can expand to allow 400 entries. This request is for the 401st; it is not accepted.

**System Action:** The preceding operands are accepted, but not the in-error operand or any following operands.

**User Response:** Either do not add any more selectivity, or delete some and then add more selectivity.

## 310E Date date invalid; not changed

**Explanation:** The system date in CP low storage contains invalid data and hence cannot be updated for the midnight date change. The invalid date indicates a possible software system failure since the date is automatically set by the system initialization routine.

**System Action:** The date in low storage is not changed; however, the day of the week is changed and the clocks are set to change the date at midnight in 24 hours.

**Operator Response:** Contact the system programmer at once. Careful use of the STCP command can correct the date set in storage. Notify IBM software support personnel of the problem and supply a dump of CP storage if possible.

**311E Maximum number of trace elements exceeded**

**Explanation:** The processing of this PER command would cause more than 255 trace elements to exist for this user. This message will be issued if the intermediate processing of the trace elements would require more than 255 trace elements to exist even if the end result would be less than 255 elements.

**System Action:** The command is not processed.

**User Response:** Turn off some of the existing trace elements and reissue the command.

**312E More than {8 ranges|1 PASS|1 STEP} specified on a command line**

**Explanation:** More RANGE, PASS, or STEP options than are allowed have been specified on a single PER command line.

**System Action:** The command is not processed.

**User Response:** Reenter the command line with a valid number of RANGE, PASS, or STEP options.

**313E PER failure - code *n***

**Explanation:** One or more of the control blocks needed for PER can no longer be found.

**System Action:** This message is sent to the user. PER TRACE for the user is ended. As many PER control blocks as possible will be released. The values for the PER codes are as follows:

**Code Meaning**

- |   |                            |
|---|----------------------------|
| 1 | Invalid PEXBLOK            |
| 2 | Missing register save area |

- |   |                         |
|---|-------------------------|
| 3 | Missing PERBLOK         |
| 4 | Missing PEXBLOK         |
| 5 | Missing TRACEBACK table |

**User Response:** No user error is involved. You can reissue PER commands, but all previous tracesets are lost.

**314W PER failure - code *n*, userid *userid***

**Explanation:** This message is issued to the operator to indicate that some of the storage used for the PER control blocks cannot be returned to the system because the pointers to those control blocks have been lost. This storage is lost to the system until the system is re-IPLeD.

**System Action:** The PER trace for the user involved is ended. As many PER control blocks as possible will be released. The values for the PER codes are as follows:

**Code Meaning**

- |   |                            |
|---|----------------------------|
| 1 | Invalid PEXBLOK            |
| 2 | Missing register save area |
| 3 | Missing PERBLOK            |
| 4 | Missing PEXBLOK            |
| 5 | Missing TRACEBACK table    |

**User Response:** Contact system support personnel.

**316E Command rejected; LOGMSG/DUMP being updated**

**Explanation:** The SET LOGMSG/DUMP function cannot be updated because a previous LOGMSG/SET DUMP update is in progress.

**System Action:** SET LOGMSG/DUMP is not updated. The SET LOGMSG/DUMP processor will not allow parallel SET LOGMSG/DUMP request.

**User Response:** Retry the rejected SET LOGMSG/DUMP request.

**Operator Response:** None.

**317E CPTRAP terminated due to I/O error**

**Explanation:** An error was encountered while either reading in or writing out a CPTRAP record.

**System Action:** CPTRAP terminates and the existing spool file is closed and checkpointed.

**User Response:** Reissue the command. If the problem persists, there is a possible hardware error. Call your system support personnel for assistance.

**329E rdev improperly genned, device cannot be used as SYSOWN**

**Explanation:** The device type code generated in the RDEVICE macro of DMKRIO does not match the actual code obtained from the RDC data.

**System Action:** System operation continues, but the device is rejected for system use.

**Operator Response:** To use the device as SYSOWN, correct the DEVTYPE operand in the RDEVICE macro of DMKRIO so that it matches the actual device type. Then rebuild the CP nucleus and re-IPL.

**330E Message; Mismatched device types at address rdev**

**Explanation:** The device type code generated in the RDEVICE macro of DMKRIO does not match the actual code obtained from the RDC data.

The message issued is one of the following:

- VARY failed
- Device not mounted

**System Action:** The device is placed in offline status, and system operation continues.

**Operator Response:** Correct the device type code in the RDEVICE macro of DMKRIO so that it matches the actual device type. Then rebuild the CP nucleus and re-IPL.

**331E vdev not {defined|attached|linked|created} - use a {shared|non-shared} VCU instead**

**Explanation:** The requested device cannot be created because the virtual control unit (VCU) is already in use with a conflicting subchannel protocol (SHARED or NONSHARED). You can only mix SHARED and NONSHARED devices on the same VCU if the VCUNOSHR option is present on the directory OPTION statement.

**vdev** - the virtual address intended for the device.

**process** - the process that failed, it could be one of the following:

1. ATTACHED for the ATTACH or NETWORK ATTACH command.
2. DEFINED for the DEFINE command
3. LINKED for the LINK command
4. CREATED for most LOGON processing

**vcutype** - the VCU protocol needed for device 'vdev'. It is one of the following:

1. SHARED, where a shared subchannel is required
2. NONSHARED, where nonshared subchannels are required

**System Action:** As indicated in the message, device 'vdev' is not created. If the device was being moved (DEFINE vdev1 AS vdev2), then the device still exists at its original address.

**User Response:** Your action should depend upon the circumstances of the error.

- LOGON PROCESSING - If this message appears during LOGON, the failing command is located in your user directory entry. Inform your system administrator of this problem. Your system administrator should then correct the CP directory entry for your virtual machine.
- COMMAND PROCESSING - If this message appears in response to a CP command (ATTACH, DEFINE, LINK, NETWORK ATTACH) that you have entered you must: (1) select another device address for this virtual device, or (2) detach all other devices from the virtual control unit and reissue the failing command.

The virtual control unit (VCU) is available for use in either mode (SHARED or NONSHARED) until a device is created. At this point the VCU is defined as SHARED or NONSHARED (to match the attached device) and only those devices that use the same protocol may be added to the VCU. If all devices are removed from the VCU, it is once again available for use in either mode. If a particular configuration is needed and your application does not require SHARED subchannel simulation, the VCUNOSHR option can be used to prevent the subchannel protocol conflict.

Refer to Appendix A in the *VM/SP Planning Guide and Reference* for the list of devices and protocol.

### 350W DASD rdev SYSRES VOLID NOT VOLID

**Explanation:** The volume label on the pack mounted on drive rdev does not agree with the volume label specified during system generation.

**System Action:** The system enters a wait state (wait state code = 010).

**User Response:** Check the SYSRES macro in module DMKSYS to ensure that the disk address and volume label specified are valid.

**Operator Response:** Ensure that the correct volume is mounted on disk drive rdev and present an external interrupt to initiate a retry of the operation.

### 351W DASD rdev SYSRES NOT READY

**Explanation:** The disk drive specified by rdev is not ready. Disk rdev was specified as the SYSRES device in the SYSRES macro in module DMKSYS.

**System Action:** The system enters a wait state (wait state code = 010).

**Operator Response:** Make the device ready and present an external interrupt to initiate a retry of the operation.

### 352W FATAL DASD I/O ERROR

**Explanation:** The system nucleus cannot be written. Probable causes are:

- The disk pack is not formatted properly.
- The disk pack is defective.
- A disk hardware error has occurred.
- The disk is in read-only mode.

**System Action:** The system enters a wait state (wait state code = 011).

**Operator Response:** Use the FORMAT program to reformat the pack. Attempt

to do a new system load. If the trouble persists, try another pack on a different drive. If the trouble still persists, call IBM for hardware support. Obtain the contents of general registers 0, 1, 3, 4, 5, 11, 13, 14, and 15.

### 353W SYSRES DEVICE TYPE INVALID

**Explanation:** The device type specified in the SYSRES macro in module DMKSYS is not valid for system residence.

**System Action:** The system enters a wait state (wait state code = 011).

**User Response:** Verify that the operands specified in the SYSRES macro in module DMKSYS define valid system residence device characteristics.

### 361E LOGOFF/FORCE pending for user *userid*

**Explanation:** One of the following CP Commands was issued for a virtual machine that is in the process of logging off:

AUTOLOG  
FORCE  
LOGON  
QUERY  
QUERY USER

**System Action:** The command ends and no further processing takes place.

**User Response:** If the QUERY or FORCE command was issued, no user action is required. The message indicates that the 'userid' in question is in the process of logging off.

If the LOGON or AUTOLOG command was issued, wait until VM/SP finishes logging off the specified 'userid' and then try to issue the command again. This process can take anywhere from a few seconds to a few minutes.

### 365E Requested language *langid1* is unavailable. Language *langid2* set. RC = *rc*

**Explanation:** You have the language *langid1* specified in your directory entry, but CP cannot get access to the message repository for this language.

**System Action:** The system sets the installation default language (*langid2*) for the user.

**User Response:** This is an installation error. Notify the system administrator and specify the return code that was issued with this message. The return code indicates the specific problem that occurred:

X'4' The DMKSNT entry for the language specified does not exist. The system programmer must specify the appropriate NAMELANG macro in DMKSNT for this language.

X'8' The valid specified in the DMKSNT entry for the language is not a CP-owned volume. The system programmer must ensure a CP-owned volume is specified in the DMKSNT entry generated by the NAMELANG macro for this language.

X'C' The valid specified in the DMKSNT entry for the language is not mounted. The system operator must ensure that the appropriate volume is mounted.

X'14' A paging error occurred during the set operation.

X'1C' The DMKSNT entry for the language was found; however, the langid in this DMKSNT entry does not match the langid in the saved message

repository. The system programmer must ensure that the NAMELANG entries do not specify overlapping areas on DASD.

X'20' The "MSGREP" identifier was not found on the first page of the requested message repository. CP looks for this identifier to determine if a valid message repository is saved. The system programmer must save the appropriate CP message repository.

X'24' No more virtual page buffers are available.

**400I System {temp space|checkpoint area} full**

**Explanation:** All temporary disk cylinders indicate in use (TEMP SPACE). All checkpoint space (CHECKPOINT AREA) is in use.

**System Action:** When paging is required, the system will first examine the preferred paging area. If preferred paging area is full, the system will use temp space, if temp space is full the system may be unable to continue and reIPL will be required. If the request is for spooling space, the system attempts to continue but performance is severely degraded. If temporary disk space becomes full while putting VMDUMP pages out to temporary space, the dump is purged.

If the checkpoint area is full, the system continues without checkpointing. Users attempting to create spool files will have their virtual spooling device made "not ready."

**Operator Response:** Review temporary and page space allocations. Review system usage and take steps to reduce the system load. Spool files should be reviewed. Additional printers may be started to reduce print spool backlog; if

a reader backlog exists, users should be requested to read their files. In addition, you may be able to determine other spool file that can be selectively purged. SPTAPE could be used to dump and restore spool files and reduce system load. Logging off inactive users reduces temporary disk space usage.

**User Response:** If the message resulted from processing a VMDUMP command, purge unwanted dumps on the user reader queue and retry. If still unsuccessful, request the system programmer to free temporary disk space.

**401I System {temp space|checkpoint area} 90 percent full**

**Explanation:** Ninety percent of all temporary disk cylinders (TEMP SPACE) is in use. Ninety percent of all checkpoint space (CHECKPOINT AREA) is in use.

**System Action:** System operation continues.

**Operator Response:** Review system usage and take steps to reduce the system load. Spool files should be reviewed. Additional printers may be started to reduce print spool backlog. If a reader backlog exists, users should be requested to read their files. In addition, you may be able to determine other spool files that can be selectively purged. Logging off inactive users reduces space usage.

**410W CP ENTERED; PAGING ERROR**

**Explanation:** An I/O error occurred during paging. Probable hardware error.

**System Action:** System operation continues. The virtual machine enters CP command mode. If the virtual machine was running disconnected, it is logged off the system.



**User Response:** Reload the virtual system to continue. If the problem persists, notify the system operator.

**411W CP ENTERED; TRANSLATION EXCEPTION WHILE IN NON-EC MODE**

**Explanation:** While running a EC mode virtual machine, a translation exception occurred. Probable CP error.

**System Action:** System operation continues. The virtual machine enters CP command mode. If the virtual machine was running disconnected, it is logged off the system.

**User Response:** Reload the virtual system to continue. If the problem persists, notify IBM support personnel.

**415E CONTINUOUS PAGING ERRORS FROM DASD rdev**

**Explanation:** Unrecoverable errors are being received from the paging device (rdev). This condition is caused by failure of either the paging volume or the paging device. This condition can occur if the paging volume has not been formatted properly.

**System Action:** The system enters a disabled wait state (wait state code = 00F).

**Operator Response:** Along with the System Programmer, try to determine whether the errors are being caused by the paging device or by the paging volume. If the device is failing, disable it and reload (via IPL) the system; call IBM for hardware support. If the volume is failing, try reformatting it. If the error condition recurs, discontinue using that volume and call your system support personnel.

**420E No SVCACCL specified in directory**

**Explanation:** An unauthorized user has attempted to issue the CP SET SVCACCL command. To invoke the SVCACCL support for IX/370 systems running under VM/SP, the SVCACCL parameter must be included in the OPTION control statement for the specified virtual machine.

**System Action:** The system continues without enabling SVCACCL.

**User Response:** Insert the SVCACCL parameter of the OPTION control statement in the directory and reissue the CP SET SVCACCL ON command.

**424E Reader file spool error; file unchanged**

**Explanation:** A paging I/O error occurred while reading or writing a spool file record on a CP spooling device, for the purpose of querying or updating TAG information associated with that spool file.

**System Action:** If the error was encountered while reading, no change has resulted from the user's previous TAG command. If the error was encountered while writing, the results are unpredictable.

**User Response:** Reissue the command. If the problem persists, regenerate the spool file that is in error or call your system support personnel.

**425E I/O error on spool device during accounting**

**Explanation:** A spooling I/O error occurred while the system was writing accounting data to the spooling device.

**System Action:** If the accounting spool file has been previously checkpointed, the file is closed and a

new file started. Otherwise, the file is written using a different spool page.

**User Response:** The closed accounting spool file should be processed. If the I/O error persists, call your system support personnel.

**426E      {Reader|Tape} rdev system spool space full; file purged**

**Explanation:** System input spooling space for the reader or tape at real device address rdev is full.

**System Action:** The file just read is purged and system operation continues.

**Operator Response:** Review system usage and take steps to reduce the system load. Inactive users should be logged off the system. Spool files should be reviewed. Additional printers may be started to reduce print spool backlog. If a reader backlog exists, request that users read their files. In addition, you may be able to determine other spool files that can be selectively purged. After reducing spool file usage, read the file again.

**427I      {Console|Printer|Punch} vdev system spool space full; file closed**

**Explanation:** System spooling space on the device at virtual device address vdev is full. If the message refers to the console, the console spool file has been closed. If it refers to the printer or punch, the printer or punch output file has been closed.

**System Action:** If the console spool file is closed, virtual console spooling stops. The virtual machine continues to execute but without console spooling.

If the printer or punch output file is closed, an intervention-required unit

check condition is returned to the virtual machine, the virtual device is made not ready, and the system continues.

**User Response:** Inform the system operator. An attempt must be made to reduce the paging and spooling load on the system as soon as possible. When spool space is available, issue the SPOOL CONSOLE START command to resume console spooling, or issue the READY command to resume printer or punch spooling.

**428E      {Printer|Punch|Reader|Tape} rdev spool error; file {held|purged}**

**Explanation:** A paging I/O error occurred on the device at real address rdev. This message indicates a DASD error if it was issued from DMKSPS while dumping or loading spool files to or from tape.

**System Action:** If the file that was being processed at the time the I/O error occurred is a printer or punch file, the file is put in HOLD status and system operation continues.

If the file is a reader file, it is purged.

**Operator Response:** If the file is a printer or punch file, try to print or punch it again when spooling activity on the printer or punch is low. The system operator must first take the file out of HOLD status.

If the file is a reader file, reload the file in the reader and retry.

If the file is a tape file, reposition the tape and reissue the command.

If the problem persists, call your system support personnel.

429I {Console|Printer|Punch|Reader}  
vdev spool error; file {held|purged}

**Explanation:** A paging I/O error occurred on the device at virtual address vdev.

**System Action:** If it is a console spool file error, virtual console spooling stops. The virtual machine continues to execute but without console spooling.

If it is a printer or punch spool file error, a unit check condition is sent to the virtual machine to stop the write operation, the file is purged, and the virtual device is made not ready.

If it is a reader file spool error, a unit check condition is sent to the virtual machine to stop the read operation. The file is held. System operation then continues.

**User Response:** For a console file, issue a SPOOL CONSOLE START command and retry the output operation. After ten unsuccessful retries, the entire opened spool file is purged.

For a printer or punch file, issue the READY command to the virtual device and retry the output operation.

For a reader file, try again to read the file.

In any case, if the problem persists, inform the system operator of the incident. The error is probably due to a hardware malfunction. The system operator may advise you to purge the file or may decide to turn the machine over to your system support personnel, depending on the impact of the problem.

430A {Printer|Punch} rdev fatal I/O  
error; now offline, file held

**Explanation:** An unrecoverable I/O error occurred on the printer or punch device at real address rdev.

**System Action:** The failing device is varied offline, the file being processed is put in hold status, and system operation continues.

**Operator Response:** Vary the device rdev online and restart. To process the file that failed, take the file out of hold status. If the problem persists, call your system support personnel.

431A Reader rdev id card missing or  
invalid

**Explanation:** The card just read in the reader at real device address rdev was not a valid ID card. Two formats are acceptable:

- ID userid
- USERID userid

Separator or blank cards are accepted before an ID card; any other card preceding the ID card is invalid.

**Operator Response:** Run out the cards in reader rdev, correct the ID card error, and make the reader ready with the corrected deck in the hopper.

432A Reader rdev id card; userid not in  
CP directory

**Explanation:** The 'userid' specified on an ID card in the reader at real device address rdev is not in the directory.

**System Action:** System operation continues.

**Operator Response:** Run out the cards in reader rdev, correct the ID card error, and make the reader ready with the corrected deck in the hopper.

If the ID card appears valid, check with the system programmer to determine why the userid does not exist in the directory.

**433A Reader rdev id card; invalid data - data**

**Explanation:** The class specified on the ID card in the reader at real device address rdev is incorrect or the name specified is invalid. The 'data' is the information in error on the ID card. If a class is specified, it must be one character, A through Z or 0 through 9. If no class is specified, the default is A. If a name is specified, it must be a 1- to 8-character filename and a 1- to 8-character filetype, or a 1- to 24-character data set name. The fields of the ID card are free form as follows:

ID userid.. CLASS n NAME filename  
filetype

**System Action:** System operation continues.

**Operator Response:** Run out the cards in reader rdev, correct the ID card error, and make the reader ready with the corrected deck in the hopper.

**434A Reader rdev fatal I/O error; file purged**

**Explanation:** An unrecoverable I/O error was encountered on the reader at real device address rdev. The input file was purged.

**System Action:** System operation continues.

**Operator Response:** Run out the cards in reader rdev, make sure the first card is a valid ID card, and make the reader ready.

If the problem persists, call your system support personnel.

**435E Paging error writing saved system**

**Explanation:** A paging error occurred while writing the system to be saved, or the 3704/3705 control program image to be saved, to a DASD volume.

**Note:** The SAVESYS command requires that the DCSS being saved is not attached to or IPL'd by the virtual machine. This error may also occur if you are running with a previously saved DCSS and attempt to save the system.

**System Action:** Execution of the command terminates. The system or control program image is not saved.

**User Response:** Be sure you entered the correct command -- e.g.,

```
IPL nnn
SAVESYS CMS
```

where

nnn is the 3-digit virtual address of the disk that contains the CMS system you created.

Try the command again, since the situation that caused the error may have been temporary. If the problem recurs, check the DASD space allocated to receive the saved system or control program image. This space must be formatted with the CP format program (DMKFMT) and allocated as PERM space.

**436E INTERRUPT PENDING. TO PROCEED, TYPE YES, TO END TYPE NO.**

**Explanation:** In processing the SAVESYS command, the system detected that an I/O interrupt is pending.

**System Action:** If you enter YES, the SAVESYS command continues to save the system but the pending I/O

interrupt(s) are lost. If you enter NO, SAVESYS processing terminates.

**User Response:** Enter YES or NO.

**437E System paging space not available, IPL terminated**

**Explanation:** The IPL command attempted to get a DASD page but none was available.

**System Action:** The command is terminated.

**User Response:** Verify that the proper volumes required for paging and spooling are mounted. Reissue the command.

**438E Device is not available for ATTACH**

**Explanation:** The control program has determined that the device is offline, already dedicated, selected for MSS mount, has minidisk allocated, or volume is already attached to the system.

**System Action:** The control program command that initiated the MSS request will produce a message to indicate the eventual result of the MSS error.

**User Response:** Contact the system operator to ensure that action is underway to correct the MSS error. Reissue the command when the error has been corrected.

**439I Spool fileid limit exceeded**

**Explanation:** All the unique spool file IDs in the system are assigned. The maximum amount of unique spool file IDs is the lesser of either the 9900 system limit or when all the checkpoint slots are taken. For example, if the checkpoint cylinder number is equal to one (1) for a 3330, there are slightly less

than 2000 unique spool file IDs available.

**System Action:** Checkpointing continues but no spool files are created. Users attempting to create spool files will have their spooling device made "not ready."

**Operator Response:** Purge or process existing spool and warn users not to create spool files.

**441E Not accepted; previous backspace still being processed**

**Explanation:** A BACKSPAC command has been entered for a specific unit record output device before the previous BACKSPAC command for the same device has finished.

**System Action:** The command is ignored.

**User Response:** Wait for a few seconds and reissue the BACKSPAC command.

**450W CP entered; disabled wait PSW  
psw**

**Explanation:** The virtual machine loaded a disabled wait PSW, identified by 'psw'.

**System Action:** System operation continues. The virtual machine enters console function mode. If the virtual machine was running disconnected, it is logged off the system.

**Programmer Response:** Examine the PSW portion of the message. Ensure that the program running in the virtual machine has a valid LPSW halt. If not, determine why the PSW loaded was not masked for interrupts.

**User Response:** IPL the virtual system again to continue. You can also refer to "CP Wait State Codes" on page 13 or "Loader Wait State Codes" on page 23.

**452W CP entered; external interrupt loop**

**Explanation:** The user's virtual machine external new PSW is enabled for an interrupt condition that will not be cleared upon acceptance. It is possible to receive an interrupt condition from the CPU Timer and the TOD Clock Comparator that produces this loop.

**System Action:** System operation continues. The virtual machine enters CP command mode. If the virtual machine was running disconnected, it is logged off the system.

**Programmer Response:** Determine why the external interrupt new PSW is enabled for an interrupt condition that will not be cleared upon acceptance (that is, the Timer is not expected to contain a negative value).

**User Response:** IPL the virtual system again to continue.

**453W CP ENTERED; PROGRAM INTERRUPT LOOP**

**Explanation:** A program interrupt occurred at the address specified in the virtual program new PSW while the virtual machine was in basic control mode.

**System Action:** System operation continues. The program interrupt is reflected to the virtual machine and the virtual machine enters console function mode. If the virtual machine was running disconnected, it is logged off the system.

**Programmer Response:** Determine the cause of the program interrupt and ensure that the program new PSW is valid.

**User Response:** Restart the virtual system via the BEGIN command, or reissue the IPL command to continue.

**454I {Line *rdev*|Device *rid*} disabled**

**Explanation:** The line or device has been disabled due to a permanent I/O error, or the operator issued a command that disabled the line.

**System Action:** System operation continues.

**Operator Response:** If the message was issued due to a permanent I/O error on the line, to reactivate the line issue the ENABLE or NETWORK command. You may have to issue the VARY ONLINE command for some device types before CP will accept the ENABLE command.

**455I Line *rdev* not operational; {CC=3|command reject}**

**Explanation:** Condition code 3 or a command reject was received when a START I/O was issued to line '*rdev*'.

**System Action:** System operation continues.

**Operator Response:** For CC=3, verify that the terminal control unit or transmission control unit is enabled for use. If the control unit is properly enabled, but trouble persists, call your system support personnel. For command reject, a command was issued to an unassigned subchannel for 37xx.

**456W CP entered; *sysname* - shared page *hexloc* altered**

**Explanation:** The named system has been altered by the virtual machine. The hexloc is the first changed page detected by the control program. The changed page will be returned to free storage. No other users on the system are affected by this error.

**User Response:** The user may continue by entering the CP command BEGIN.

The virtual machine is now operating in nonshared mode.

**457E Terminal SCRNSAVE unsuccessful**

**Explanation:** TERMINAL CONMODE 3270 SCRNSAVE ON was specified, but the terminal screen could not be completely read into a 40K buffer.

**System Action:** The screen is not saved. CP mode is entered.

**User Response:** Notify your system programmer.

**458I A condition was detected that should not occur. Line xxx will be disabled.**

**Explanation:** The Control Program received an invalid response for the request it issued, creating a condition that may cause a VM abend. This message is a warning that the line will be disabled. An additional message is issued when the line is disabled.

**System Action:** System operation continues.

**Operator Response:** None.

**460E CTRL rdev {load|dump} failed; program check**

**Explanation:** During execution of the loader or dump bootstrap routines in the 3704/3705, a 3704/3705 program check occurred, setting the 'IPL Required' sense bit.

**User Response:** Reissue the command. If the error persists, notify the system programmer of a possible 3704/3705 problem.

**461R CTLR rdev IPL NOT REQUIRED; ENTER 'YES' TO CONTINUE**

**Explanation:** A NETWORK LOAD command or a NETWORK DUMP command was issued for a 3704/3705 that was not in the 'IPL Required' state.

**User Response:** Reply YES to continue the load or dump process. Any other response causes immediate command termination.

**462I CTLR rdev unit check; IPL required**

**Explanation:** The 3704 or 3705 at real address 'rdev' has requested a dump or reload by presenting a unit check to the host processor, and the automatic dump and restart facility is currently off.

**Operator Response:** If the 3704/3705 was active before the failure, issue the NETWORK DUMP command with the IMMED operand to obtain documentation of the failure. Use the NETWORK LOAD command to reload the 3704/3705 with an appropriate 3704/3705 control program. The CMS service program NCPDUMP should be used to print the dump file created by NETWORK DUMP.

**463I CTLR rdev unit check; restart in progress**

**Explanation:** The 3704/3705 at real address 'rdev' has requested a dump or reload by presenting a unit check to the host processor, and the automatic dump/restart facility has been initiated.

**System Action:** If the 3704/3705 was active before the failure, a dump is automatically taken. The 3704/3705 is reloaded (or loaded). Any previously enabled lines or resources are automatically reenabled.

**Operator Response:** Use the CMS service program NCPDUMP to format

and print the 3704/3705 dump if one was created.

When a 3704/3705 Emulation Program is automatically reloaded after a 3704/3705 failure, the system may loop after the restart. The reissuance of this message and the two responses:

```
CTLR xxx DUMP COMPLETE
CTLR xxx ncpname LOAD COMPLETE
```

indicate that the 3704/3705 has been reloaded. If the system loops after the second response, you must reset all emulator lines from the 3704/3705 control panel. The *IBM 3704 Control Panel Guide*, GA27-3086, and the *IBM 3705 Control Panel Guide*, GA27-3087, describe the procedure for resetting emulator lines from the 3704/3705 control panel.

**464I**      **CTLR rdev CC=3; press 3705  
'LOAD' button**

**Explanation:** The 3704 or 3705 at real address 'rdev' has entered the "Hard Stop" condition, indicating a 3704/3705 hardware or software failure.

**System Action:** None.

**Operator Response:** Press the LOAD button on the 3704/3705 control panel. This permits execution of the normal VM/SP recovery mechanism.

**465I**      **LINE TRACE TERMINATED DUE  
TO ERROR**

**Explanation:** No data was returned in the line trace response.

**System Action:** Line tracing is terminated.

**User Response:** None.

**466I**      **CTLR rdev IN BUFFER  
SLOWDOWN MODE**

**Explanation:** This message is issued in addition to the response to a QUERY command if the 37xx control program has entered buffer slowdown mode. Buffer slowdown mode is entered if the 37xx control program has less than 12-1/2 percent of its buffers available, indicating a temporary overload.

**System Action:** Processing continues.

**User Response:** None is necessary; however, if this situation occurs frequently, the storage requirements of the 37xx configuration should be re-examined.

**467W**      **CTLR rdev emulator lines in use  
by system**

**Explanation:** 'rdev' is the real address of the 37xx. The operator dedicated the native address of a 37xx running a PEP system, and one or more of the EP lines is in use by VM/SP.

**System Action:** The ATTACH command is completed; processing continues.

**Operator Response:** None. This message is a warning that the EP lines in use may be affected by the virtual machine to which the 37xx was dedicated.

**468I**      **CTLR rdev communications  
scanner failure**

**Explanation:** During NCP initialization the scanner did not properly enable. The device is left "not ready."

**System Action:** Processing continues.



**469E CTLR rdev {load|dump} failed;  
temp space not available**

**Explanation:** There was not enough temporary space available on the CP system packs to satisfy the spool space request for the 3704/3705 dump processor.

**User Response:** Ensure that enough temporary CP spool space is available and reissue the DUMP command.

**470E CTLR rdev {load|dump} failed;  
paging I/O error**

**Explanation:** An unrecoverable I/O error occurred while reading the page-format image of the 3704/3705 control program (LOAD), or while writing the dump spool file (DUMP) onto a system volume.

**User Response:** Notify the system programmer of a possible error on CP paging packs or DASD device. Reissue the command.

**471E CTLR rdev {load|dump} failed;  
unrecoverable I/O error**

**Explanation:** During execution of NETWORK LOAD or NETWORK DUMP, a unrecoverable I/O error occurred on the 3704/3705 channel adapter.

**User Response:** Reissue the command. If the error persists, notify the system programmer of a possible problem with the 3704/3705 control unit.

**475I FATAL I/O ERROR TRYING TO  
READ  
{DIRECTORY|OVERRIDES}  
FROM *volume***

**Explanation:** The current system directory or overrides could not be read because of an unrecoverable

input/output error. *volume* is the volume label of the CP-owned disk from which it was being read.

**System Action:** The system tries to continue.

If the error occurred while trying to read the directory during system initialization, CP will look (in SYSOWN order) for backup directories. If one is found, it will be used. Otherwise, system initialization will try to proceed using the portion (if any) of the directory that was loaded before the error occurred.

If you were trying to install overrides during system initialization, part of the command overrides may have been applied before this error occurred.

**Operator Response:** Note the system file type and volume label and call your System Programmer or System Administrator. To correct the problem, it may be necessary to repeat the install procedure for the directory or override file.

The error recording area on SYSRES will contain information on the unrecoverable read errors.

**476I SYSTEM  
{DIRECTORY|OVERRIDES}  
LOADED FROM VOLUME *volume***

**Explanation:** This message confirms that the system directory or overrides was successfully loaded. *volume* is the volume label of the CP-owned disk from which it was loaded.

**System Action:** System operation continues.

**Operator Response:** None. If your installation maintains backup directory or override files, however, you should note the volume label of the CP-owned disk for future reference.

**500I**      **devtype rdev devname CMD**  
**REJECT CMD = cm SNS = sense**  
**CSW = csw USERID = userid**  
**[BBCCHH = bbcchh|BLOCK = nnnnnn]**

**Explanation:** An error recovery routine found an unrecoverable command reject I/O error. The "devtype" in the message indicates which error recovery routine it was:

<b>Devtype</b>	<b>Error Recovery Routine</b>
LINE	line
CONS,GRAF	terminal
DASD	disk
PRT,PUN,RDR	spooling
TAPE	tape

The other variables in the message are:

rdev - the unit address of the failing device.  
devname - the device name.  
sense - the sense bytes, in hexadecimal, for the error condition.  
cm - the command code, in hexadecimal, of the Channel Command Word (CCW) being executed when the error occurred.  
csw - the failing channel status word (CSW), in hexadecimal.  
bbcchh - the address (bin, cylinder, and head), in hexadecimal, where the error occurred.  
nnnnnn - the block number where the error occurred.

**System Action:** System operation continues.

**Operator Response:** For all types except DASD, none. For DASD, if this message occurs during IPL from a 3330, 3350, or 3380, make sure the read/write switch on the drive is in the write position. If the message occurs after IPL, no action can be taken.

**501A**      **devtype rdev devname INT REQ**  
**[CMD = cm SNS = sense CSW = csw**  
**USERID = userid**  
**{BBCCHH = bbcchh|**  
**BLOCK = nnnnnn}]**

**Explanation:** An error recovery routine encountered an intervention-required condition on the device specified.

The "devtype" in the message indicates which error recovery routine it was:

<b>Devtype</b>	<b>Error Recovery Routine</b>
LINE	line
DASD	disk
PRT,PUN,RDR	spooling
TAPE	tape

The other variables in the message are:

rdev - the unit address of the failing device.  
devname - the device name.  
sense - the sense bytes, in hexadecimal, for the error condition.  
cm - the command code, in hexadecimal, of the Channel Command Word (CCW) being executed when the error occurred.  
csw - the failing channel status word (CSW), in hexadecimal.  
bbcchh - the address (bin, cylinder, and head), in hexadecimal, where the error occurred.  
nnnnnn - the block number where the error occurred.

**System Action:** System operation continues.

**Operator Response:** For a line error condition, no action can be taken. For all other devices, take appropriate action to make the device ready.

# DMK

If the printer or punch cannot be made ready, to retrieve the active file on the device do the following:

1. Use the FLUSH command to flush the device. (The FLUSH command will not issue a response.)
2. Use the DRAIN command to drain the device. The system varies the device offline and requeues the file on the system printer or punch queue. The file has a system hold status if the HOLD \* was used on the FLUSH command.

**501I** {CONS|PRT|PUN|RDR} rdev  
devname INT REQ [CMD = cm  
SNS = sense CSW = csw  
USERID = userid]

**Explanation:** The terminal error recovery routine (CONS), or the spooling error recovery routine (PRT, PUN, or RDR) found an unrecoverable intervention-required I/O error. The substitutions in the message are as follows:

- rdev - the unit address of the failing device.
- devname - the device name.
- cm - the command code, in hexadecimal, of the channel command word (CCW) being executed when the error occurred.
- sense - the sense bytes, in hexadecimal, for the error condition.
- csw - the failing channel status word (CSW) in hexadecimal.

**System Action:** System operation continues.

**Operator Response:** For the console, none; for the reader, printer, or punch, take appropriate action to make the device ready.

**502I** devtype rdev devname BUSOUT  
CK CMD = cm SNS = sense  
CSW = csw USERID = userid  
[BCCCHH = bbcchh]  
BLOCK = nnnnnn]

**Explanation:** An error recovery routine found an unrecoverable bus-out check I/O error. It could also mean that module DMKUCS, DMKUCB, or DMKUCC has exceeded a page boundary (4K).

The "devtype" in the message indicates which error recovery routine it was.

Devtype	Error Recovery Routine
DASD	disk
CONS,GRAF	terminal
LINE	line
PRT,PUN,RDR	spooling
TAPE	tape

The other variables in the message are:

- rdev - the unit address of the failing device.
- devname - the device name.
- sense - the sense bytes, in hexadecimal, for the error condition.
- cm - the command code, in hexadecimal, of the channel command word (CCW) being executed when the error occurred.
- csw - the failing channel status word (CSW), in hexadecimal.
- bbcchh - the address (bin, cylinder, and head), in hexadecimal, where the error occurred.
- nnnnnn - the block number where the error occurred.

**System Action:** System operation continues.

**Operator Response:** For CONS, DASD, GRAF, LINE, and TAPE, none. For RDR, purge the file and try to read

it again. For printer or punch, take appropriate action to correct the problem. If the printer or punch is to be made ready, do the following to retrieve the active file on the device:

1. Use the FLUSH command to flush the device. (The FLUSH command will not issue a response.)
2. Use the DRAIN command to drain the device. The system varies the device offline and requeues the file on the system printer or punch queue. The file has a system hold status if the HOLD \* was used on the FLUSH command.

If the problem persists, call your system support personnel.

**503I**      **devtype rdev devname EQUIP CK**  
**CMD = cm SNS = sense CSW = csw**  
**USERID = userid**  
**[[BBCCHH = bbcchh|**  
**BLOCK = nnnnnn]]**

**Explanation:** An error recovery routine found an unrecoverable equipment check I/O error. The "devtype" in the message indicates which error recovery routine it was:

Devtype	Error Recovery Routine
CONS,GRAF	terminal
LINE	line
DASD	disk
PRT,PUN,RDR	spooling
TAPE	tape

The other variables in the message are:

- rdev - the unit address of the failing device.
- devname - the device name.
- sense - the sense bytes, in hexadecimal, for the error condition.

- cm - the command code, in hexadecimal, of the channel command word (CCW) being executed when the error occurred.
- csw - the failing channel status word (CSW) in hexadecimal.
- bbcchh - the address (bin, cylinder, and head), in hexadecimal, where the error occurred.
- nnnnnn - the block number where the error occurred.

**System Action:** System operation continues.

**Operator Response:** See note.

*Note:* Because of the buffering of lines in the 3262 printer, lines of data may be lost. The BACKSPAC command can be used to recover the missing lines of data.

**504I**      **devtype rdev devname DATA CK**  
**CMD = cm SNS = sense CSW = CSW**  
**USERID = userid**  
**[[BBCCHH = bbcchh|**  
**BLOCK = nnnnnn]]**

**Explanation:** An error recovery routine found an unrecoverable data check I/O error. It could also mean that module DMKUCS, DMKUCB, or DMKUCC has exceeded a page boundary (4K). The "devtype" in the message indicates which error recovery routine it was:

Devtype	Error Recovery Routine
CONS,GRAF	terminal
LINE	line
DASD	disk
PRT,PUN,RDR	spooling
TAPE	tape

The other variables in the message are:

rdev - the unit address of the failing device.  
 devname - the device name.  
 sense - the sense bytes, in hexadecimal, for the error condition.  
 cm - the command code, in hexadecimal, of the channel command word (CCW) being executed when the error occurred.  
 csw - the failing channel status word (CSW) in hexadecimal.  
 bbcchh - the address (bin, cylinder, and head), in hexadecimal, where the error occurred.  
 nnnnnn - the block number where the error occurred.

**System Action:** System operation continues.

**Operator Response:** None, or take appropriate action to correct the problem. If the problem persists, contact your system support personnel.

505I devtype rdev devname OVERRUN  
 CK CMD = cm SNS = sense  
 CSW = csw USERID = userid  
 [BBCCHH = bbcchh]  
 BLOCK = nnnnnn]

**Explanation:** An error recovery routine found an unrecoverable overrun check I/O error. The "devtype" in the message indicates which error recovery routine it was:

Devtype	Error Recovery Routine
CONS	terminal
DASD	disk
LINE	line
TAPE	tape

The other variables in the message are:

rdev - the unit address of the failing device.

devname - the device name.  
 sense - the sense bytes, in hexadecimal, for the error condition.  
 cm - the command code, in hexadecimal, of the channel command word (CCW) being executed when the error occurred.  
 csw - the failing channel status word (CSW) in hexadecimal.  
 bbcchh - the address (bin, cylinder, and head), in hexadecimal, where the error occurred.  
 nnnnnn - the block number where the error occurred.

**System Action:** System operation continues.

**Operator Response:** None.

506I DASD rdev devname TRKCOND  
 CK CMD = cm SNS = sense  
 CSW = csw USERID = userid  
 BBCCHH = bbcchh

**Explanation:** The disk error recovery routine found an unrecoverable track condition check I/O error. The substitutions in the message are as follows:

rdev - the unit address of the failing device.  
 devname - the device name.  
 sense - the sense bytes, in hexadecimal, for the error condition.  
 cm - the command code, in hexadecimal, of the channel command word (CCW) being executed when the error occurred.  
 csw - the failing channel status word (CSW) in hexadecimal.  
 bbcchh - the address (bin, cylinder, and head), in hexadecimal, where the error occurred.

**System Action:** System operation continues.

**Operator Response:** None.

**507I**      **DASD rdev devname SEEK CK**  
**CMD = cm SNS = sense CSW = csw**  
**USERID = userid**  
**BBCCHH = bbcchh**

**Explanation:** The disk error recovery routine found an unrecoverable seek check I/O error. The substitutions in the message are as follows:

rdev - the unit address of the failing device.  
devname - the device name.  
sense - the sense bytes, in hexadecimal, for the error condition.  
cm - the command code, in hexadecimal, of the channel command word (CCW) being executed when the error occurred.  
csw - the failing channel status word (CSW) in hexadecimal.  
bbcchh - the address (bin, cylinder, and head), in hexadecimal, where the error occurred.

**System Action:** System operation continues.

**Operator Response:** Reply "retry" or "cancel."

**508I**      **{DASD|PRT|PUN|RDR} rdev**  
**devname PERM ERROR**  
**CMD = cm SNS = sense CSW = csw**  
**USERID = userid**  
**[BBCCHH = bbcchh]**

**Explanation:** The disk error recovery routine (DASD) or the spooling error recovery routine (PRT, PUN, or RDR) found an unrecoverable permanent error

condition. The substitutions in the message are as follows:

rdev - the unit address of the failing device.  
devname - the device name.  
sense - the sense bytes, in hexadecimal, for the error condition.  
cm - the command code, in hexadecimal, of the channel command word (CCW) being executed when the error occurred.  
csw - the failing channel status word (CSW) in hexadecimal.  
bbcchh - the address (bin, cylinder, and head), in hexadecimal, where the error occurred.

**System Action:** System operation continues.

**Operator Response:** None.

**509I**      **DASD rdev devname**  
**TRKOVERUN CMD = cm**  
**SNS = sense CSW = csw**  
**USERID = userid**  
**BBCCHH = bbcchh**

**Explanation:** The disk error recovery routine found an unrecoverable track overrun check I/O error. The substitutions in the message are as follows:

rdev - the unit address of the failing device.  
devname - the device name.  
sense - the sense bytes, in hexadecimal, for the error condition.  
cm - the command code, in hexadecimal, of the channel command word (CCW) being executed when the error occurred.  
csw - the failing channel status word (CSW) in hexadecimal.

bbcchh - the address (bin, cylinder, and head), in hexadecimal, where the error occurred.

**System Action:** System operation continues.

**Operator Response:** None.

**510I**      **TAPE rdev devname CONVERT**  
**CK CMD = cm SNS = sense**  
**CSW = csw USERID = userid**

**Explanation:** The tape error recovery routine found an unrecoverable data convert check I/O error. The substitutions in the message are as follows:

rdev - the unit address of the failing device.  
devname - the device name.  
sense - the sense bytes, in hexadecimal, for the error condition.  
cm - the command code, in hexadecimal, of the channel command word (CCW) being executed when the error occurred.  
csw - the failing channel status word (CSW) in hexadecimal.

**System Action:** System operation continues.

**Operator Response:** None.

**511I**      **TAPE rdev devname COMPAT CK**  
**CMD = cm SNS = sense CSW = csw**  
**USERID = userid**

**Explanation:** The tape error recovery routine found an unrecoverable compatibility check I/O error. The substitutions in the message are as follows:

rdev - the unit address of the failing device.  
devname - the device name.  
sense - the sense bytes, in hexadecimal, for the error condition.  
cm - the command code, in hexadecimal, of the channel command word (CCW) being executed when the error occurred.  
csw - the failing channel status word (CSW) in hexadecimal.

**System Action:** System operation continues.

**Operator Response:** None.

**512I**      **TAPE rdev devname LOAD**  
**POINT CMD = cm SNS = sense**  
**CSW = csw USERID = userid**

**Explanation:** The tape error recovery routine found an unrecoverable load point I/O error. The substitutions in the message are as follows:

rdev - the unit address of the failing device.  
devname - the device name.  
sense - the sense bytes, in hexadecimal, for the error condition.  
cm - the command code, in hexadecimal, of the channel command word (CCW) being executed when the error occurred.  
csw - the failing channel status word (CSW) in hexadecimal.

**System Action:** System operation continues.

**Operator Response:** None.

513I {DASD|TAPE} rdev devname  
 FILE PROT CMD = cm SNS = sense  
 CSW = csw USERID = userid  
 [{BBCCHH = bbcchh|  
 BLOCK = nnnnnn}]

**Explanation:** The disk error recovery routine (for DASD) or the tape error recovery routine (for TAPE) found an unrecoverable file protect I/O error. The substitutions in the message are as follows:

rdev - the unit address of the failing device.  
 devname - the device name.  
 sense - the sense bytes, in hexadecimal, for the error condition.  
 cm - the command code, in hexadecimal, of the channel command word (CCW) being executed when the error occurred.  
 csw - the failing channel status word (CSW) in hexadecimal.  
 bbcchh - the address (bin, cylinder, and head), in hexadecimal, where the error occurred.  
 nnnnnn - the block number where the error occurred.

**System Action:** System operation continues.

**Operator Response:** None.

514I DASD rdev devname ADDMRK  
 CK CMD = cm SNS = sense  
 CSW = csw USERID = userid  
 BBCCHH = bbcchh

**Explanation:** The disk error recovery routine found an unrecoverable missing address marker I/O error. The substitutions in the message are as follows:

rdev - the unit address of the failing device.

devname - the device name.  
 sense - the sense bytes, in hexadecimal, for the error condition.  
 cm - the command code, in hexadecimal, of the channel command word (CCW) being executed when the error occurred.  
 csw - the failing channel status word (CSW) in hexadecimal.  
 bbcchh - the address (bin, cylinder, and head), in hexadecimal, where the error occurred.

**System Action:** System operation continues.

**Operator Response:** Reply "retry" or "cancel."

516I devtype rdev devname BAD  
 SENSE CMD = cm SNS = sense  
 CSW = csw USERID = userid  
 [{BBCCHH = bbcchh|  
 BLOCK = nnnnnn}]

**Explanation:** An error recovery routine encountered an error on a sense operation. The "devtype" in the message indicates which error recovery routine it was:

Devtype	Error Recovery Routine
DASD	disk
LINE	line
TAPE	tape

The other variables in the message are:

rdev - the unit address of the failing device.  
 devname - the device name.  
 sense - the sense bytes, in hexadecimal, for the error condition.



# DMK

- cm - the command code, in hexadecimal, of the channel command word (CCW) being executed when the error occurred.
- csw - the failing channel status word (CSW) in hexadecimal.
- bbcchh - the address (bin, cylinder, and head), in hexadecimal, where the error occurred.
- nnnnnn - the block number where the error occurred.

**System Action:** System operation continues.

**Operator Response:** None.

**517I** {LINE|TAPE} rdev devname  
NOT/KNOWN CMD = cm  
SNS = sense CSW = csw  
USERID = userid

**Explanation:** The line error recovery routine (for LINE) or the tape error recovery routine (for TAPE) encountered an error that is considered an impossible condition and must be reported as such. The substitutions in the message are as follows:

- rdev - the unit address of the failing device.
- devname - the device name.
- sense - the sense bytes, in hexadecimal, for the error condition.
- cm - the command code, in hexadecimal, of the channel command word (CCW) being executed when the error occurred.
- csw - the failing channel status word (CSW) in hexadecimal.

**System Action:** System operation continues.

**Operator Response:** None.

**518I** {DASD|TAPE} rdev devname  
RECV ERROR CMD = cm  
SNS = sense CSW = csw  
USERID = userid  
[BBCCHH = bbcchh]

**Explanation:** While attempting recovery, the disk error recovery routine (for DASD) or the tape error recovery routine (for TAPE) encountered an error not associated with the original error. Error recovery cannot be continued. The substitutions in the message are as follows:

- rdev - the unit address of the failing device.
- devname - the device name.
- sense - the sense bytes, in hexadecimal, for the error condition.
- cm - the command code, in hexadecimal, of the channel command word (CCW) being executed when the error occurred.
- csw - the failing channel status word (CSW) in hexadecimal.
- bbcchh - the address (bin, cylinder, and head), in hexadecimal, where the error occurred.

**System Action:** System operation continues.

**Operator Response:** None.

**519I** TAPE rdev devname PE BURST  
CMD = cm SNS = sense CSW = csw  
USERID = userid

**Explanation:** The tape error recovery routine found an unrecoverable phase encode burst I/O error. The substitutions in the message are as follows:

- rdev - the unit address of the failing device.
- devname - the device name.

sense - the sense bytes, in hexadecimal, for the error condition.  
 cm - the command code, in hexadecimal, of the channel command word (CCW) being executed when the error occurred.  
 csw - the failing channel status word (CSW) in hexadecimal.

bbcchh - the address (bin, cylinder, and head), in hexadecimal, where the error occurred.  
 nnnnnn - the block number where the error occurred.

**System Action:** System operation continues.

**Operator Response:** None.

**System Action:** System operation continues.

**Operator Response:** None.

521I devtype rdev devname NO  
 DEVICE CMD = cm SNS = sense  
 CSW = csw USERID = userid

520I devtype rdev devname CHAN  
 ERROR CMD = cm SNS = sense  
 CSW = csw USERID = userid  
 [{BBCCHH = bbcchh}  
 BLOCK = nnnnnn}]

**Explanation:** An error recovery routine encountered an unrecoverable channel I/O error. The "devtype" in the message indicates which error recovery routine it was:

Devtype	Error Recovery Routine
LINE	line
DASD	disk
PRT,PUN,RDR	spooling
TAPE	tape

The other variables in the message are:

rdev - the unit address of the failing device.  
 devname - the device name.  
 sense - the sense bytes, in hexadecimal, for the error condition.  
 cm - the command code, in hexadecimal, of the channel command word (CCW) being executed when the error occurred.  
 csw - the failing channel status word (CSW) in hexadecimal.

**Explanation:** An error recovery routine received a reported error from a device that is not in the system configuration. The "devtype" in the message indicates which error recovery routine it was: The substitutions in the message are as follows:

Devtype	Error Recovery Routine
GRAF	terminal
PRT,PUN,RDR	spooling
TAPE	tape

The other variables in the message are:

rdev - the unit address of the failing device.  
 devname - the device name.  
 sense - the sense bytes, in hexadecimal, for the error condition.  
 cm - the command code, in hexadecimal, of the channel command word (CCW) being executed when the error occurred.  
 csw - the failing channel status word (CSW) in hexadecimal.

**System Action:** System operation continues.

**Operator Response:** None.

# DMK

**522I** TAPE rdev devname ERASE CK  
CMD = cm SNS = sense CSW = csw  
USERID = userid

**Explanation:** The tape error recovery routine found an unrecoverable erase check I/O error. The substitutions in the message are as follows:

rdev - the unit address of the failing device.  
devname - the device name.  
sense - the sense bytes, in hexadecimal, for the error condition.  
cm - the command code, in hexadecimal, of the channel command word (CCW) being executed when the error occurred.  
csw - the failing channel status word (CSW) in hexadecimal.

**System Action:** System operation continues.

**Operator Response:** None.

**523I** TAPE rdev devname CONTROL  
CK CMD = cm SNS = sense  
CSW = csw USERID = userid

**Explanation:** The tape error recovery routine found an unrecoverable control check on a tape. The substitutions in the message are as follows:

rdev - the unit address of the failing device.  
devname - the device name.  
sense - the sense bytes, in hexadecimal, for the error condition.  
cm - the command code, in hexadecimal, of the channel command word (CCW) being executed when the error occurred.  
csw - the failing channel status word (CSW) in hexadecimal.

**System Action:** System operation continues.

**Operator Response:** None.

**524I** PRINTER rdev devname LOAD  
CHECK CMD = cm SNS = sense  
CSW = csw USERID = userid

**Explanation:** An attempt was made to load an invalid buffer to the printer. CMD = FB or F3 indicates an invalid UCS buffer; CMD = 63 indicates an invalid FCB was transmitted to the printer. The substitutions in the message are as follows:

rdev - the unit address of the failing device.  
devname - the device name.  
sense - the sense bytes, in hexadecimal, for the error condition.  
cm - the command code, in hexadecimal, of the channel command word (CCW) being executed when the error occurred.  
csw - the failing channel status word (CSW) in hexadecimal.  
userid - associated userid, if any, that performed the I/O operation.

**System Action:** System operation continues. If the LOAD CHECK is encountered during printing, the printer is drained and the file is put in SYSTEM HOLD.

**Operator Response:** Retry the operation. If encountered during printing and the message is due to an invalid FCB image (CMD = 63), send the file to a printer that will accept the image, or NOOP the command (for example, 3211 type printer started with the DEFFCB option).

525I {GRAF|RDR|PRT|PUN} rdev  
devname FORMAT CK CMD = cm  
SNS = sense CSW = csw  
USERID = userid

**Explanation:** The terminal error recovery routine (for GRAF) or the spooling error recovery routine (for RDR, PRT, or PUN) encountered a format error on a write RCE (Read Column Eliminate) command. The substitutions in the message are as follows:

rdev - the unit address of the failing device.  
devname - the device name.  
sense - the sense bytes, in hexadecimal, for the error condition.  
cm - the command code, in hexadecimal, of the channel command word (CCW) being executed when the error occurred.  
csw - the failing channel status word (CSW) in hexadecimal.

**System Action:** System operation continues.

**Operator Response:** Retry the operation.

526I TAPE rdev devname DSE  
FAILED CMD = cm SNS = sense  
CSW = csw USERID = userid

**Explanation:** A data security erase operation has failed to complete successfully, causing a timeout condition to exist on communication lines. The substitutions in the message are as follows:

rdev - the unit address of the failing device.  
devname - the device name.

sense - the sense bytes, in hexadecimal, for the error condition.  
cm - the command code, in hexadecimal, of the channel command word (CCW) being executed when the error occurred.  
csw - the failing channel status word (CSW) in hexadecimal.

**System Action:** System operation continues.

**Operator Response:** Activate the reset and load-rewind buttons on the failing device and restart the job.

527I {LINE|CONS} rdev devname  
LOST DATA CMD = cm  
SNS = sense CSW = csw  
USERID = userid

**Explanation:** The line error recovery routine (for LINE) or the terminal error recovery routine (for CONS) found an unrecoverable lost data I/O error. The substitutions in the message are as follows:

rdev - the unit address of the failing device.  
devname - the device name.  
sense - the sense bytes, in hexadecimal, for the error condition.  
cm - the command code, in hexadecimal, of the channel command word (CCW) being executed when the error occurred.  
csw - the failing channel status word (CSW) in hexadecimal.

**System Action:** System operation continues.

**Operator Response:** None.

# DMK

**528I** {LINE|CONS} rdev devname  
TIMEOUT CMD = cm SNS = sense  
CSW = csw USERID = userid

**Explanation:** The line error recovery routine (for LINE) or the terminal error recovery routine (for CONS) determined that problems causing a timeout condition exist on communication lines. The substitutions in the message are as follows:

rdev - the unit address of the failing device.  
devname - the device name.  
sense - the sense bytes, in hexadecimal, for the error condition.  
cm - the command code, in hexadecimal, of the channel command word (CCW) being executed when the error occurred.  
csw - the failing channel status word (CSW) in hexadecimal.

**System Action:** System operation continues.

**Operator Response:** None.

**529I** {GRAF|RDR|PRT|PUN} rdev  
devname PARITY CK CMD = cm  
SNS = sense CSW = csw  
USERID = userid

**Explanation:** The terminal error recovery routine (for GRAF) or the spooling error recovery routine (for RDR, PRT, or PUN) found an unrecoverable parity check I/O error. The substitutions in the message are as follows:

rdev - the unit address of the failing device.  
devname - the device name.  
sense - the sense bytes, in hexadecimal, for the error condition.

cm - the command code, in hexadecimal, of the channel command word (CCW) being executed when the error occurred.  
csw - the failing channel status word (CSW) in hexadecimal.

**System Action:** System operation continues.

**Operator Response:** None.

**530I** GRAF rdev devname UNIT SPEC  
CMD = cm SNS = sense CSW = csw  
USERID = userid

**Explanation:** The terminal error recovery routine found an unrecoverable device-detected error. The substitutions in the message are as follows:

rdev - the unit address of the failing device.  
devname - the device name.  
sense - the sense bytes, in hexadecimal, for the error condition.  
cm - the command code, in hexadecimal, of the channel command word (CCW) being executed when the error occurred.  
csw - the failing channel status word (CSW) in hexadecimal.

**System Action:** System operation continues.

**Operator Response:** None.

**531I** GRAF rdev devname CNTRL CK  
CMD = cm SNS = sense CSW = csw  
USERID = userid

**Explanation:** The terminal error recovery routine found an unrecoverable error. The addressed device failed to perform a specified

operation or respond to the control unit within a specified period of time. The substitutions in the message are as follows:

- rdev - the unit address of the failing device.
- devname - the device name.
- sense - the sense bytes, in hexadecimal, for the error condition.
- cm - the command code, in hexadecimal, of the channel command word (CCW) being executed when the error occurred.
- csw - the failing channel status word (CSW) in hexadecimal.

**System Action:** System operation continues.

**Operator Response:** None.

**532I      GRAF rdev devname OP CHECK  
          CMD = cm SNS = sense CSW = csw  
          USERID = userid**

**Explanation:** The terminal error recovery routine found an unrecoverable error. The control unit has received a valid command or order that it cannot execute. The substitutions in the message are as follows:

- rdev - the unit address of the failing device.
- devname - the device name.
- sense - the sense bytes, in hexadecimal, for the error condition.
- cm - the command code, in hexadecimal, of the channel command word (CCW) being executed when the error occurred.
- csw - the failing channel status word (CSW) in hexadecimal.

**System Action:** System operation continues.

**Operator Response:** None.

**533I      DASD rdev devname CHECK  
          DATA CMD = cm SNS = sense  
          CSW = csw USERID = userid  
          BLOCK = nnnnnn**

**Explanation:** The FB-512 error recovery routine encountered an unrecoverable check data error. The substitutions in the message are as follows:

- rdev - the unit address of the failing device.
- devname - the device name.
- sense - the sense bytes, in hexadecimal, for the error condition.
- cm - the command code, in hexadecimal, of the channel command word (CCW) being executed when the error occurred.
- csw - the failing channel status word (CSW) in hexadecimal.
- nnnnnn - the block number where the error occurred.

**System Action:** System operation continues.

**Operator Response:** None.

**534I      DASD rdev devname BKSIZE EX  
          CMD = cm SNS = sense CSW = csw  
          USERID = userid BLOCK = nnnnnn**

**Explanation:** The FB-512 error recovery routine encountered an unrecoverable error. The substitutions in the message are as follows:

- rdev - the unit address of the failing device.
- devname - the device name.
- sense - the sense bytes, in hexadecimal, for the error condition.

# DMK

- cm - the command code, in hexadecimal, of the channel command word (CCW) being executed when the error occurred.
- csw - the failing channel status word (CSW) in hexadecimal.
- nnnnnn - the block number where the error occurred.

**System Action:** System operations continues.

**Operator Response:** None.

535I      **DASD rdev devname WR INHIBT**  
          **CMD = cm SNS = sense CSW = csw**  
          **USERID = userid BLOCK = nnnnnn**

**Explanation:** The FB-512 error recovery routine encountered an unrecoverable error. The substitutions in the message are as follows:

- rdev - the unit address of the failing device.
- devname - the device name.
- sense - the sense bytes, in hexadecimal, for the error condition.
- cm - the command code, in hexadecimal, of the channel command word (CCW) being executed when the error occurred.
- csw - the failing channel status word (CSW) in hexadecimal.
- nnnnnn - the block number where the error occurred.

**System Action:** System operations continues.

**Operator Response:** None.

536I      **rdev devname reports disabled**  
          **interface; fault code = code; notify**  
          **CE**

**Explanation:** Unit check has occurred on an FB-512 or count-key-data I/O request to a Director Module indicating that a permanent error has occurred on the companion Director Module. The sense data indicates Alternate Interface Disabled. (Sense byte 1, bit 3.) The substitutions in the message are as follows:

- rdev - device address on which the error was reported.
- code - fault symptoms code obtained from the sense data that will be used by the CE to locate the failing component.

**System Action:** The system logs the error and retries the I/O request. This retry should succeed since it is another control unit that failed.

**User Response:** Notify your service personnel.

538I      **DASD rdev devname PROG**  
          **ERROR CMD = cmd SNS = sense**  
          **CSW = csw USERID = userid**

**Explanation:** An error recovery routine encountered an unrecoverable programming error on a request for control program I/O. The substitutions in the message are as follows:

- rdev - the unit address of the failing device.
- devname - the device name.
- sense - the sense bytes, in hexadecimal, for the error condition.
- csw - the failing channel status word (CSW) in hexadecimal.

**System Action:** System operation continues.

**Operator Response:** Notify the system programmer of an error in a channel program in the control program.

539I      **TAPE rdev devname BOT FAIL**  
**CMD = cm SNS = sense CSW = csw**  
**USERID = userid**

**Explanation:** The tape error recovery routine found an unrecoverable beginning of tape fail I/O error. The substitutions in the message are as follows:

rdev - the unit address of the failing device.  
devname - the device name.  
cm - the command code, in hexadecimal, of the channel command word (CCW) being executed when the error occurred.  
sense - the sense bytes, in hexadecimal, for the error condition.  
csw - the failing channel status word (CSW) in hexadecimal.

**System Action:** System operation continues.

**Operator Response:** None

540I      **PRINTER rdev devname MAINT**  
**REQ CMD = cm SNS = sense**  
**CSW = csw USERID = userid**

**Explanation:** Maintenance of the printer is required. Performance of the printer may be degraded. The message is intended to warn the operator before the problem becomes critical. The substitutions in the message are as follows:

rdev - the unit address of the failing device.  
devname - the device name.  
sense - the sense bytes, in hexadecimal, for the error condition.

cm - the command code, in hexadecimal, for the error condition  
csw - the failing channel status word (CSW) in hexadecimal.  
userid - associated userid, if any, that performed the I/O operation.

**System Action:** None. Printing operations on the device continue.

**Operator Response:** Schedule maintenance as soon as possible.

546I      **Interruption {cleared|pending};**  
**{device|control unit} rdev, CSW**  
**csw, userid userid**

**Explanation:** If PENDING appears in the message text, the missing interrupt handler has found device end pending for device rdev for more than the specified time period. The condition cannot be corrected. If CLEARED appears in the message text, the missing interrupt handler has corrected the missing interrupt condition. The device remains operational. The substitutions in the message are as follows:

rdev - real device address or control unit address (path used by IOS)  
csw - last half of the csw of the last I/O operation  
userid - associated userid, if any, that performed the I/O operation

**System Action:** This message is issued to alert the operator of a possible error condition. If the missing interrupt handler is able to correct the condition the device remains operational. If the missing interrupt handler is unable to correct the condition, manual intervention is required.

The time interval for each device class is specified in the SYSMIH macro. If the device is still inoperative after the



initial message is issued, another message will be issued every two time intervals.

**Operator Response:** If PENDING appears in the message text, manual action may be required to free the device. Examine device rdev for hardware malfunctions such as the SELECT light on for a tape, or the SELECT LOCK light on for disk devices. Check control or switching units for proper connection. If the userid is available issue a warning message to the user making him aware of the problem. If no apparent hardware problem is found, issue the HALT command to free the device.

**547E Missing interrupt monitoring not available**

**Explanation:** The SET MITIME command was issued and the missing interrupt handler module, DMKDID, was not in the system.

**System Action:** None.

**User Response:** Add the missing interrupt module DMKDID to the load list. Then regenerate the CP nucleus, reload and re-IPL the system.

**550E Error recording area 90 percent full; run CPEREP**

**Explanation:** The error recording area specified in the message is 90% full. This message is a warning to prevent loss of error records.

**System Action:** System operation continues.

**Operator Response:** Run the CPEREP program to print the records on the affected area, and then clear the area. Save the printed output for your system support personnel.

**551E Error recording area full; run CPEREP**

**Explanation:** The error recording area specified in the message is full. Further errors of that type cannot be recorded.

**System Action:** System operation continues, but no I/O errors, or machine check and channel check errors, are recorded.

**Operator Response:** Run the CPEREP program to print the error records that are on the error recording area that is full, and then clear the area. Save the printed output for your system support personnel.

**552I Formatting error recording area**

**Explanation:** The error recording area was not in the proper format, so it is now being rewritten in the correct CP format. This should only occur at the first IPL of a new system with a new error recording area. If this message appears at other times, it is probably due to a hardware error.

**System Action:** System operation continues.

**Operator Response:** If you did not expect this formatting to take place, ensure that the allocation of the system volume does not overlap cylinders or disk space and then call your system support personnel.

**553I Error recording area cleared; user *userid***

**Explanation:** DMKIOG has been invoked by user 'userid' to clear the error recording area specified in the message. Error recording in that area is reenabled.

**System Action:** System operation continues.

**Operator Response:** None.

**558I Unrecoverable I/O error; error recording disabled**

**Explanation:** Unrecoverable input/output errors were encountered while trying to read or write in the error recording area at system initialization time. Error recording has been disabled. Probable hardware error.

**System Action:** System operation continues but error recording is not being done.

**Operator Response:** System operation without error recording is not recommended. Whenever possible, try to restart the system, with the system disk on another drive. If the problem persists, call your system support personnel.

**559W SRF rdev not accessible: frames not on error cylinders**

**Explanation:** One of the following conditions has occurred on a 3031, 3032, or 3033 processor:

1. SRF is not included in DMKRIO.
2. The service support console is configured for diagnostics, remote hook-up, or program frame. The console is not in SRF mode. (Only one of the two SRF devices of a 3036 console is accessible at any given time by VM/SP control program. Therefore, if both SRF devices of a 3036 are specified on the RIOGEN macro at system generation, then during initialization of the error recording cylinders message DMKIOH559W will be issued for *one* of these SRF devices. Since both SRF devices of a 3036 console contain identical frame data, only one SRF per 3036 need to be successfully accessed during error recording initialization. If message

DMSIOH559W is received for only one of the SRF devices of a 3036 console - and both were specified on the RIOGEN macro - no user action is necessary.)

3. The system is running in degraded mode. (Only one console station is operational.)

**System Action:** Processing continues. System will run, EREP data is collected. Reports are unformatted.

**User Response:**

1. Reassemble DMKRIO with the proper address for the 7443 devices and include "SRF=" on the RIOGEN macro, refer to the *VM/SP Planning Guide and Reference*.
2. Wait until the service support console is available. Enable the I/O interface. Select SRF mode from the C1 frame by activating the SRF (A2). (On the 3032, the SRF appears disabled until it is accessed.) VARY ON the SRF. Attach the SRF. Rerun CPEREP CLEARF. Refer to the *3033 Processor Complex Operating Procedures*, GC38-0031.
3. Rerun CPEREP when both console stations are operational, generate reports then run CPEREP CLEARF to clear and obtain the frame records.

**560W Errors on SRF rdev: frames not on error cylinders**

**Explanation:** A permanent I/O error was encountered during an I/O operation with SRF 'rdev'. The SRF 'rdev' frames are not placed on the error recording cylinders or in the error recording area.

**System Action:** Processing continues.

**Operator Response:** After the cause of the error has been corrected, run

CPEREP with the CLEARF parameter specified to clear the area. This will cause the frames to be placed in the error recording area.

**561W More than 50 MCH or CCH frames were read from SRF rdev**

**Explanation:** The maximum number of frames of one type has been exceeded.

- There is an error in the Service Processor when responding to I/O requests to the SRF, or
- The last engineering change has provided a set of frames larger than the maximum number expected.

**System Action:** The first 50 frames read will be accepted as valid and will be written to the error recording area.

**Operator Response:** Processing of MCH or CCH records by 50 frames may result in an incomplete or erroneous edit of logout information. Call IBM Field Engineering for support.

**575I I/O ERROR ADD = rstor, USERID = userid**

**Explanation:** The VM/SP error recording interface has determined that a permanent or temporary I/O error has occurred on a virtual machine. This message also appears when VM/SP error routines are invoked for recording counter and buffer overflow statistics for various devices, for recording amounts, and for recording general statistical data.

**System Action:** System operation continues.

**Operator Response:** Run CPEREP to document the error. If the problem persists, call your system support personnel.

**580I TAPE rdev devname NO ERR SNS  
CMD = cm SNS = sense CSW = csw  
USERID = userid**

**Explanation:** A sense command was issued with no outstanding unit check. The substitutions in the message are as follows:

- rdev - the unit address of the failing device.
- devname - the device name.
- sense - the sense bytes, in hexadecimal, for the error condition.
- cm - the command code, in hexadecimal, of the channel command word (CCW) being executed when the error occurred.
- csw - the failing channel status word (CSW) in hexadecimal.

**System Action:** System operation continues.

**Operator Response:** None.

**581I TAPE rdev devname DISPLAY CK  
CMD = cm SNS = sense CSW = csw  
USERID = userid**

**Explanation:** A LOAD DISPLAY command was issued to a drive while the cartridge was being loaded. The substitutions in the message are as follows:

- rdev - the unit address of the failing device.
- devname - the device name.
- sense - the sense bytes, in hexadecimal, for the error condition.
- cm - the command code, in hexadecimal, of the channel command word (CCW) being executed when the error occurred.
- csw - the failing channel status word (CSW) in hexadecimal.

**System Action:** System operation continues.

**Operator Response:** None.

582I      **TAPE rdev devname WRITEID**  
**CK CMD = cm SNS = sense**  
**CSW = csw USERID = userid**

**Explanation:** The format identification mark could not be successfully written at the beginning of the tape. The substitutions in the message are as follows:

rdev - the unit address of the failing device.  
devname - the device name.  
sense - the sense bytes, in hexadecimal, for the error condition.  
cm - the command code, in hexadecimal, of the channel command word (CCW) being executed when the error occurred.  
csw - the failing channel status word (CSW) in hexadecimal.

**System Action:** System operation continues.

**Operator Response:** None.

583I      **TAPE rdev devname BUFF**  
**ERROR CMD = cm SNS = sense**  
**CSW = csw USERID = userid**

**Explanation:** A control unit buffer memory error has been detected, and part of the buffer has been unusable. The substitutions in the message are as follows:

rdev - the unit address of the failing device.  
devname - the device name.  
sense - the sense bytes, in hexadecimal, for the error condition.

cm - the command code, in hexadecimal, of the channel command word (CCW) being executed when the error occurred.  
csw - the failing channel status word (CSW) in hexadecimal.

**System Action:** System operation continues.

**Operator Response:** None.

584I      **TAPE rdev devname NOT**  
**CAPABL CMD = cm SNS = sense**  
**CSW = csw USERID = userid**

**Explanation:** The format identification burst at beginning of tape could not be read. The substitutions in the message are as follows:

rdev - the unit address of the failing device.  
devname - the device name.  
sense - the sense bytes, in hexadecimal, for the error condition.  
cm - the command code, in hexadecimal, of the channel command word (CCW) being executed when the error occurred.  
csw - the failing channel status word (CSW) in hexadecimal.

**System Action:** System operation continues.

**Operator Response:** None.

585I      **TAPE rdev devname TAPE VOID**  
**CMD = cm SNS = sense CSW = csw**  
**USERID = userid**

**Explanation:** A read-type operation was in progress, and no data blocks were found on the tape. The substitutions in the message are as follows:

rdev - the unit address of the failing device.  
 devname - the device name.  
 sense - the sense bytes, in hexadecimal, for the error condition.  
 cm - the command code, in hexadecimal, of the channel command word (CCW) being executed when the error occurred.  
 csw - the failing channel status word (CSW) in hexadecimal.

**System Action:** System operation continues.

**Operator Response:** None.

586I **TAPE rdev devname TENSION**  
**CMD = cm SNS = sense CSW = csw**  
**USERID = userid**

**Explanation:** The drive encountered an error that caused a loss of tension on the tape. The substitutions in the message are as follows:

rdev - the unit address of the failing device.  
 devname - the device name.  
 sense - the sense bytes, in hexadecimal, for the error condition.  
 cm - the command code, in hexadecimal, of the channel command word (CCW) being executed when the error occurred.  
 csw - the failing channel status word (CSW) in hexadecimal.

**System Action:** System operation continues.

**Operator Response:** The drive may have to be unloaded manually.

587I **TAPE rdev devname LENGTH CK**  
**CMD = cm SNS = sense CSW = csw**  
**USERID = userid**

**Explanation:** The tape inside the cartridge is not the correct length. The substitutions in the message are as follows:

rdev - the unit address of the failing device.  
 devname - the device name.  
 sense - the sense bytes, in hexadecimal, for the error condition.  
 cm - the command code, in hexadecimal, of the channel command word (CCW) being executed when the error occurred.  
 csw - the failing channel status word (CSW) in hexadecimal.

**System Action:** System operation continues.

**Operator Response:** None.

588I **TAPE rdev devname PHYS EOT**  
**CMD = cm SNS = sense CSW = csw**  
**USERID = userid**

**Explanation:** A command was executing when physical end of tape was encountered. The substitutions in the message are as follows:

rdev - the unit address of the failing device.  
 devname - the device name.  
 sense - the sense bytes, in hexadecimal, for the error condition.  
 cm - the command code, in hexadecimal, of the channel command word (CCW) being executed when the error occurred.  
 csw - the failing channel status word (CSW) in hexadecimal.

**System Action:** System operation continues.

**Operator Response:** None

**589I** TAPE rdev devname BKW AT  
BOT CMD = cm SNS = sense  
CSW = csw USERID = userid

**Explanation:** Beginning of Tape was encountered while executing a backward-type command. The substitutions in the message are as follows:

rdev - the unit address of the failing device.  
devname - the device name.  
sense - the sense bytes, in hexadecimal, for the error condition.  
cm - the command code, in hexadecimal, of the channel command word (CCW) being executed when the error occurred.  
csw - the failing channel status word (CSW) in hexadecimal.

**System Action:** System operation continues.

**Operator Response:** None.

**590I** TAPE rdev devname UNLOAD  
ERR CMD = cm SNS = sense  
CSW = csw USERID = userid

**Explanation:** A cartridge was manually unloaded. The substitutions in the message are as follows:

rdev - the unit address of the failing device.  
devname - the device name.  
sense - the sense bytes, in hexadecimal, for the error condition.

cm - the command code, in hexadecimal, of the channel command word (CCW) being executed when the error occurred.  
csw - the failing channel status word (CSW) in hexadecimal.

**System Action:** System operation continues.

**Operator Response:** None.

**591I** TAPE rdev devname NO RECORD  
CMD = cm SNS = sense CSW = csw  
USERID = userid

**Explanation:** The tape could not be positioned in front of the block/tape mark requested by the LOCATE BLOCK command. The substitutions in the message are as follows:

rdev - the unit address of the failing device.  
devname - the device name.  
sense - the sense bytes, in hexadecimal, for the error condition.  
cm - the command code, in hexadecimal, of the channel command word (CCW) being executed when the error occurred.  
csw - the failing channel status word (CSW) in hexadecimal.

**System Action:** System operation continues.

**Operator Response:** None.

**592I** TAPE rdev devname DRIV  
ASGND CMD = cm SNS = sense  
CSW = csw USERID = userid

**Explanation:** The drive is assigned, but not to the channel path issuing the failing command. The substitutions in the message are as follows:

rdev - the unit address of the failing device.  
 devname - the device name.  
 sense - the sense bytes, in hexadecimal, for the error condition.  
 cm - the command code, in hexadecimal, of the channel command word (CCW) being executed when the error occurred.  
 csw - the failing channel status word (CSW) in hexadecimal.

**System Action:** System operation continues.

**Operator Response:** The drive may be assigned to another system. The cartridge should be removed to prevent unauthorized access to data on the tape.

**593I** TAPE rdev devname DRIV  
 OFFLN CMD = cm SNS = sense  
 CSW = csw USERID = userid

**Explanation:** A command for drive activity has been issued to a drive that is not online. The substitutions in the message are as follows:

rdev - the unit address of the failing device.  
 devname - the device name.  
 sense - the sense bytes, in hexadecimal, for the error condition.  
 cm - the command code, in hexadecimal, of the channel command word (CCW) being executed when the error occurred.  
 csw - the failing channel status word (CSW) in hexadecimal.

**System Action:** System operation continues.

**Operator Response:** None.

**594I** TAPE rdev devname CU CK1 ERR  
 CMD = cm SNS = sense CSW = csw  
 USERID = userid

**Explanation:** The control unit, or one of the control units in a dual control unit configuration, developed a severe error condition. The substitutions in the message are as follows:

rdev - the unit address of the failing device.  
 devname - the device name.  
 sense - the sense bytes, in hexadecimal, for the error condition.  
 cm - the command code, in hexadecimal, of the channel command word (CCW) being executed when the error occurred.  
 csw - the failing channel status word (CSW) in hexadecimal.

The control unit was able to reinitialize itself sufficiently to continue processing.

**System Action:** System operation continues.

**Operator Response:** None.

**595I** TAPE rdev devname CU ERP ERR  
 CMD = cm SNS = sense CSW = csw  
 USERID = userid

**Explanation:** While attempting error recovery, the control unit encountered an error that was not associated with the original error. The substitutions in the message are as follows:

rdev - the unit address of the failing device.  
 devname - the device name.  
 sense - the sense bytes, in hexadecimal, for the error condition.

- cm - the command code, in hexadecimal, of the channel command word (CCW) being executed when the error occurred.
- csw - the failing channel status word (CSW) in hexadecimal.

The drive may not be positioned next to the block in error.

**System Action:** System operation continues.

**Operator Response:** None.

596I **TAPE rdev devname CU  
INCOMPA CMD = cm SNS = sense  
CSW = csw USERID = userid**

**Explanation:** The drive requires updates (patches) unknown to the control unit, or the drive model is incompatible with the control unit. In either case, the drive and control unit are incompatible. The substitutions in the message are as follows:

- rdev - the unit address of the failing device.
- devname - the device name.
- sense - the sense bytes, in hexadecimal, for the error condition.
- cm - the command code, in hexadecimal, of the channel command word (CCW) being executed when the error occurred.
- csw - the failing channel status word (CSW) in hexadecimal.

**System Action:** System operation continues.

**Operator Response:** None.

597I **TAPE rdev devname RD OPP CK  
CMD = cm SNS = sense CSW = csw  
USERID = userid**

**Explanation:** A READ command failed and the control unit was able to read the data on the tape in the opposite direction. The substitutions in the message are as follows:

- rdev - the unit address of the failing device.
- devname - the device name.
- sense - the sense bytes, in hexadecimal, for the error condition.
- cm - the command code, in hexadecimal, of the channel command word (CCW) being executed when the error occurred.
- csw - the failing channel status word (CSW) in hexadecimal.

The data is located in the control unit's buffer in reverse order.

**System Action:** System operation continues.

**Operator Response:** None.

598I **TAPE rdev devname BLK ID SEQ  
CMD = cm SNS = sense CSW = csw  
USERID = userid**

**Explanation:** The block ID of a data block shows that the block is out of sequence. The substitutions in the message are as follows:

- rdev - the unit address of the failing device.
- devname - the device name.
- sense - the sense bytes, in hexadecimal, for the error condition.
- cm - the command code, in hexadecimal, of the channel command word (CCW) being executed when the error occurred.



csw - the failing channel status word (CSW) in hexadecimal.

**System Action:** System operation continues.

**Operator Response:** None.

**601E Channel control check device xxx**

**Explanation:** A channel control check occurred on the channel specified by device xxx, where:

xxx - Channel, control unit, and device address of the failing unit.

**System Action:** System operation continues.

**Operator Response:** Probable hardware error. If the problem persists, call your system support personnel.

**601I CHANNEL CONTROL CHECK DEVICE xxx; [USER userid]**

**Explanation:** A channel control check occurred on the channel specified by device xxx, where:

xxx - Channel, control unit, and device address of the failing unit.

**System Action:** System operation continues.

**Operator Response:** Probable hardware error. If the problem persists, call your system support personnel.

**602E Interface control check device xxx**

**Explanation:** An interface control check occurred on channel specified in device xxx, where:

xxx - Channel, control unit, and device address of the failing unit.

**System Action:** System operation continues.

**Operator Response:** Probable hardware error. If the problem persists, call your system support personnel.

**602I INTERFACE CONTROL CHECK DEVICE xxx; [USER userid]**

**Explanation:** An interface control check occurred on channel specified in device xxx, where:

xxx - Channel, control unit, and device address of the failing unit.

**System Action:** System operation continues.

**Operator Response:** Probable hardware error. If the problem persists, call your system support personnel.

**603W CHANNEL ERROR**

**Explanation:** A channel check condition occurred from which the channel check handler could not recover.

**System Action:** The system enters a wait state (wait state code = 002).

**Operator Response:** Probable hardware error. Invoke CPERP to document the error condition before restarting the system. If the problem persists, contact your hardware support personnel.

To restart, IPL the system, specifying CKPT start.

**605I CHANNEL CHECK RECORDING FAILURE**

**Explanation:** This message appears:

- When an unrecoverable I/O error is encountered while recording on the error recording cylinder, or
- When the channel check recording cylinder is full.

**System Action:** System operation continues.

**Operator Response:** Run the CPEREP program to write out the error records and clear the channel recording cylinder. If the error recurs, contact your system support personnel.

**609W MACHINE CHECK; PROCESSOR CONTROLLER DAMAGE cpuid**

**Explanation:** The machine check handler has encountered an error in the Processor Controller.

**System Action:** The system enters a disabled wait state. (Wait state code = 001)

**Operator Response:** Contact your system support personnel.

**610W MACHINE CHECK; SUPERVISOR DAMAGE cpuid**

**Explanation:** The machine check handler has encountered an unrecoverable error within CP. This message is also issued if a malfunction alert occurs on the attached processor and CP was in control.

**System Action:** The system enters a disabled wait state (wait state code = 001 or 013).

**Operator Response:** Probable hardware error. Invoke CPEREP to document the error. Restart the system.

If the problem recurs, contact your hardware support personnel.

**611W MACHINE CHECK; SYSTEM INTEGRITY LOST cpuid**

**Explanation:** The machine check handler has encountered an error that cannot be diagnosed because of an invalid machine check old PSW or invalid machine check interrupt code (MCIC). The integrity of the system at this point is not reliable.

**System Action:** The system enters a disabled wait state (wait state code = 001).

**Operator Response:** Probable hardware error. Invoke CPEREP to document the error. Restart the system. If the problem recurs, contact your hardware support personnel.

**612W MACHINE CHECK TIMING FACILITIES DAMAGE**

**Explanation:** An error has occurred in the timing facilities. Probable hardware error.

**System Action:** The system enters a disabled wait state (wait state code = 001).

**Operator Response:** Invoke CPEREP to document the error. Restart the system. If the problem recurs, contact your hardware support personnel.

**613I SOFT MACHINE CHECK RECORDING DISABLED cpuid**

**Explanation:** The error reporting interrupt mechanism for soft machine checks has been disabled.

**System Action:** System operation continues.

**Operator Response:** None.

**614I      MACHINE CHECK; DAMAGED  
PAGE NOW DELETED cpuid**

**Explanation:** The machine check handler has deleted a page of storage as a result of storage data failures. Probable hardware error.

**System Action:** System operation continues.

**Operator Response:** The system operator should note that the system is operating with 4K bytes less storage each time this message appears.

If the problem recurs, run the CPEREP program to document the error, then contact your system support personnel.

**615I      MACHINE CHECK RECORDING  
FAILURE cpuid**

**Explanation:** This message appears:

- If an unrecoverable I/O error is encountered while recording on the error recording cylinder, or
- When the machine check recording cylinder is full.

**System Action:** System operation continues.

**Operator Response:** Run the CPEREP program to print the error records and clear the MCH recording cylinder. If the problem recurs, contact your system support personnel.

**616I      MACHINE CHECK; USER userid  
TERMINATED cpuid**

**Explanation:** The user identified by userid has encountered a machine check error and the user's virtual machine has been reset. Probable hardware error.

**System Action:** System operation continues.

**Operator Response:** Run the CPEREP program to document the error. If the problem recurs, contact your system support personnel.

**617I      MACHINE CHECK; BUFFER OR  
DLAT DAMAGE cpuid**

**Explanation:** The Machine Check Handler has encountered a buffer storage or DLAT partially disabled.

**System Action:** System operation continues.

**Operator Response:** Run the CPEREP program to document the error. If the problem recurs, contact your system support personnel.

**618I      {INSTRUCTION RETRY|MAIN  
STORAGE} NOW IN  
{RECORD|QUIET} MODE cpuid**

**Explanation:** The SET MODE command has placed the processor in the mode that is specified.

**System Action:** System operation continues.

**Operator Response:** None.

**619I      MACHINE CHECK; OPERATION  
TERMINATED cpuid**

**Explanation:** The user has encountered a machine check error and the user's virtual machine had been reset or terminated. If the virtual machine was reset, the user must reinitialize the system to commence operation. If the virtual machine was terminated, he must log on again to commence operation.

**System Action:** System operation continues.

**Operator Response:** Run the CPEREP program to document the error. If the

problem recurs, contact your system support personnel.

**620I      MACHINE CHECK; ATTACHED PROCESSOR NOT BEING USED**

**Explanation:** The attached processor is no longer being used by the system because:

- A malfunction alert was received from the attached processor.
- The machine check handler received an unrecoverable error on the attached processor while in problem state.
- An instruction processing error was detected for the attached processor.

**System Action:** System operates in uniprocessor mode.

**Operator Response:** Run the CPEREP program to document the error and save the output for your system support personnel.

**621I      MACHINE CHECK; AFFINITY SET OFF**

**Explanation:** The attached processor is no longer being used by the system because of a malfunction alert, or an unrecoverable machine check. Affinity for the attached processor is no longer valid.

**System Action:** System operates in uniprocessor mode. The user is put in console function mode (if user was not disconnected) with affinity turned off.

**User Response:** Resume processing. Continue to operate without attached processor affinity, if possible.

**622W      MACHINE CHECK; MULTIPLE CHANNEL ERRORS**

**Explanation:** During a machine check interruption, a group of channels is unavailable. The channels will not be available until the system is reset.

**System Action:** The system is terminated by loading a disabled wait PSW. The wait code in the PSW is X'00000001'.

**Operator Response:** Invoke CPEREP and then reload the system via the IPL process. If the problem recurs, contact your hardware support personnel.

**623I      CHANNEL SET CONNECTED TO PROCESSOR NN**

**Explanation:** A processor failure occurred on the main processor and automatic processor recovery succeeded in connecting the channel set to the attached processor; or the operator issued a VARY OFFLINE CPU command for the I/O processor and the offline process succeeded in connecting the channel set to the attached processor.

**System Action:** Processing continues on the attached processor in uniprocessor mode.

**Operator Response:** When a processor failure occurred, call IBM Field Engineering for support. When the problem is resolved, issue the VARY ONLINE command.

**624I      MACHINE CHECK; EXTERNAL DAMAGE**

**Explanation:** The machine check handler has encountered external damage. Damage has occurred to a channel, channel controller, switching unit or another unit external to the central processing unit.

**System Action:** System operation continues.

**Operator Response:** Run CPEREP program to document the error and save output for your support personnel.

**625I      ALTERNATE PROCESSOR  
RECOVERY SUCCESSFUL;  
PROCESSOR xx OFFLINE**

**Explanation:** A hardware error has occurred on processor xx which has resulted in the system's varying of processor nn (and its channels if an MP configuration) offline. The remaining online processor has recovered from the failure, and the system will continue operation in uniprocessor mode.

**System Action:** Processing continues in uniprocessor mode.

**Operator Response:** Run the CPEREP program to document the error and save the output for system support personnel.

**627I      MACHINE CHECK; STORAGE  
DEGRADATION FOR userid**

**Explanation:** The processor has reported 12 successful corrections of double-bit errors in storage belonging to either the control program or the virtual-equals-real user. The storage belongs to the program or user identified as "userid."

**System Action:** The error-reporting interrupt mechanism for soft machine checks is disabled. System operation continues.

**Operator Response:** The system operator should note that performance may be degraded. Run the CPEREP program to document the error, and contact your system support personnel.

**628I      DEGRADATION; CP WILL TRY  
RECOVERY IN 1 MINUTE**

**Explanation:** The processor has reported 12 successful corrections of double-bit errors in storage belonging to the dynamic paging area. In each instance, CP was unable to mark the page frame offline because it was locked in storage.

**System Action:** The error-reporting interrupt mechanism for soft machine checks will be disabled for approximately one minute. System operation continues. If the error occurs again when soft machine checks are enabled, CP will try to discontinue use of the affected page frame.

**Operator Response:** If the problem recurs, run the CPEREP program to document the error. Then contact your system support personnel.

**629I      SOFT MACHINE CHECK  
REPORTING NOW ENABLED**

**Explanation:** CP has enabled the error-reporting interrupt mechanism for soft machine checks.

**System Action:** System operation continues.

**Operator Response:** None.

**700E      INPUT UNIT IS NOT A CPVOL**

**Explanation:** The CPVOL operand was specified for a DUMP or COPY statement, but the last INPUT control statement did not describe a device that had been initialized with the Format/Allocate program.

**System Action:** If the input is from cards or a CMS file, the program is terminated after scanning the remaining statements for syntax. Otherwise, the correct statement is solicited from the console.

**User Response:** Describe the proper DASD device with the INPUT control statement. If the proper input device is defined, use the ALL operand or the explicit cylinder operand for the DUMP or COPY function.

**701E      INVALID OPERAND - operand**

**Explanation:** The specified operand is invalid.

**System Action:** If the input is from cards or a CMS file, the card image is printed above the message, and the program is terminated after scanning the remaining statements for syntax. Otherwise, the correct statement is solicited from the console.

**User Response:** Correct the operand and resubmit the job.

**702E      CONTROL STATEMENT  
SEQUENCE ERROR**

**Explanation:** The control statement is not in the proper sequence.

**System Action:** If the input is from cards or a CMS file, the card image is displayed above the error message. The program is terminated after scanning the remaining statements for syntax. Otherwise, the correct statement is solicited from the console. Note that all DUMP, RESTORE, or COPY statements must be delimited by an INPUT or an OUTPUT control statement. When multiple, explicit cylinder extents are defined, the DUMP, COPY, and RESTORE statements must not be intermixed.

**User Response:** Place the control statements in the proper sequence, or correct the error, and resubmit the job.

**703E      OPERAND MISSING**

**Explanation:** The above control statement contains insufficient information.

**System Action:** If the input is from cards or a CMS file, the card image is displayed before the message. The program is terminated after scanning the remaining statements for syntax. Otherwise, the correct statement is solicited from the console.

**User Response:** Provide the missing operand and resubmit the job.

**704E      DEVICE rdev NOT  
OPERATIONAL**

**Explanation:** rdev is the device address of the unit that is not operational.

**System Action:** If the input is from cards or a CMS file, the program is terminated after scanning the remaining statements for syntax. Otherwise, the next statement is solicited from the console.

**User Response:** Either attach the proper device to your system or redefine the device in error. In either case, the function control statement must be reentered.

**705E      I/O error rdev, CSW = csw,  
sense = sense,  
input = {bbcchh|nnnnnn},  
output = {bbcchh|nnnnnn},  
CCW = ccw**

**Explanation:** An unrecoverable I/O error has been detected on the input or the output device, where:

rdev - the unit address of the device in error.  
sense - the sense bytes, in hexadecimal, describing the error.

- csw - channel status word from the error.
- bbcchh - the address (bin, cylinder, and head), in hexadecimal, where the error occurred on the input or output cylinder.
- nnnnnn - the beginning block number of the group of blocks being read or written when the error occurred. Reference the sense bytes to determine the block in error.
- ccw - the channel command word from the error.

**System Action:** The job step is terminated. If the output device is tape, an attempt is made to write a trailer label closing the output device. A cylinder map is printed describing all valid data that was dumped, restored, or copied to the point of error.

*Note:* This may be a valid condition if a virtual user attempts to dump, restore, or copy past the cylinder extents of the minidisk with which he is working.

**User Response:** Determine whether or not the error was valid. If it was not valid, resubmit the job. If the error persists, call IBM for hardware support.

**705I I/O error RESID = rid  
status = status, line = rdev**

**Explanation:** For DMKRGGA, an unrecoverable I/O error has been detected on the remote display station or the remote printer.

- rid - three bytes, in hexadecimal, of the real resource identifier.
- status - two bytes, in hexadecimal, of status/sense data describing the error.
- rdev - the unit address of the line to which the remote station is attached.

**System Action:** System operation continues. The system operator is notified. The user receives "NOT ACCEPTED" at the display terminal.

**User Response:** None.

**706E Line rdev not enabled**

**Explanation:** The command could not be executed because the line address specified was not enabled.

**System Action:** None.

**User Response:** Enable the line address and reissue the command.

**707E MACHINE CHECK**

**Explanation:** A hardware error has occurred while running in standalone mode.

**System Action:** The program loads a disabled wait state PSW after attempting to print the message.

**User Response:** Invoke CPEREP to document the hardware error for further analysis of the problem. Attempt to rerun the job. If the error persists, save the output and contact your hardware support personnel.

**708E INVALID INPUT OR OUTPUT DEFINITION**

**Explanation:** The INPUT and/or OUTPUT statement is not defined or is defined as the wrong device type. For example, the DUMP statement must have the input unit defined as a DASD device and the output unit defined as a tape device.

**System Action:** If the input is from cards or a CMS file, the program is terminated after scanning the remaining statements for syntax. Otherwise, the

correct statement is solicited from the console.

**User Response:** Redefine the input or output definition, or use the proper function control statement.

#### 709E WRONG INPUT TAPE MOUNTED

**Explanation:** The tape is invalid for one of the following reasons:

- There is no volume header record on the tape.
- The volume header record cylinder identifier is higher than the cylinder being searched for. If the tape was produced from FB-512 data, the volume header blockid is higher than the block being searched for.
- The volume header record time stamp is different from the preceding volume trailer label time stamp.

**System Action:** The system rewinds and unloads the tape; then it attempts to read the next tape's volume header record. If the wrong input tape is mounted, the system rewinds and unloads the tape, regardless of whether the REWIND, UNLOAD, or LEAVE option was specified in the INPUT control statement of the DASD Dump Restore program.

**User Response:** Mount the proper tape.

#### 710A DEV rdev INTERVENTION REQUIRED

**Explanation:** rdev is the unit address of the device that has become not-ready.

**System Action:** The program waits for the specified device to become ready.

**User Response:** Make the specified device ready.

#### 711R VOLID READ IS valid2, NOT valid1. DO YOU WISH TO CONTINUE? RESPOND YES, NO, OR REREAD:

**Explanation:**

valid1 - The volume serial number from the input or output control statement; valid1 is displayed only if it was entered.

valid2 - The volume serial number from the VOL1 label on the DASD device specified by the control statement.

**System Action:** Waits for response.

If you respond "yes," the operation continues.

If you respond "no," and the input is from cards or a CMS file, the program is terminated after scanning the remaining statements for syntax. Otherwise, the next statement is solicited from the console.

If you respond "reread," the volume specified is read again.

*Note:* A new volume may have been mounted in the interim.

**User Response:** Respond "yes," "no," or "reread."

#### 712E NUMBER OF EXTENTS EXCEEDS 20

**Explanation:** The DUMP or COPY control statement has explicitly defined more than 20 extents, or if CPVOL was specified, the input unit has more than 20 physical extents defined.

**System Action:** If the input is from cards or a CMS file, the program is terminated after scanning the remaining statements for syntax. Otherwise, the next control statement is solicited from the console.



## DMK

**User Response:** Use the DUMP ALL or COPY ALL statement, or perform the job specifying no more than 20 extents, and repeat DUMP or COPY if necessary to complete the task.

### 713E OVERLAPPING OR INVALID EXTENTS

**Explanation:** The DUMP, RESTORE, or COPY statement contains invalid or overlapping explicit cylinder or block extents.

**System Action:** If the input is from cards or a CMS file, the program is terminated after scanning the remaining statements for syntax. Otherwise, the correct statement is solicited from the console.

**User Response:** Enter the proper cylinder or block extent information.

### 714E RECORD {bbcchh|nnnnnn} NOT FOUND ON TAPE

**Explanation:** The given record was not found on the tape.

bbcchh - the address (bin, cylinder, and head), in hexadecimal, of the missing track header record.  
nnnnnn - the decimal block number of the missing block.

**System Action:** The job step is terminated. All data restored or copied to that point is valid. If the input is from cards or a CMS file, the program is terminated after scanning the remaining statements for syntax. Otherwise, the next control statement is solicited from the console.

**User Response:** Use the COPY ALL or RESTORE ALL statement, or use the correct explicit cylinder operand.

### 715E LOCATION bbcchh IS A FLAGGED TRACK

**Explanation:** The DASD device has a flagged track.

bbcchh - the address (bin, cylinder, and head), in hexadecimal, of the flagged track.

**System Action:** RC=3.

For the IBM 2314, 2319, and 2305, the job step continues; for the IBM 3330 and 3350, the job is terminated. All data dumped or copied to that point is valid. The input and output devices are closed, and a cylinder map of the data dumped or copied is printed.

For the IBM 2305, 2314, 2319, and 3340, flagged tracks are treated as any other track; that is, no attempt is made to substitute the alternate track data when a defective primary track is read; tracks are not inspected to determine if they were previously flagged when written. It is therefore recommended that volumes dumped containing flagged tracks be restored to the same volume. DMKDDR715E is displayed each time a defective track is dumped, copied, or restored, and the operation continues.

For the IBM 3330 and 3350, flagged tracks are automatically handled by the control unit and should never be detected by the program. However, if a flagged track is detected DMKDDR715E is displayed and the job step is terminated.

**User Response:** Use the DUMP or COPY statements with the explicit cylinder operand to dump or copy around the flagged track.

**716R NO VOL1 LABEL FOUND FOR  
volid. DO YOU WISH TO  
CONTINUE? RESPOND YES, NO,  
OR REREAD:**

**Explanation:** For count-key-data, the program was unable to find a record with the key of VOL1 on cylinder 0 track 0 and was not able to read record 3 on cylinder 0 track 0 for the specified volume serial number (volid).

The volume serial number is displayed only if specified in the INPUT or OUTPUT control statement.

For FB-512 devices, block 1 on the device could not be read.

**System Action:** The system waits for a response.

If you respond "yes," the system continues with the job steps.

If you respond "no" and the input is from cards or a CMS file, the program is terminated after scanning the remaining statements for syntax. Otherwise, the next statement is solicited from the console.

If you respond "reread," the program attempts to reread the specified device.

**User Response:** Respond to the message as indicated.

**717R DATA DUMPED FROM volid1 TO  
BE RESTORED TO volid2. DO  
YOU WISH TO CONTINUE?  
RESPOND YES, NO, OR  
REREAD:**

**Explanation:**

volid1 - The volume serial number of the input tape.

volid2 - The volume serial number of the output DASD device that is to receive the data from volid1.

*Note:* volid2 will only be displayed if it was included in the output statement. Also, if the output statement volid is not the same as the target DASD volume or the same as the input volid READ, the volid2 in the 717R message may be misleading as the origin of the volid2 is from user responses, not a volume label READ.

**System Action:** The system waits for a response.

If you respond "yes," the restore function continues.

If you respond "no" and the input is from cards or a CMS file, the program is terminated after scanning the remaining statement for syntax. Otherwise, the correct statement is solicited from the console.

If you respond "reread," the input tape is backspaced to the start of the file, and the volume header label is reread.

**User Response:** If the wrong input tape is mounted, replace the tape and respond REREAD. Otherwise, respond in the appropriate manner.

**718E OUTPUT UNIT IS FILE  
PROTECTED**

**Explanation:** The output tape cannot be written on.

**System Action:** RC=1.

The program terminates. The tape device is rewound and unloaded; the system waits for the device to become ready. When the unit is ready, the system writes a volume header record on the tape, and the operation continues.

**User Response:** Replace the file security ring in the tape reel, or mount the proper tape.

# DMK

## 719E INVALID FILENAME OR FILE NOT FOUND

**Explanation:** This message can appear only if DMKDDR is running under CMS. A filetype was not entered from the CMS command line, or the filename and filetype entered could not be found on the CMS files currently logged in.

**User Response:** Either omit all operands on the CMS command line defaulting to console input, or enter the proper filename, filetype, and/or filemode for the CMS file containing the input control statements.

## 720E ERROR IN routine

**Explanation:** "routine" is the name of the CMS routine in error from the first eight characters of the CMS parameter list. The CMS return code generated by the error is returned in the following manner:

- PRINTR--the CMS return code plus 100
- WAITRD--the CMS return code plus 200
- RDBUF--the CMS return code plus 300
- TYPE or TYPLIN--the CMS return code plus 400

**System Action:** If the input is from cards or a CMS file, the program terminates after scanning the remaining statements for syntax. Otherwise, the program is immediately terminated.

**User Response:** Correct the error as indicated by the return code, and resubmit the job.

## 721E RECORD {cchhr|nnnnnn} NOT FOUND

**Explanation:** The record indicated by cchhr was not found.

cchhr - the address (cylinder, head, and record) of the record explicitly described by the PRINT or TYPE function.

nnnnnn - the FB-512 block number of the block described by the PRINT or TYPE function.

**System Action:** The system terminates the PRINT or TYPE function in process and continues with the remaining job steps unaffected.

**User Response:** For count-key-data, if the explicit record identifier is not known, print or type on a cylinder or track basis.

For FB-512, correct the number and retry.

## 722E OUTPUT UNIT NOT PROPERLY FORMATTED FOR THE CP NUCLEUS

**Explanation:** The CP nucleus cannot be restored or copied for one of the following reasons:

- The output volume was not formatted using the Format/Allocate program.
- The void of the original nucleus volume is different from the void of the new nucleus volume.
- The cylinders or pages on which the nucleus will reside are not allocated as permanent space in the allocation record on the input device.

**System Action:** If the input is from cards or a CMS file, the program is terminated after scanning the remaining statements for syntax. Otherwise, the

next control statement is solicited from the console.

**User Response:** Use the Format/Allocate program to prepare the output disk as indicated above, and resubmit the job.

**723E NO VALID CP NUCLEUS ON THE INPUT UNIT**

**Explanation:** If the input unit is tape, then the tape does not contain a DDR nucleus dump. If the input unit is disk, then a CP nucleus was never loaded onto that disk.

**System Action:** If the input is from cards or a CMS file, the program is terminated after scanning the remaining statements for syntax. Otherwise, the correct statement is solicited from the console.

**User Response:** Mount the proper input unit and resubmit the job.

**724E INPUT TAPE CONTAINS A CP NUCLEUS DUMP**

**Explanation:** The user is attempting to restore a tape dump using the NUCLEUS parameter by specifying ALL or explicit extent parameters.

**System Action:** If the input is from cards or a CMS file, the program is terminated after scanning the remaining statements for syntax. Otherwise, the next control statement is solicited from the console.

**User Response:** Use the RESTORE NUCLEUS statement or mount the proper tape.

**725R DASD INPUT DEVICE WAS (IS) LARGER THAN OUTPUT DEVICE. DO YOU WISH TO CONTINUE? RESPOND YES, NO, OR REREAD.**

**Explanation:**

RESTORE FUNCTION--The number of cylinders or blocks on the original DASD input unit is compared with the number on the output device.

COPY FUNCTION--The input device contains more cylinders or blocks than the output device.

**Operator Response:** Determine if the copy or restore function is to continue; respond either "yes" or "no."

**726E MOVING DATA INTO ALTERNATE TRACK CYLINDER(S) IS PROHIBITED**

**Explanation:** An extent statement was encountered that attempted either to RESTORE or to COPY a cylinder of data into the alternate track cylinder. This is not permitted. The alternate track cylinders of disks (except 2314 and 2319) are to be used only for alternate tracks and not as a primary data area.

**System Action:** The program attempts to read another control statement, or to read another extent statement.

**User Response:** If the extent statement contains a typographical error, correct it. Otherwise, find some other cylinder(s) to RESTORE or COPY the data to. The REORDER operand of the extent statement can be used to move an entire minidisk to different cylinders.

**727E FLAGGED TRK track HAS NO PROPER ALTERNATE; SKIPPING THIS TRACK**

**Explanation:** An attempt was made to read from or write to a track that is flagged as defective, but it has no alternate track assigned; or it has an alternate assigned improperly. (Alternate does not point back to defective track, alternate has defective flag set, etc.)

**System Action:** In the case of DUMP, RESTORE, or COPY the defective track is skipped and processing continues with the next track. In the case of PRINT or TYPE, the home address and the record zero from the defective track are displayed.

**User Response:** To restore the disk to a usable condition, perform a disk initialization using IBCDASDI.

**728E DECODE ERROR ENCOUNTERED: nn**

**Explanation:** DDR is unable to expand data from compact format when restoring to DASD from tape. 'nn' is the return code from the decoding routine.

Return Codes:

- 2 First byte of input is 0 or is greater than 5. This should not occur. It may be caused by using a set of encoding tables which do not match the decoding tables which are supplied.
- 3 There is more data to be decoded, but the output buffer is not big enough to hold more. Decoding stopped when the output buffer became full.
- 4 The decoding tables are malformed or the compacted data was incorrectly transmitted. The program tried to decode a codeword which could not be decoded within its first 21 bits.

**System Action:** The program ends.

**User Response:** Recreate the input. If this is not possible, call your system support personnel.

**729I FULL TRACK READ FEATURE NOT AVAILABLE**

**Explanation:** The FTR keyword has been requested on the DASD Dump/Restore DUMP control statement but the FTR hardware feature is not available. The output dump tape is created in the old format.

**System Action:** The output dump tape is created in the old format.

**User Response:** None. (This is an informational message only.)

**730E DEV rdev NOT OPERATIONAL OR NOT READY**

**Explanation:** The device at address rdev is not operational (SIO gave cc=3) or not ready (intervention required indicated in sense data).

**System Action:** If the input is from cards, the card in error is printed and the job step is terminated. If the input is from the console, the proper device address is requested from the user.

**User Response:** Ready the device, attach the proper device to the system, or specify the proper device in the control statement.

**731I COMPACT OPTION IGNORED FOR COPY OPERATIONS**

**Explanation:** The COMPACT option was specified on the INPUT control statement or on the OUTPUT control statement for the copy function of DDR.

**System Action:** The copy function continues processing and the output

tape is in the same format as the input tape.

**User Response:** None.

### 732E MACHINE CHECK

**Explanation:** A machine check hardware error has occurred.

**System Action:** The program loads a disabled wait state PSW after attempting to print the message.

**User Response:** Invoke CPEREP to document the hardware error so that further analysis can be done. Attempt to rerun the job. If the error persists, save all output and contact your hardware support personnel.

### 733E VOLID READ IS valid1, NOT valid2

**Explanation:** The wrong volume is mounted on the device described by the ALLOCATE control statement.

valid1 - the volume serial number as read from the DASD device.  
valid2 - the volume serial number from the ALLOCATE control statement.

*Note:* If valid1 = "none," no record 3 was found on cylinder 0, track 0.

**System Action:** If the input is from cards, the card in error is printed and the job step is terminated. If it is console input, the proper volume serial number is requested from the user.

**User Response:** Correct the ALLOCATE control statement or mount the proper volume on the device described by the ALLOCATE control statement. If "none" was given for valid1, the pack must be formatted.

### 734E TYPE OR CYL INVALID

**Explanation:** While attempting to allocate cylinders or extents, an invalid control statement was encountered or an invalid extent was specified. For count-key-data devices, an invalid cylinder or extent is any extent with a starting location greater than the ending location or greater than the maximum number of cylinders for that device type.

For FB-512 devices, the extents are specified by page numbers. An invalid extent is one in which the starting number exceeds the highest page on the volume. The valid control statements are TEMP, PERM, TDSK, DRCT, or END.

**System Action:** If the input is from cards, the card in error is printed and the job step terminated. If it is console input, the proper control statement is requested from the user.

**User Response:** Correct the control statement or extent information and resubmit the statement. It should be noted that the allocation data overlays the existing data within the allocation record. Therefore, overlapping extents are valid and any errors may be corrected by resubmitting the proper extents. If the END control statement immediately follows the ALLOCATE statement, the allocation table is printed without any alterations.

### 735E FATAL DASD I/O ERROR. CSW = csw

**Explanation:** An unrecoverable error was encountered on the DASD being formatted.

**System Action:** The job step is terminated immediately and the next control statement is read.

**User Response:** Check message DMKFMT736E, displayed just prior to

this message, to determine the extent and type of failure.

**736E IO ERROR rdev CCHHR = cchhr  
SENSE = sense**

**Explanation:** An I/O error has been detected.

- rdev - the unit address of the device in error.
- cchhr - the cylinder, head, and record identification of the record in error.
- sense - the sense bytes, in hexadecimal, describing the error condition.
- nnnnnn - the block number of the block error.

**System Action:** The job step is terminated and the next control statement is read.

**User Response:** Resubmit the job. If the error persists, call your system support personnel.

**737E INVALID OPERAND**

**Explanation:** An operand is in error; it can be seen in the card image displayed following the message.

**System Action:** A card image containing the error is printed following the message, and the job step is terminated.

**User Response:** Correct the invalid operand in the control statement and resubmit the job.

**738A DEVICE rdev INTERVENTION  
REQUIRED**

**Explanation:** Intervention is required on the device at address rdev.

**System Action:** The system waits for an interrupt from the card reader or

console. When an interrupt is received from either the card reader or the console, that unit is solicited for the next control statement.

**User Response:** Correct the error as indicated on the card reader and make the device ready, or switch to console input by signaling attention.

**739E FLAGGED PRIMARY TRACK  
HAS NO ALTERNATE  
ASSIGNED, IO ERROR  
FOLLOWS**

**Explanation:** An I/O operation was attempted on a track that is flagged defective, but has no alternate track assigned to it. Or an improper alternate assignment exists as follows: The CCHH pointer in record zero of either the defective or the alternate does not point to the other track of the pair. Or one of the two tracks has bits 6 and 7 of the home address flag byte improperly set.

**System Action:** Error messages DMKFMT736E and DMKFMT735E follow immediately. The CCHHR address given in message DMKFMT736E identifies the defective track.

**User Response:** To restore the disk to a usable condition, perform a disk initialization using IBDASDI.

**740E PACK MOUNTED IS 3340-35, NOT  
3340-70. MOUNT ANOTHER OR  
RESPECIFY**

**Explanation:** The user indicated that the device is a 3340-70, but the sense data indicates that a 3340-35 disk pack is actually mounted. A 3340-35 pack has fewer cylinders than a 3340-70 and cannot be formatted as a 3340-70. However, a 3340-70 can be formatted as a 3340-35.

**System Action:** If the input is being entered from a console, the user is

prompted to reenter the device address and device type. If the input is from cards the card in error is printed and the job step is terminated.

**User Response:** Correct the unit address or device type. Or mount a 3340-70 disk pack in place of the 3340-35.

**741E      DEVICE rdev IS devtype1 NOT  
devtype2 AS SPECIFIED.  
RESPECIFY OR NOTIFY  
SYSTEM SUPPORT**

**Explanation:** The incorrect device type was entered.

rdev	The unit address of the device type in error
devtype1	The device type that should have been specified
devtype2-nn	The device type and model that was specified

**System Action:** The following prompt is displayed to allow the user to re-enter the device address:

ENTER DEVICE ADDRESS (CUU):

**User Response:** Check previously entered device address. If it is correct, re-enter the address. The following prompt will then be displayed.

ENTER DEVICE TYPE:

Enter the device type indicated by devtype in the message text.

If the previously entered device address is incorrect, enter the correct device address, and enter the correct device type in response to the ENTER DEVICE TYPE: prompt.

If error persists, check that the real device matches the device type entered. If it does, call system support personnel.

**742E      ALLOCATION FUNCTION NOT  
ALLOWED**

**Explanation:** The label found on the specified volume does not contain the keyword 'CP370'.

**System Action:** If input is from a console, the user is prompted to re-enter FORMAT or ALLOCATE. If input is from cards, the card in error is printed and the job is terminated.

**User Response:** Format the volume using FORMAT function, then allocate the volume using the ALLOCATE function.

**743A      DIAL function not available**

**Explanation:** The DIAL command cannot be issued from this station or terminal.

**System Action:** System operation continues.

**User Response:** None.

**747A      *message*, please re-enter this  
command**

**Explanation:** The multiple variations of 'message' are explained below.

- **Device rdev vary in progress**  
**Explanation:** If a VARY OFF/ON is in progress for this device, this message is sent to the class B user and no SIO is issued.
- **Csw = (csw)[, Sense = (sense)]**  
**Explanation:** For some unknown temporary error, the channel-end/device-end status is not presented, and no other clue can be found to determine the status of this SIO. If the sense data is not available, only the CSW data is displayed.



- **Error encountered, no IOERBLOK can be found**  
**Explanation:** A disk error occurred, but no IOERBLOK can be found.
- **Device unit check - no sense data is found**  
**Explanation:** This message will be issued when a unit check occurs for the device, but no sense data is presented. (i.e., IOERLEN=0).

**User Response:** In each case, reissue the QUERY STATUS command.

**750E**      **RESTRICTED PASSWORD FILE**  
*message*

The following messages may be issued:

**, ERROR DURING READ**

**Explanation:** An error occurred while attempting to read the file.

**System Action:** Directory updating is not done.

**User Response:** Contact your system programmer.

**HAS BAD RECORD FORMAT**

**Explanation:** The RPWLST DATA file is variable format, but only fixed format is allowed.

**System Action:** Directory updating is not done.

**User Response:** Change the record format of RPWLST DATA to fixed and reissue the command.

**HAS BAD RECORD LENGTH**

**Explanation:** The RPWLST DATA file has a record length less than eight.

**System Action:** Directory updating is not done.

**User Response:** Change the record length of RPWLST DATA to eight and reissue the command.

**750W**      **RESTRICTED PASSWORD FILE**  
**NOT FOUND**

**Explanation:** The restricted password file (RPWLST DATA) is missing.

**System Action:** Directory processing continues without checking for restricted passwords. The directory is updated.

**User Response:** Determine if an RPWLST DATA file is needed. If restricted password checking is desired and the file is not found, refer to the *VM/SP Planning Guide and Reference*, SC19-6201 to create one.

**751E**      **INVALID OPERAND - operand**

**Explanation:** This message was issued because of one of the following reasons:

- The indicated operand is invalid in the preceding DIRECT or OVERRIDE control statement.
- The profilename on the PROFILE statement or the INCLUDE statement exceeds eight characters.
- A profilename has been specified in an INCLUDE statement for which there is no corresponding PROFILE.
- More than one profilename has been specified on an INCLUDE statement or PROFILE statement.

**System Action:** The system displays the statement in error immediately preceding this message.

For the Directory program or Override program, the system continues

processing the control statements but does not write any data to disk or install any overrides.

**User Response:** Correct the invalid operand in the control statement and reissue the command.

**752E STATEMENT SEQUENCE ERROR FOLLOWING PROFILE/ USER user**

**Explanation:** This message is issued for one of the following reasons:

- A USER definition control statement was determined to be out of sequence following the specified user.
- A CLASS statement was specified after the USER statement but the CLASS definitions are already defined in the USER statement.

For the Directory program, one of the following happened:

- An OPTION, ACCOUNT, ACIGROUP, CLASS, SCREEN or IPL statement was not between a USER or PROFILE statement and the first statement describing a device for the virtual machine directory description.
- A PROFILE statement was immediately following a USER statement or another PROFILE statement.
- A PROFILE statement was preceding the DIRECTORY statement.
- An MDISK or INCLUDE statement was in a PROFILE directory description.
- An INCLUDE statement did not immediately follow the USER

statement in a virtual machine directory description.

- A duplicate ACIGROUP or INCLUDE statement was found in a PROFILE or USER virtual machine directory description.

**System Action:** The statement that is out of sequence is displayed after this message. Directory processing is terminated after the remaining statements are scanned for syntax.

*Note:* The USER control statement delimits each virtual machine directory description. Therefore, the USER statement must follow the last device description statement, and each OPTION, ACCOUNT, or IPL statement must fall between the USER statement and the first statement describing a device. Each CLASS statement must immediately follow the USER statement.

With the exception of dummy (NOLOG) users, all users in the directory must have at least one device.

**User Response:** Place the control statements in the proper sequence or correct the error, and resubmit the job.

If a CLASS statement is specified, an asterisk ("\*") must be in the CLASS field of the USER statement.

**753E OPERAND MISSING**

**Explanation:** Insufficient information is contained in a DIRECT or OVERRIDE control statement, or password missing from user control statement.

**System Action:** The card image is displayed above the error message. The program is terminated after scanning the remaining statements for syntax.

**User Response:** Provide the missing operand in the control statement and reissue the command.

**754E DEV rdev NOT OPERATIONAL**

**Explanation:** The device at address rdev is not operational.

**System Action:** The program is terminated after scanning the remaining statements for syntax.

**User Response:** Either

1. Attach the proper device to the system, or
2. Specify the proper device in the DIRECTORY control statement (for the DIRECT command) or the DESTINATION control statement (for the OVERRIDE command).

**755E I/O ERROR rdev CSW csw SENSE sense**

**Explanation:** An I/O error has been detected.

- rdev - the unit address of the device in error.
- csw - the channel status word from the error.
- sense - the sense bytes, in hexadecimal, describing the error condition.

**System Action:** If the error is from the card reader, the program waits for the reader to become ready again. If the error is from the directory volume, the program no longer attempts to write on that volume (ensure that the program has write access to the directory volume). In either case, the program attempts to scan the remaining cards for syntax and then is terminated.

**User Response:** Resubmit the job. If the error persists, call your system support personnel.

**756E PROGRAM CHECK PSW = psw**

**Explanation:** A program check has occurred in the program, where psw is the program check old PSW.

**System Action:** The program goes into a disabled wait state after attempting to display the message.

**User Response:** Take a stand-alone dump, and call your system support personnel.

**757E MACHINE CHECK**

**Explanation:** A hardware error has occurred while running in standalone mode.

**System Action:** The program loads a disabled wait state PSW after attempting to print the message.

**User Response:** Invoke CPEREP to document the hardware error, so further analysis can be done. Attempt to rerun the job. If the error persists, save all output and contact your hardware support personnel.

**758E DUPLICATE UNIT DEFINITION**

**Explanation:** The control statement is defining a device with a device address that was previously defined for the same user.

**System Action:** The card image is displayed above the message. The program is terminated after scanning the remaining statements for syntax. Note that checking for duplicate devices may be suspended for an individual user after the first 90 device control statements.

**User Response:** Remove or correct the duplicate definition, and resubmit the job.

**760E NOT ENOUGH SPACE  
ALLOCATED FOR DIRECTORY**

**Explanation:** There is insufficient space on the target volume to continue building the directory or override file.

**System Action:** The program is terminated after scanning the remaining statements for syntax. Writing is suspended on the target volume. The message is reissued for each additional cylinder of count-key-data space needed by the directory program. It is not reissued for FB-512 devices.

**User Response:** Using the Format/Allocate program, allocate more DRCT space for a directory file, or OVRD space for an override file. Note that the Directory program always starts building a new directory on a fresh cylinder or separate extent and does not overlay an existing directory written on the directory volume. After the directory is successfully updated, the space used by the old directory is marked as available for use by the next directory to be created. The override file normally requires only one cylinder on a CKD device.

**761E VOLID READ IS valid1 NOT  
valid2 ON rdev**

**Explanation:** The wrong volume is mounted on the device described by the DIRECTORY or DESTINATION control statement.

valid1 - the volume serial number from the directory volume.

valid2 - the volume serial number described by the DIRECTORY statement.

rdev - the address of the device on which the device is mounted.

**System Action:** The program is terminated after scanning the remaining statements for syntax.

**User Response:** Correct the DIRECTORY or DESTINATION control

statement, or mount the proper volume on the device described by the DIRECTORY or DESTINATION control statement.

**762E DIRECTORY STATEMENT  
MISSING**

**Explanation:** The first control statement detected by the program was not a DESTINATION (for OVERRIDE program) or DIRECTORY (for DIRECT program) control statement.

**System Action:** The program is terminated after scanning the remaining statements for syntax.

**User Response:** For the DIRECT program, place the DIRECTORY statements in front of the other control statements, and reissue the command. For the OVERRIDE program, place the DESTINATION statements in front of the other control statements, and reissue the command.

**763E INVALID FILENAME OR FILE  
NOT FOUND**

**Explanation:** The filename and/or filetype and/or filemode specified on the CMS command line could not be found on an accessed CMS disk.

For the DIRECT program, the default filename, filetype, and/or filemode is 'USER DIRECT \*'.

For the OVERRIDE program the filename is regular but the filetype defaults to 'OVERRIDE' and the filemode defaults to '\*'.

If you are using the directory program, an error occurred while reading the RPWLST DATA file or the directory file was not found.

**System Action:** RC = 1.  
Execution is terminated.

Exit from the program and return to the CMS environment.

**User Response:** If the problem is an invalid filename, reenter the command with the proper name for the CMS file containing the DIRECTORY/OVERRIDE control statements.

If you are using the directory program, check the RPWLST DATA file for CMS read errors.

#### 764E ERROR IN routine

**Explanation:** 'routine' is the name of the CMS routine in error from the first eight characters of the CMS parameter list. The CMS return code generated by the error is returned in the following manner:

RDBUF - the CMS return code plus 100.  
TYPLIN - the CMS return code plus 200.

**System Action:** The program is terminated after scanning the remaining statements for syntax.

**User Response:** Correct the error as indicated by the CMS return code, and resubmit the job.

#### 765E INVALID CLASS DEFINITION

**Explanation:** The class value is not in the range A-Z or 1-6, or is not "\*". This class value is specified in the CLASS field of the USER control statement, the CLASS control statement, or, for the OVERRIDE program, an override control card.

**System Action:** The system displays the statement in error immediately preceding this message. The program is terminated after the system scans the remaining statements for syntax. The system processes the control statements

but does not write any directory data to disk or install any overrides.

**User Response:** Correct the control statement containing the incorrect class value and reissue the command.

#### 766E DUPLICATE CLASS DEFINITION

**Explanation:** A class was specified more than once when the IBM-defined classes were defined. Examples of when this error occurs are:

- A class was specified twice on a USER control statement.
- A class was specified twice on a CLASS control statement.
- A class was specified twice on an OVERRIDE control statement.

**System Action:** The system displays the statement in error immediately preceding the message. The program is terminated after the system scans the remaining statements for syntax. The system processes the control statements but does not write any data to disk or install any overrides.

**User Response:** Correct the control statement which duplicates the class value. After you have ensured that class was specified only once, resubmit the job.

#### 767W PASSWORD CHANGED TO NOLOG FOR userid

**Explanation:** The password for 'userid' was found on the list of restricted passwords. It has been changed to NOLOG in the object directory.

**System Action:** Directory processing continues.

**User Response:** The password must be changed to a non-restricted password before the specified user will be allowed to access the system.

**768E FOR userid - MOVE vdev TO A (NON)SHARED VCU**

**Explanation:** The failing directory control statement (displayed above this message) would have caused a mixture of SHARED and NONSHARED devices on the same Virtual Control Unit (VCU). A previous directory control statement has already reserved the virtual control unit for use with a conflicting subchannel protocol.

**userid** - the userid from the last USER control statement

**vdev** - the virtual device address where the device would be defined

**vcutype** - the VCU protocol needed for device 'vdev'. It is one of the following:

1. SHARED, where a shared subchannel is required
2. NONSHARED, where a nonshared subchannels are required

**System Action:** Directory processing continues, but no update is performed.

**User Response:** Examine all of the devices for this userid that use the same virtual control unit. Move conflicting devices to separate virtual control units.

The virtual control unit (VCU) is available for use in either mode (SHARED or NONSHARED) until a device is attached. At this point the VCU is defined as SHARED or NONSHARED (to match the attached device) and only those devices that use the same protocol may be added to the VCU. If all devices are removed from the VCU, it is once again available for use in either mode.

Refer to Appendix A in the *VM/SP Planning Guide and Reference* for the list of devices and protocol.

**769W Incomplete machine - tell your system administrator**

**Explanation:** During LOGON, some of the devices specified in your CP Directory Entry could not be created. These devices may be important to the operation of your virtual machine (e.g. 00E is the CMS printer).

**System Action:** Previous messages specify the action that has been taken (i.e. at least one device was not created). At this point the system only prints a warning that the virtual machine is not complete.

**User Response:** Tell your local System Administrator or System Support department about this problem, and describe each message that appeared between your LOGON command and this warning message.

**770E Override invalid for command**

**Explanation:** During system initialization, the system was unable to implement an override request for the CP command or diagnose indicated by 'command'.

**System Action:** Processing continues with the next OVERRIDE control statement record.

**User Response:** Correct the invalid control statement in your class override source file and reissue the OVERRIDE command. New overrides do not take effect until the next IPL.

**771E RESTRICTED PASSWORD AND NOLOG INVALID FOR userid**

**Explanation:** A restricted password was found on the user card for the person issuing the Direct command. This userid should not be NOLOGed as there may be no other users capable of issuing the Direct command. If this user is NOLOGed, it is possible that

there could be no users able to logon to modify the directory.

**System Action:** Directory checking continues, but no directory update takes place.

**User Response:** Change the password to a non-restricted password so the directory updates will be accepted. Restricted passwords listed in the RPWLIST DATA file should not be used.

**780E Maximum password attempts exceeded, try again later**

**Explanation:** The user has entered an invalid logon password more times than is allowed by the installation.

**System Action:** The user and terminal are locked out for a length of time that is specified by the installation before another logon attempt is allowed.

**User Response:** The user must wait until the time lock expires before attempting to logon. Otherwise, this message will be issued again.

**782E ERROR ATTEMPTING TO GET FREE STORAGE**

**Explanation:** The DMSFREE routine could not find the space necessary to hold the restricted password list.

**System Action:** Directory updating is terminated.

**User Response:** Reissue the command. If it fails again, contact your system support personnel.

**782I ERROR ATTEMPTING TO RETURN FREE STORAGE**

**Explanation:** The DMSFREE routine did not return the space correctly during exit processing.

**System Action:** Exit processing continues.

**User Response:** None.

**800E Command rejected, other virtual machines logged on**

**Explanation:** Virtual machines, other than the V=R machine and the system operator's, were logged on.

**System Action:** None.

**Operator Response:** Reissue the command after establishing that only the two valid machines are logged on the system.

**801E Free storage page is not available**

**Explanation:** Free storage cannot be obtained for saving the CP PSA, therefore, the transition was not made.

**System Action:** None.

**Operator Response:** Reissue the command when more free storage is available.

**802E Command rejected, devices not dedicated**

**Explanation:** All devices (except the console and virtual spooling devices) must be dedicated devices.

**System Action:** None.

**Operator Response:** Reissue the command after verifying that all devices are dedicated.

**803E Command rejected, spool devices not drained**

**Explanation:** All CP spool devices have not been drained.

**System Action:** None.

**Operator Response:** Reissue the command after all CP spool devices have been drained.

**Operator Response:** Reissue the command after this condition is corrected for the V=R virtual machine.

**804E Single processor mode ON rejected**

**Explanation:** Single processor mode was not established because of one of the following:

1. The system is not in uniprocessor mode.
2. There is no V=R area.
3. There is no multiprocessor feature

**System Action:** None.

**Operator Response:** Use the SPMODE ON command only when the proper conditions are satisfied.

**807E Command rejected, VM/370 attached processor mode**

**Explanation:** VM/SP was not in uniprocessor mode.

**System Action:** None.

**Operator Response:** Issue the QVM command when the system is in uniprocessor mode.

**805E Single processor mode OFF rejected**

**Explanation:** Single processor mode has not been reset because V=R virtual machine has a nonzero value.

**System Action:** None

**Operator Response:** Use the SPMODE OFF command only if the proper conditions are satisfied.

**808I SINGLE PROCESSOR MODE ACTIVE**

**Explanation:** Whenever single processor mode is turned on, the value loaded into to prefix register by the system is displayed.

**System Action:** None.

**Operator Response:** None.

**806E Command rejected, virtual address not equal to real address**

**Explanation:** The virtual device address was not the same as the real device address.

**System Action:** None.

**809E Command rejected, TRACE/ADSTOP/CCW translation in effect**

**Explanation:** The transition cannot be made for the V=R virtual machine if tracing, adstop, or CCW translation is being used.

**System Action:** None.

**Operator Response:** Turn off tracing, adstop, or CCW translation for the V=R virtual machine and reissue the QVM command.



**812E MSSF RESPONSE CODE TO VARY CP {ON|OFF} IS nnnn**

**Explanation:** A vary processor on/off was issued by the operator and the MSSF returned an error code of nnnn to the MSSFCALL VARY CP ON/OFF operation.

where:

**nnnn** is the MSSF return code to VARY CP ON/OFF command.

**Code Meaning**

- 0000 Invalid data block address
- 0040 MSSF is unable to vary on the control program (CP)
- 0100 Data block address is not on a 2k boundary
- 01F0 Invalid command or identification byte
- 0200 Data block length is not in 8-byte increments
- 02F0 MSSF is busy with another task
- 0300 Data field is not adequate for amount of requested storage information
- 03F0 Invalid CP identifier
- 04F0 CP assigned to another partition
- 05F0 CP assigned to a S/MR configuration
- 08F0 For VARY CP ON code only. The number of CP's in the configuration equals maximum number supported.

**System Action:** Processing continues for a VARY OFFLINE command. The processor is logically offline to VM/SP. For a VARY ONLINE command, the system continues to run in UP mode.

**Operator Response:** None.

*Note:* If this message is received for a VARY processor online, the VARY command fails and the system continues to operate in UP mode.

**850I UNABLE TO READ DUMP FROM READER**

**Explanation:** The VMFDUMP command was unable to read the 3704/3705 dump or the system abend dump from the CP spool file through the CMS card reader. This could be because:

- The reader is not at address 00C,
- The reader at 00C is already in open status from a previous operation, or
- The device in the virtual machine at 00C is not a CP spool card reader device.

**User Response:** Verify that the virtual machine configuration is correct for performing a VMFDUMP operation and that the card reader at 00C is a spool card reader in closed status.

**851I TEN DUMP FILES ALREADY EXIST**

**Explanation:** The command has not been executed because ten dump files with names DUMP00 through DUMP09 already exist on the CMS disk being accessed.

**System Action:** The command is terminated.

**User Response:** Purge one or more of the unwanted dump files or rename any of the existing dump file using the CMS RENAME command. Reissue the command so that a dump file can be automatically created.

**852I FATAL I/O ERROR WRITING DUMP**

**Explanation:** An unrecoverable I/O error occurred during the writing of the 3704/3705 dump or the system abend dump on the CMS disk being accessed. The message is preceded by CMS error messages for the disk function.

**User Response:** Reissue the command after taking action to bypass the I/O errors on the CMS disk being accessed.

**853I NO DUMP FILES EXIST**

**Explanation:** The VMFDUMP command was specified, and the return from the CP interface indicates that no dump files exist for this user.

**User Response:** Verify that the dump files produced by the CP system have the userid and the class required, and that this user's userid and class on the card reader match that of the dump, so that a dump file can be read. If no dump files exist, VMFDUMP does not have to be issued. If the dump file exists under a different userid, have the operator transfer that file to the required userid, so that it can be accessed. Also, verify that the input class of the spool card reader at 00C is class D, so that it can read the dump file.

**861E DUMP FILE fn NOT FOUND**

**Explanation:** The command was specified requesting a printout of a specific dump file, and that file could not be found on the CMS disks that were currently accessed.

**User Response:** Verify that the correct dump file was specified and that the correct disks are accessed by CMS. Then reissue the command, requesting the specified dump file.

**863I INVALID PARAMETER - parameter**

**Explanation:** The command was specified with a list of options, one of which is not recognized by the command.

**System Action:** The command is not executed.

**User Response:** Reissue the command; specify only valid options as defined in the command syntax.

**870I UNABLE TO CREATE CONTROL FILE FOR IFLDUMP**

**Explanation:** FSWRITE command failed to create the dump control file DUMPnn SYSIN A1, that is associated with the NCP dump file DUMPnn NCPDUMP A1.

**System Action:** RC = 16. The file is erased if it exists. The program returns to the caller routine.

**User Response:** Correct the DUMPnn SYSIN A1 file and retry. If necessary, contact support personnel.

**900W SYSTEM RECOVERY FAILURE; PROGRAM CHECK**

**Explanation:** The system checkpoint routine encountered a program check while trying to checkpoint or warm start the system.

**System Action:** The system enters a disabled wait state (wait state code 007).

**Note:** The program old PSW and the program interrupt code are restored to the values at the time of the program check, and the general register values are saved in TEMPSAVE before entering the wait state.

**Operator Response:** This message usually indicates severe system problems with the spooling files, system accounting data, or other system data needed for warm start. It is usually impossible to continue system operation without clearing storage and performing a checkpoint start. If a system dump to printer or tape preceded this message, the system programmer has enough information to determine the cause of the failure and the resultant program check during system recovery. The first

55,296 bytes (hex D800) of storage contain the checkpoint modules and buffers used by checkpoint. This area should be dumped using a standalone dump. If a system dump to printer or tape did not precede this message, do a complete storage dump.

**901W      SYSTEM RECOVERY FAILURE;  
MACHINE CHECK**

**Explanation:** During the system recovery checkpoint or warm start phase, a machine check occurred.

**System Action:** The system enters a disabled wait state (wait state code 007).

**Operator Response:** IPL the system to retry the checkpoint function. If the failure persists, it usually indicates hardware problems. Keep the SEREP output and call your local representative for assistance. Do not use the SEREP program on 308x, 9083, and 4341 processors as you will get invalid results.

*Notes:*

1. *If the failure occurred during the checkpoint phase (system shutdown, system crash or an IPL with an active system in storage), a CKPT start is required if storage is cleared or overlaid.*
2. *If the failure occurred during an attempt to warm start, CKPT start, or force start, the warm start data or the warm start cylinder(s) remains intact.*

**902W      SYSTEM RECOVERY FAILURE;  
FATAL I/O ERROR  
{NUCLEUS|WARM} AREA**

**Explanation:** During the system checkpoint or warm start phase, an unrecoverable input/output error occurred on the system residence volume.

**NUCLEUS AREA**

The warm start phase had an I/O error on the system residence device trying to read module DMKSAV from the nucleus area.

**WARM AREA**

The checkpoint phase had an I/O error on the system residence device trying to read from or write to the warm start area.

**System Action:** The system enters a disabled wait state (wait state code 007).

**Operator Response:** IPL the system to retry the checkpoint or warm start function. If this is unsuccessful, move the IPL volume, if possible, to another drive and retry the IPL. If the problem persists, dump the first 55,296 bytes (hexadecimal D800) of storage using a standalone dump.

For FB-512 devices, dump the first 55,296 bytes (hexadecimal D800) of storage using a standalone dump.

Notify your system programmer to determine the proper nucleus or warm start area specified in module DMKSYS (SYSRES statement) at system generation time.

The nucleus or warm start area can be dumped to tape or printed to the system printer by using DDR (DASD Dump Restore program) with the DUMP or PRINT option. The output should be available before calling for hardware or program assistance.

The following storage locations contain information related to wait state 007 for the non-V-R system.

Hexadecimal	
Location	Contents
10	Sense data up to 24 bytes
40	Channel status word (8 bytes)
48	Channel address word (4 bytes)

FF8	Length of error message (4 bytes)
FFC	Pointer to error message (4 bytes)
1016	Cylinder address of the first nucleus cylinder (2 bytes) (CKD only)
1018	Cylinder address of the last nucleus cylinder (2 bytes) (CKD only)
1000-6FFF	Checkpoint program
7000-D800	Checkpoint work area

If the SYSRES device is FB-512 (RDEVTYPEPC = CLASFBA), the contents of the following hexadecimal locations are changed:

1016	Block address of the first page of the CP nucleus (4 bytes)
1022	Block address of the last page of the CP nucleus (4 bytes)

*Notes:*

1. *It may be necessary to format the area in error using the Format service program.*
2. *If the nucleus area is reformatted, the CP nucleus must be restored to the system volume.*
3. *The status of the console can prevent the display of message DMKCKP960I and DMKCKP961W.*

**903W**      **System recovery failure; valid allocation error {cylinder cc|page page}**

**Explanation:** During a system warm start or CKPT start phase, one of the warm start or CKPT start data records indicates allocation on a cylinder (count-key-data) or page (FB-512) on a system-owned volume that either:

- Is not specified in the allocation table as belonging to the system temporary spool space allocation, or

- Is already marked as allocated.

The possible causes are:

- A change in the system-owned list. (New volumes must be added to the end of the SYSOWN list when you define the SYSOWN MACRO.)
- A change to the allocation record on a spooling volume from TEMP to PERM, TDSK or DRCT (Format/Allocate program).
- Duplicate labeled volume.

**System Action:** The system enters a disabled wait state (wait state code 009).

**Operator Response:** IPL the system again to attempt another warmstart or CKPT start. The start cannot complete if the allocation error is due to a software failure. This message, however, could be issued if the volume identified as being a spooling volume is invalid. Verify that all system spooling volumes are correctly mounted before attempting another warmstart or CKPT start. If all else fails, force a CP abend dump to the printer by pressing the RESTART key. IPL the system again, specifying CKPT start.

**904W**      **System recovery failure; invalid warm start data**

**Explanation:** During a system warm-start procedure, the warm start module encountered invalid warm start data from the warm start area on the system residence volume.

**System Action:** The system enters a disabled wait state (wait state code 009).

**Operator Response:** This message indicates that severe problems have been encountered with the warm start information in the warm start area on the system residence volume. You may IPL the system again to retry operation. It is likely that a software failure has

occurred and that retrying the operation will result in the same error. When this happens, the only alternative is to IPL the system and specify a CKPT start. If the problem persists, do the following:

- Force a CP abend dump to the printer by pressing the RESTART key.
- Print the contents of the warm start area located on the system residence volume using the DASD Dump Restore program with the PRINT option.

Save this output and give it to the IBM program support representative to analyze.

**905W      SYSTEM DUMP FAILURE;  
PROGRAM CHECK**

**Explanation:** During the system abend process, the dump routine encountered a program check.

**System Action:** The system enters a wait state.

**Operator Response:** The dump has failed, and you must IPL the system again after the abend dump and go through normal system initialization and warm start procedures.

**906W      SYSTEM DUMP FAILURE;  
MACHINE CHECK**

**Explanation:** During the system ABEND dump procedure, a machine check occurred.

**System Action:** The system enters the wait state.

**Operator Response:** Run the SEREP program and keep the output before calling IBM for hardware support; reload the system and go through normal initialization and warm start

procedures. Do not use the SEREP program on 308x, 9083, and 4341 processors as you will get invalid results.

**907W      SYSTEM DUMP FAILURE;  
FATAL I/O ERROR**

**Explanation:** During the system abend dump procedure, an unrecoverable I/O error occurred on the volume that is holding the disk dump. The system dump is unable to continue.

**System Action:** The system enters the wait state.

**Operator Response:** No action can be taken at this point to recover the system dump data. You should reload the system, go through the normal initialization procedures, and perform a system warm start.

**908I      SYSTEM FAILURE; CODE - code  
PROCESSOR nn**

**Explanation:** The CP system has encountered a severe software failure, which caused a system dump. (Look up the 'code' in Figure 9 on page 34 to see why a system dump occurred.)

*Notes:*

1. *Message will not print if the console is busy or has been detached, but the system abend dump will still complete.*
2. *The processor address is displayed in decimal format.*
3. *The software failure can be caused by a hardware problem.*

**System Action:** This message is immediately followed by a system abend dump to the dump device, and then automatic or normal restart procedures are initiated.

**Operator Response:** On 4300 processors, verify that you did not IML a VSE microcode load. Otherwise, save the failure code printed at the console, including the documentation of activity prior to the problems with system operation, and call IBM for software support.

**909W SYSTEM DUMP DEVICE NOT READY**

**Explanation:** It is not possible to write on the system dump device because it is not in a ready state.

**System Action:** The system enters a wait state.

**Operator Response:** Make the system dump device ready; the dump operation then continues.

**910W SYSTEM RECOVERY FAILURE; INVALID WARM START AREA**

**Explanation:** During a system checkpoint phase, the checkpoint module reads record one of the first warm start area and compares the eight-byte clock value written by the previous successful cold or warm start against the in-storage value saved in DMKRSPCV. If the values do not agree:

- The IPL volume is not the correct volume to checkpoint the in-storage system, or
- The warm start area has been altered since the last cold or warm start, or
- The value located at DMKRSPCV in storage has been altered since the last cold or warm start, or
- The warm start area address at DMKSYSWM has been altered since the last cold or warm start.

**System Action:** The system enters a disabled wait state (wait state code 007).

**Operator Response:** If more than one VM/SP system residence volume is mounted, make sure the correct volume is loaded (via IPL) to checkpoint the in-storage system. If the problem persists, the following should be done:

- A dump of storage using a standalone dump.
- A printout of record one of the warm start cylinder of all VM/SP system residence volumes mounted (use the DDR PRINT function).
- To restart, clear storage and IPL the VM/SP system, specifying checkpoint start.

**911W SYSTEM RECOVERY FAILURE; WARM START AREA FULL**

**Explanation:** During a system checkpoint phase, the warm start area could not contain all the warm start data.

**System Action:** The system enters a disabled wait state (wait state code 007).

**Operator Response:** This message usually indicates either:

1. A system problem with the spooling files, system accounting data, allocation records and other system data needed for the warm start area, or
2. An insufficient number of cylinders assigned for warm start (specified in the DMKWARM option of the SYSRES macro).

It is usually impossible to continue system operation without clearing storage and performing a system checkpoint start. If a system dump to printer or tape preceded this message, it should give the system programmer

enough information to determine the cause of the failure and the resultant checkpoint failure. The first 55,296 bytes (hexadecimal D800) of storage contain the checkpoint module, work area, and a 4096-byte buffer used by checkpoint (DMKCKP).

For FB-512 devices, the first 55,296 bytes (hexadecimal D800) of storage contain the checkpoint modules, work areas, and I/O buffers.

If the problem persists, call your system support personnel.

**912W System recovery failure; valid  
valid not mounted**

**Explanation:** During the system warm start or checkpoint start procedures, the warm start or checkpoint start data indicates that spool files are allocated on a system volume and that the requested volume is not mounted.

The possible causes are:

- Volume not mounted.
- Allocation record (record 4) missing or invalid.

**System Action:** The system enters a disabled wait state (wait state code 009).

**Operator Response:** Mount the specified volume required for CP warm start or checkpoint start procedures and IPL the system again. If this is unsuccessful, you may IPL the system again and specify a cold start. If the problem persists, do the following:

- Force a CP abend dump to the printer by pressing the RESTART key.
- Print the contents of the warm start or checkpoint start cylinder(s) or area located on the system residence volume, using the DDR (DASD Dump Restore) program with the

PRINT option. The address of the warm start cylinder(s) or area can be located by the system programmer in the SYSWRM operand of the SYSRES macro; the address of the checkpoint start cylinder(s) or area is in the SYSCKP operand.

Save this output and call IBM for software support.

**913I CP-owned valid *valid* invalid for  
3330V**

**Explanation:** 3850 support makes no provision for using 3330V volumes for CP-owned volumes. 3330V volumes cannot be used for paging or spooling.

**System Action:** After a 3330V volume label has been read and determined to be CP-owned, an informational message is issued. The RDEVBLOK/RCUBLOK/RCHBLOK is marked available and processing continues with the next device. The message notifies the user that DMKCPI does not chain the 3330V RDEVBLOK into the preferred list for paging or spooling.

**User Response:** None.

**914I Trace table is smaller than  
requested**

**Explanation:** Failing storage frames were detected during CP initialization. This is a hardware error. This condition made it impossible to allocate the requested number of contiguous trace table pages. Message 923I and probably message 924I were received prior to this message.

**System Action:** The system has allocated a smaller trace table. The system will continue to operate normally.

**Operator Response:** Notify your system support personnel of this problem.

**915E Permanent I/O error on checkpoint area**

**Explanation:** An I/O error has occurred while trying to read or write the checkpoint area.

**System Action:**

1. If this occurs during a warm or CKPT start, the system issues message DMKCKS919E and enters a wait state with wait state code X'00E'.
2. If it occurs while the system is operating normally, dynamic checkpointing is terminated.

**Operator Response:**

1. If this is the first time you have initialized this system, check the DMKRIO deck to make sure you have specified the proper device type for the system residence volume.
2. If this is not the first IPL of this system, try to IPL the system again. If this fails, move the VM/SP SYSRES volume to another device and reload (via IPL). If this IPL fails, perform a cold start.
3. At this point, checkpointing has been terminated, so the system is running without a dynamic checkpoint capability. Quiesce the system and issue a normal SHUTDOWN command, then attempt a warm start. If the error persists, reformat the checkpoint cylinders or area with the FORMAT service program and try again to warm start. If this fails, a cold start is required.

**916E Error allocating spool file buffers**

**Explanation:** In attempting to follow the chain of DASD buffers for a spool file, an error was encountered in trying to read one of the buffers.

**System Action:**

1. If CKPT was specified, the system enters a disabled wait state, with wait state code X'00E'.
2. If FORCE was specified, the file on which the error occurred is deleted and the system continues to recover from the checkpoint cylinder or area.

**Operator Response:**

1. If the system enters the '00E' wait state, attempt an IPL with the FORCE option.
2. If FORCE was specified, you should not allow any users to log on to the system. The system should be devoted to reclaiming and putting out as many spool files as possible. Note that at least one spool file was not recovered properly. Use SPTape to make a copy of your spool files, then reinitialize the system with the cold (COLD) start option.

**917E Checkpoint area invalid; clear storage and cold start**

**Explanation:** The CKPT cylinder or area contains no valid information for recovery.

**System Action:** The system enters a disabled wait state (wait state code 00E).

**User Response:** There is no valid checkpoint data and, if there is no warm start data, storage must be cleared and a cold start performed.



**918I      SYSTEM DUMP FAILURE;  
STATUS NOT STORED FOR  
ABENDING PROCESSOR**

**Explanation:** A STOP-STORE status operation could not be successfully completed. The status from the non-abending processor will be zeros or invalid. The dump will continue to process.

**System Action:** None.

**User Response:** None.

**919E      Checkpoint area is invalid;  
checkpointing terminated**

**Explanation:** The CKPT area has been invalidated and checkpointing will no longer be performed. The reason should have appeared in a previous message.

**System Action:** Checkpointing cannot resume until the system is reloaded (via IPL).

**Operator Response:** With knowledge that a subsequent CKPT start will fail, the operator should follow installation procedure in this matter. Probably, the safest procedure is to quiesce the system and perform a normal shutdown. Then, a subsequent warm start will reinitialize the CKPT cylinder or area so that checkpointing can resume. Note that continued system operation and a subsequent failure to shut down normally makes a cold start mandatory.

**920W      No warm start data; checkpoint  
start for retry**

**Explanation:** The operator has specified a warm start and the warm start cylinder of the system residence volume has no warm start data. This message is usually issued when an IPL is performed on a new CP system for the first time, or when the last checkpoint was not successful.

**System Action:** If possible, the operator will be prompted for the type of start to perform. Otherwise, the system enters a disabled wait state (wait state code 009).

**Operator Response:** Try to reinitialize the system with the CKPT start option.

**921W      System recovery failure;  
unrecoverable I/O error**

**Explanation:** During the system warm start phase, an unrecoverable input/output error occurred on the system residence device while the system was either trying to write record one of the first warm start cylinder or area or trying to read warm start information from the warm start area.

**System Action:** The system enters a disabled wait state (wait state code 009).

**Operator Response:** IPL the system again to retry the warm start function. If this is unsuccessful, the IPL volume, if movable, could be moved to another drive and the IPL retried.

**Warning:** A volume should never be moved if it is visibly damaged; discontinue use of this volume and device and call IBM for hardware support.

If this second IPL is unsuccessful, you may IPL the system again and try a CKPT, FORCE or COLD start, in that order. The DMKDAS5xxI error message preceding this message gives the command op-code, device address, sense data and channel status word associated with this error. If the problem persists, force a CP dump to the printer by pressing the system console RESTART key. Save the output and call your system support personnel to determine whether the problem is hardware or software. Then call IBM for the appropriate support.

*Note:* The warm start cylinder(s) or area(s) may have to be reformatted using the FORMAT service program to prevent unrecoverable I/O errors during the next system checkpoint.

**922W      System recovery failure; invalid spooling data**

**Explanation:** During the system checkpoint phase, the checkpoint module encountered an invalid spool allocation record in storage.

**System Action:** The system enters a disabled wait state (wait state code 007).

**Operator Response:** This message usually indicates severe system problems with the system spooling allocation records. It is usually impossible to continue system operation without clearing storage and performing a checkpoint start. If a system dump to printer or tape preceded this message, it should give the system programmer enough information to determine the cause of the failure and the resultant checkpoint failure. The first 55,296 bytes (hexadecimal D800) of storage contain the checkpoint module, work area and a 4096-byte buffer areas, and I/O buffers used by checkpoint (DMKCKP). This area should be dumped using standalone dump procedures.

For FB-512 devices, the first 55,296 bytes (hexadecimal D800) of storage contains the checkpoint module, work areas, and I/O buffers used by checkpoint (DMKCKP). This area should be dumped using standalone dump procedures.

If a system dump to printer or tape did not precede the message, the complete storage should be dumped.

**923I      Failing storage frame at location *rstor***

**Explanation:** The system has detected a failing storage frame. This is a hardware error. 'rstor' is the real address of the failing storage frame.

**System Action:** System operation continues.

**Operator Response:** Notify your system support personnel of this problem.

**924I      *xxxx* additional failing storage frames exist**

**Explanation:** The System has detected unusable page frames. This is a hardware error. Message 923I has been issued four times prior to this message.

*xxxx* - the number, in hexadecimal, of failing storage frames less four.

**System Action:** System operation continues.

**Operator Response:** Notify your system support personnel of this problem immediately.

**925I      System auto dump reallocated to DASD *rdev***

**Explanation:** The system dump has been reallocated on the DASD *rdev*. This condition occurred due to either the operator processing or purging an existing dump file or issuing the command 'SET DUMP AUTO'.

**System Action:** The system continues normal operation.

**Operator Response:** None. However, the operator has an option to SET the dump to the printer or tape.

**928W Permanent I/O error in warm start data area**

**Explanation:** An unrecoverable I/O error has occurred while trying to write the warm start data area.

**System Action:** The system enters a disabled wait state (wait state 028).

**Operator Response:** Clear the first record of the warm start data and re-IPL the system to attempt a CKPT (checkpoint), FORCE, or COLD start.

attach them to the system for normal CP usage. This message usually indicates that a normally required volume for paging or spooling either is not formatted or is not available at IPL time. Make sure that all volumes are mounted and ready before loading the CP system. It may be necessary to bring the system to an orderly shutdown, remedy the situation, and IPL the system again, using normal initialization and warm start procedures.

**950A Operator not logged on; explicit LOGON required**

**Explanation:** The operator has not been automatically logged on. The reason may be given in one of the logon failure messages that preceded this message.

**System Action:** The system enters a normal wait state while waiting for the operator to reply to the console and perform a normal logon.

**Operator Response:** Perform a normal logon as specified in the *VM/SP Operator's Guide*, entering the required password. The system can then resume normal operation.

**952I nnnnnnK system storage**

**Explanation:** During the system IPL procedure, the system determined that the amount of real storage available is not the same as the amount of storage specified for the system at system generation time.

**System Action:** The system continues normal operation.

**Operator Response:** Determine that no unusual hardware reconfiguration has taken place, and bring the message to the attention of your system programmer so that he can verify that normal system operation is in effect. He should also verify that the RMSIZE operand, specified in the SYSCOR macro of the DMKSYS module during system generation, is correct. If it is not, regenerate the system with the correct storage size, so that this message will not be issued during normal operation of the system. If the RMSIZE operand is correct, real storage may have been damaged due to a hardware problem; call IBM for hardware support.

**951I CP valid *valid* not mounted**

**Explanation:** One of the volumes specified in the system-owned list is not mounted at system initialization time.

**System Action:** System processing continues.

**Operator Response:** No operator action is explicitly required at this time; however, you may have to mount and make ready specified system volumes later during system operation and

If the CPU is a 4331 or a 4341, control storage may have overflowed into main storage. This then makes some main storage unavailable for VM and can cause this message to be outputted.

**953I      Unable to allocate system auto dump**

**Explanation:** During the system IPL procedure, the CP system was unable to find enough contiguous disk space to hold a possible CP abend dump.

**System Action:** The system continues normal operation

**Operator Response:** No action on the part of the operator is necessary. The system dump has been set to the default of the system printer. The operator may change the dump to another printer or tape drive but may not specify AUTO since it has not been allocated.

**954E      DASD rdev valid valid not mounted; duplicate of DASD rdev**

**Explanation:** During the system IPL procedure, duplicate volume IDs were identified on two disk volumes. The message indicates that it was a duplicate of a previous volume label read on an earlier device.

**System Action:** The system continues normal operation.

**Operator Response:** Immediately verify that the correct volume is mounted as the one accepted on the specified device. If it is not, severe system errors could occur since CP may perform incorrect allocation on the volume specified. Immediately stop the system, bring it to an orderly shutdown, and remove the incorrect duplicate volume from the system. This message and the duplicate volumes usually occur after a system restart when users have attached and mounted on the system volumes with labels similar to those of other users or similar to the CP system volumes. This should be avoided wherever possible.

**956A      DASD rdev VOLID valid NOT MOUNTED; NOW OFFLINE**

**Explanation:** A DASD volume was swapped while in use by the system (CP owned or attached to the system), and the valid on the new volume is different from the valid of the previously mounted volume, or the valid could not be read.

**System Action:** The DASD is made unavailable offline. Any I/O activity to the device results in a condition code of 3 being reflected to the caller.

**Operator Response:** Mount the desired volume and issue the CP command VARY with the ONLINE operand (with the exception of a system-owned or dedicated device).

**957I      STORAGE SIZE = xxxxxK,  
NUCLEUS SIZE = xxxK,  
DYNAMIC PAGING SIZE =  
xxxxxK, TRACE TABLE SIZE =  
xxxK, FREE STORAGE SIZE =  
xxxxxK, VIRTUAL=REAL SIZE =  
xxxxxK**

**Explanation:** This message is issued at system initialization time by DMKCPJ and provides a general map of VM/SP system storage. This map is accurate to within one page (4K) and is rounded to page boundaries.

**STORAGE SIZE**  
amount of storage being used.

**NUCLEUS SIZE**  
amount of storage being used by the VM/SP nucleus.

**DYNAMIC PAGING SIZE**  
size of the VM dynamic paging area.

**TRACE TABLE SIZE**  
size of the trace table.

**FREE STORAGE SIZE**  
size of the fixed free storage area.

**VIRTUAL = REAL SIZE**

size of the virtual = real area.

**System Action:** The system continues normal operation.

**Operator Response:** None. This message is for information only.

**958I ATTACHED PROCESSOR NOW OPERATIONAL**

**Explanation:** The real machine initialization routine, DMKCPI and DMKAPI, have completed the necessary processing to support the attached processor. This message will only be received when the installation has requested attached processor support via system generation.

**System Action:** The system begins utilization of the attached processor.

**Operator Response:** None.

*Note:* If this message is received, the 8K required for system prefixing will not appear in the storage map of message 957I.

**959W Attached processor not online**

**Explanation:** The installation requested attached processor support during system generation. DMKCPI determined during IPL, that the unit was not online.

**System Action:** Processing continues without the attached processor.

**Operator Response:** Reinitialize CP if the attached processor is required.

*Note:* Since the intent of this message is to provide a warning to the attached processor user, it will only be issued when the multiprocessing feature is installed.

If the system is generated with attached processor support and this feature is not installed, no message is issued.

**960I System warm start data saved**

**Explanation:** For DMKCKP, this message indicates that the warm start data has been successfully saved on the system residence volume and is ready for a system warm start.

This message is immediately followed by message DMKCKP961W.

**System Action:** The system enters the wait state after issuing message DMKCKP961W.

**Operator Response:** None. This message is for information purposes only.

**961W System shutdown complete**

**Explanation:** The system has been brought to a successful orderly shutdown.

**System Action:** The system enters the wait state. The wait state code is 8; see "CP Wait State Codes" on page 13 for an explanation.

**Operator Response:** No explicit action is necessary. You may now or at a later time re-IPL your CP system and restore the saved warm start data.

**962I CP-owned DASD rdev valid valid; invalid allocation record**

**Explanation:** No valid allocation was found on the CP-owned volume indicated. If the message is issued by DMKVDE, an ATTACH TO SYSTEM as a system owned device cannot be fulfilled, because of errors or inconsistencies detected in the allocation extent map. The device can

be used as a DASD containing minidisks.

**System Action:** The volume is not mounted as a system-owned volume. Operation continues. If the DASD is the system resident device, the message is not issued at the operator's console, but is pointed to by register 1. The system enters a disabled wait with a wait state code of X'01B'.

**Operator Response:** If the volume is to be used by VM/SP, a valid allocation record must be written with the Format/Allocate Service Program. See the note and follow the instructions described in the explanation of wait state code X'01B'.

#### 963W Second processor not online

**Explanation:** The installation requested multiprocessor support during system generation. DMKCPI determined during IPL that only one processor was available.

**System Action:** Processing continues without the second processor.

**Operator Response:** Reinitialize CP if the second processor (in an MP configuration) is required.

*Note:* Since the intent of this message is to provide a warning to the multiprocessor user, it will only be issued when the multiprocessor feature is installed. If the system is generated with multiprocessor support and this feature is not installed, no message is issued.

#### 964I Processor xx IPLed; processor yy initialized

**Explanation:** The real machine initialization routines, DMKCPI and DMKAPI, have completed the necessary processing to support the second processor of an AP (attached processor)

or MP (multiprocessor) system. This message will only be received when the installation has requested AP or MP support via system generation; where

where:

xx is the ID (address) of the IPLed processor.

yy is the ID (address) of the non-IPLed processor.

**System Action:** The system begins utilization of both processors.

**Operator Response:** None.

*Note:* If this message is received, the 8K required for system prefixing will not appear in the storage map of message 957I.

#### 966I Initialization complete

**Explanation:** The real machine initialization routine(s), DMKCPI (and others), have completed the system initialization necessary to support the running of virtual machines and the execution of operator commands.

**System Action:** DMKCPI passes control to the dispatcher to start fielding interrupts and LOGON requests.

**Operator Response:** None.

#### 967I Disconnect userid - system restarted (mmmmnnn|shutdown) and system console not VM operator console

**Explanation:** This message is issued at system restart, after a CP system failure or SHUTDOWN REIPL command, if the system operator was not logged on to the primary system console at the time the system failure or SHUTDOWN REIPL occurred.

where:

userid is the userid of the system operator  
 mmm is the module issuing the abend  
 nnn is the abend number

SHUTDOWN is inserted if the restart resulted from a SHUTDOWN REIPL.

**System Action:** The operator virtual machine is disconnected. The system console displays the VM logo and awaits a LOGON command. Console spooling is automatically initiated for the operator virtual machine.

**Operator Response:** No action is required. You may wish to reconnect to the operator virtual machine by entering a LOGON command specifying the operator's userid and password. The LOGON command may be entered from any enabled terminal (including the system console).

**968I System shutdown requested**

**Explanation:** A shutdown start was requested during initialization.

**System Action:** The system enters the wait state after issuing message DMKCPJ961W. Since a warm start has not been performed, the warm start cylinder from a previous shutdown is still valid.

**User Response:** None. This message is for information only.

**970W TOD CLOCK SYNC CHECK RECEIVED**

**Explanation:** The TOD clocks are out of synchronization.

**System Action:** The system resynchronizes the clocks and continues processing.

**Operator Response:** Press the TOD Enable Set key when instructed by the system.

**971I System is {uniprocessor|attached processor|multi-processor } generated**

**Explanation:** This message is issued at system initialization time by DMKCPI and identifies the system generation mode specified within module DMKSYS.

**System Action:** Having identified the hardware configuration that this system is generated to run on, DMKCPI continues initialization.

**Operator Response:** None.

*Note:* This message does not always reflect the way the system will be initialized. Uniprocessor generated systems will always be initialized in uniprocessor mode. Attached processor and multiprocessor generated systems will be initialized in uniprocessor mode when:

- the hardware does not have the multiprocessor feature
- the configurations have the second processor offline.

**972E NUCLEUS AREA IS TOO SMALL; IT IS NOT UPDATED. THIS NUCLEUS REQUIRES nnnnnn {CYLINDERS|PAGES}**

**Explanation:** This message is issued during the install process if the CP nucleus is too big to fit into its defined area on disk storage. nnnnnn indicates the number of cylinders (for CKD storage devices) or pages (for FB-512 storage devices) that are needed to hold the nucleus.

**System Action:** The system enters a disabled wait state (wait state code 01F).

**Programmer Response:** Review the SYSRES macro in the DMKSYS ASSEMBLE file. Make sure the values used for SYSVOL, SYSRES, and SYSTYPE correctly describe the target

disk. If these values are correct, then review the space allocation on the target disk to find a contiguous area as large as this message specifies. If necessary, change the values used for SYSNUC. After you correct the problem, re-IPL and continue with the install process.

**973I**      **No directory file on IPL volume**  
*volume*

**Explanation:** This message is issued at system initialization time if the IPL volume (also called the SYSRES volume) does not contain an active directory file. *volume* identifies the volume label of the IPL volume.

**System Action:** System operation continues. The directory will be loaded from the first SYSOWN volume with a valid directory file.

**Operator Response:** None. However, if you normally load the directory from

the IPL volume, notify your System Programmer or System Administrator that it was not loaded from the IPL volume this time. Maintenance may be required for the directory.

**974I**      **No valid override file; using**  
**system defaults**

**Explanation:** This message is issued at system initialization time if the directory volume does not contain a command override file.

**System Action:** System operation continues. The IBM default classes are used for commands and diagnose codes.

**Operator Response:** None. However, if you normally load the override file, notify your System Programmer or System Administrator that the command override file was not loaded this time. Maintenance may be required for the override file.





## Conversational Monitor System (CMS) Messages

**001E** No {filename|name names}  
specified

**Explanation:** The command requires that you specify at least one filename.

For the EXEC command, specify the name of the EXEC file.

For the EXPAND command, specify the name of the input text file.

For the MACLIB command, specify at least one filename in addition to the library name.

For the OSRUN command, no LOADLIB member name was specified.

For the PRELOAD command, specify the name of the loadlist EXEC file.

For the VMFTEXT command, you did not specify the filename of the TXTLIB you want to build.

For the ZAP command, if you specify a LOADLIB or TXTLIB file you must specify one to three library names.

For the ZAPTEXT command, specify the name of the text file.

**System Action:** RC = 24.  
Execution of the command is terminated. The system status remains the same.

**User Response:** Reissue the command and specify the filename(s), library name(s), or member name.

**002E** [Input|Overlay]  
{File[(s)]|Dataset|Note} [fn [ft  
[fm]]] not found

**Explanation:** The specified file was not found on the accessed disk(s). Either the file does not reside on this disk, the file identification was misspelled, or incomplete identification was provided to cause the appropriate disk to be searched, or system disk was not accessed as a read-only extension of the A-disk.

For the PRELOAD command, either the loadlist EXEC, the CNTRL file, or one of the input text files could not be found.

For SETPRT command, the module represented by 'fn ft' does not exist in the current CMS Disk Search Order.

For the STATEW command, the file may exist, but it is not on any of the user's read/write disks.

For the ZAP command, either none of the libraries specified for a TXTLIB or LOADLIB could be found, or the INPUT filename could not be located via the STATE macro.

For the ZAPTEXT and EXPAND commands, the input text file or INPUT filename could not be located via the ESTATE command.

For the VMFLKED command, either you specified a file that cannot be found on a minidisk in the CMS search hierarchy, or you specified a

filename on a %CONTROL statement as the name of a CNTRL file and that file was not found.

For the CONVERT command, the input DLCS file you specified was not found.

See the *VM/SP CMS Command Reference* for a description of the file identification required by each command and the search procedure used. For the ASM3705, ZAP, ZAPTEXT, and EXPAND commands, see the *VM/SP Installation Guide*.

**System Action:** RC = 28.  
Execution of the command is terminated. The system status remains the same.

For DMSSPR, nothing has been sent to the virtual 3800.

For DMSLIO, some loader information fields have been initialized, but they should not interfere with a subsequent LOAD command.

For the CONVERT command, conversion stops.

RC = 44.  
For the VMFPLC2 command, the STOP option has been specified with the LOAD function, and the file was not found in alphabetic sequence. The tape is positioned immediately before the next file.

For the VMFLKED and VMFZAP commands, processing ends.

For the VMFMERGE command, other required files are checked and then processing ends.

**User Response:** Find or create the desired file. To make sure that the file exists, issue STATE fn ft \* or LISTFILE fn ft \*. Correct and reissue the command.

For DMSSPR, access the disk having the required module or respecify a different module in the calling sequence and then reissue the SETPRT command.

For a DMSROS TEXT file, ensure that the file is accessible and reissue the command.

For the VMFLKED command, make certain that the proper disks are accessed and check the name of the specified file. If the name was specified incorrectly, re-issue the command with the correct name.

For VMFTEXT:

If the filetype is EXEC, make sure that a memberlist EXEC file exists and that the filename of the memberlist and the libname parameter are spelled the same. Correct the error and reissue the command.

If the filetype is CNTRL, make sure that the specified CNTRL file exists and is correctly spelled. Correct the error and reissue the command.

If the filename and filetype pair is one of the following:

VMFMSG EXEC  
VMFDATE MODULE  
VMFTEXT DATA

contact your system programmer and arrange to have these files installed again on the CMS system disk as filemode 2 files.

For the VMFZAP, VMFMERGE, and VMFREMOV commands, see if the proper disks are specified in the VMFPARM file and then re-issue the command.

For the CONVERT command, correct the file name or access a disk where the file can be found.

**002I File *fn* [TXTLIB|LOADLIB] not found**

**Explanation:** The specified TXTLIB or LOADLIB file was not found on the accessed disk(s). Either the file does not reside on this disk, the file identification was misspelled, or insufficient identification was provided to cause the proper disk to be searched.

This message will also occur in the following situations:

- a user issues a GLOBAL command for a TXTLIB or LOADLIB and then 1) erases or renames the TXTLIB or LOADLIB, or 2) releases the disk on which it resides,
- if the CMS segment is not available when the user accesses an OS disk or DMSSVT.

**System Action:** RC = 0  
TXTLIB file could not be found.  
Execution of the command continues.  
RC = 28  
LOADLIB file could not be found.  
Execution of the command is terminated. The system status remains the same.

**User Response:** If 'fn TXTLIB' or 'fn LOADLIB' is required for command execution, make sure that it exists and is on a disk that is accessed. Otherwise, ignore the message.

**002W File *fn ft [fm]* not found**

**Explanation:** The specified file was not found on the accessed disk(s). Either the file does not reside on this disk, the file identification was misspelled, or incomplete identification was provided to cause the appropriate disk to be searched. (See the *VM/SP CMS Command Reference* for a description of the file identification required by each command and the search procedure used.)

Also, a program may have modified the fileid in the FST. See "CMS Routines Used to Access the File System" in the *VM/SP System Logic and Problem Determination Guide Volume 2 (CMS)* for a description of the SET HASH command.

For the VMFLKED command, the input control file indicated that filename filetype (filemode) was to be included in the link edit. The file was not found and the %IGNORE option was not in effect.

**System Action:** DMSGLB issues RC = 28; all other modules issue RC = 4. Execution of the command continues.

For DMSGLB, the old MACLIB or TXTLIB list is cleared and the new list contains all specified libraries except those that are not found.

For DMSGND, there will be no entry in the directory for the file not found.

For DMSLBM, the file not found will not be in the MACLIB. Processing continues with the next filename if one exists.

For DMSLBT, processing continues with the next filename if one exists.

For DMSZAP, if a library name was specified, the next library name (if one is present) is used. If a MODULE file was specified, all control records encountered until the next NAME, DUMP, or END control record are ignored.

For the VMFLKED command, the current module is not link edited but processing continues with the next module in the input control file.

For the VMFREMOV command, if no Service Control File was found, then processing of the PTF being removed ends. Processing continues for the next PTF to be removed.

**User Response:** To make sure the file exists, issue STATE fn ft \* or LISTFILE fn ft \*. Make sure that the disk on which the file resides is accessed.

For DMSGND, if you must have the file not found in the directory, take steps to supply the file. Correct and reenter the command.

For DMSLBM, if the MACLIB exists after execution of the command, use the MACLIB ADD command to add the file to the library.

For DMSLBT, supply the necessary file using the TXTLIB ADD command.

For the VMFLKED command, make sure that the proper minidisks are accessed. Re-issue the command (if appropriate, use the MODULE option so that only the module in error is link edited).

**003E Invalid option: *option***

**Explanation:** The specified option is invalid. It may have been misspelled or, if the option is truncatable, it may have been truncated improperly, or it may conflict with another option in the command line.

**System Action:** RC = 24.  
Execution of the command is terminated. The system status remains the same.

For DMSLIO, some option processing may have caused user storage to be cleared or the location counter set, etc. This should not interfere with a subsequent LOAD command.

For the VMFLKED command, processing ends.

**User Response:** Correct and reenter the command.

**004E {Book|Module|Phase|Procedure}  
name not found**

**Explanation:** The specified book, module, phase, or procedure was not found on the accessed disk(s) as a result of a FETCH (SVC 1 or SVC 2).

**System Action:** RC = 28.  
Execution of the command is terminated. The system status remains the same.

**User Response:** To make sure the file exists, issue the command DOSLIB MAP against all DOSLIB files. If the file resides on a DOS-formatted disk, a DSERV will help locate it.

**004W Warning messages issued**

**Explanation:** The language processor returned completion code 4.

**System Action:** RC = 4.  
The system status remains the same.

**User Response:** Look for additional messages that may have been issued by the compiler.

**005E {No option [parameter]  
specified|No application id  
specified}**

**Explanation:** The indicated option or the application id was entered in an incomplete form.

For the VMFLKED command, the format you issued is invalid. Either you issued the command without the filename of an input control file, or you specified the MODULE option without a module name.

**System Action:** RC = 24.  
Execution of the command is terminated. The system status remains the same.

**User Response:** Reenter the command, specifying the required data for the option.

**006E      No read/write {disk|diskmode disk} accessed {for fn ft}**

**Explanation:** The user does not have access to a read/write disk on which the command can write its output or utility files. If the message displayed is NO READ/WRITE 'A' DISK ACCESSED, the command, in order to be executed, requires that the A-disk be accessed in read/write mode. For RECEIVE, SENDFILE, or DISCARD (which is equivalent to RECEIVE issued with the PURGE option) the LOG option was in effect, and no read/write disk was accessed.

For the CONVERT command, the program tried to find a read/write disk for the table, but was unsuccessful.

**System Action:** RC = 36.  
Execution of the command is terminated. The system status remains the same.

For the CONVERT command, conversion stops.

**User Response:** Access a read/write disk and reissue the command, or issue the CP LINK command to reset the A-disk to read/write mode, access the A-disk again, and reissue the command.

For the CONVERT command, access a disk where the table can be built in read/write mode and reissue the command.

**007E      File fn ft fm is not fixed, 80-character records**

**Explanation:** The specified file must have fixed-length, 80-character records in order for the command to be executed.

**System Action:** RC = 32.  
Execution of the command is terminated. The system status remains the same.

For the UPDATE command, the following may have occurred:

- If a file with the fileid "\$fname ftype" existed on the output disk before the command was entered, this file may have been erased.
- If the DISK option was in effect and a file with the fileid "fname UPDLOG" existed on the output disk before the command was entered, this file may have been erased.
- If the CTL option was in effect and a file with the fileid "fname UPDATES" existed on the output disk before the command was entered, this file may have been erased.
- If UPDATE processing began before the error was detected, any or all of the following files may have been created on the output disk:

```
UPDATE CMSUT1
  $fname ftype
  fname UPDLOG
    (if the DISK option was in effect)
  fname UPDATES
    (if the CTL option was in effect)
```

**User Response:** It is possible that an incorrect fileid was specified in the command line. In this case, reissue the command. If, however, the fileid was correct but the file is in the wrong format or does not contain 80-character records, change the file's format and/or record length with the COPYFILE or EDIT command.

# DMS

**008E**     **Device *vdev* {invalid or nonexistent|is an unsupported device type}**

**Explanation:** The virtual machine does not have a virtual 1403 or 3211 printer, punch, or reader.

For the VMFZAP, VMFMERGE and VMFREMOV commands, the disk address you specified in the VMFPARM file does not have any disk linked.

**System Action:** RC = 36.  
Execution of the command is terminated. The system status remains the same.

For VMFMERGE and VMFREMOV, the status of all disks specified in the VMFPARM file is checked and then processing ends.

**User Response:** Use the CP DEFINE command to provide a suitable virtual device and reissue the command.

For VMFZAP, check that the disk address on the specified record is correct. If so, make sure that the proper disk is linked at that address. Re-issue the command.

For VMFMERGE and VMFREMOVE, make sure you have the correct disks linked. Reissue the command.

**008W**     **Error messages issued**

**Explanation:** The language processor returned completion code 8.

**System Action:** RC = 8.  
The system status remains the same.

**User Response:** Look for additional messages that may have been issued by the compiler.

**009E**     **Column [*col*] exceeds record length [(*nn*)]**

**Explanation:** The column specified lies outside the logical record length of the file.

**System Action:** RC = 24 for COMPARE, SORT, TYPE and XEDIT SORT. RC = 5 for SET TRUNC and SET VERIFY.

Execution of the command is terminated. The system status remains the same.

**User Response:** Reissue the command, specifying the correct column.

**010E**     **Premature EOF on file {*fn ft* [*fm*]|number *nn*}**

**Explanation:** For DMSCMP, an end of file occurred on one of the files being compared before the end of file was received on the other.

For DMSTPJ, a tape mark was encountered on the file before the file was completely loaded. Since the FST is the last record of the file, the *fn* and *ft* of the file in error are not available so the number of the file being read is given. This number represents how many files have been read since the last tape command was issued.

For the VMFLKED command, the end of the input control file was reached while reading Linkage Editor control records before a NAME record was found.

**System Action:** RC = 40.  
Execution of the command is terminated. The system status remains the same.

For DMSTPE, a temporary file called "TAPE CMSUT1" containing the data has been created on the A-disk or on the disk specified by the user. "TAPE CMSUT1" contains fixed-length, 800-byte records.

**User Response:** For DMSCMP, this normally indicates that the files being compared had an unequal number of records. If the command was properly specified, no action is necessary.

For DMSTPE, the file may have to be dumped to tape again.

For VMFLKED, correct the input control file and re-issue the command.

**010W Premature EOF on file *fn ft fm* [--sequence number *seqno* not found]**

**Explanation:** The update file contained an error. A control card specified a search for a sequence number which exceeded the value of any sequence number in the file being updated. As a result, a premature end of file occurred on the input file being updated, before the sequence number specified in the control card could be found.

**System Action:** RC = 12.

Update processing continues, and, if the CTL option was specified, additional update passes are made.

If several warning messages are generated during the updating process, the final return code when the UPDATE command has finished processing is the maximum of all return codes (4 or 8 or 12) associated with the generated warning messages. The REP option, if it was specified, is ignored, and the final update deck has the fileid '\$fname ftype'.

See the explanation of message DMS177I for further information on the meanings of the UPDATE warning return codes.

**User Response:** Correct the invalid control card in the update file, and reenter the UPDATE command.

**011E Conflicting file formats**

**Explanation:** The filetypes specified do not have the same record format; that is, one is fixed-length and one is variable-length, or the record lengths differ.

**System Action:** RC = 32.

Execution of the command is terminated. The system status remains the same.

**User Response:** Change the record format with the COPYFILE command.

**012W Severe error messages issued**

**Explanation:** The language processor returned completion code 12.

**System Action:** RC = 12.

The system status remains the same.

**User Response:** Look for additional messages that may have been issued by the compiler.

**013E Member *membername* not found [in library *libname*|in file *fn ft*]**

**Explanation:** The specified member was not found in the library.

**System Action:** RC = 32.

Execution of the command is terminated. The system remains in the same status as before the command was entered.

**User Response:** Use the MACLIB MAP, TXTLIB MAP, or LOADLIB LIST command to display the names of library members.



# DMS

**013W** {Member|Phase} name not found  
in library *libname*

**Explanation:** The member or phase specified was not found in the specified library. If REPLACE was specified, the new member is added.

**System Action:** RC = 4.  
Processing continues with the next filename.

**User Response:** None.

command could be found with the name entered.

**UNKNOWN CMS COMMAND**  
indicates that no CMS command, CMS or user EXEC file, or user MODULE file exists by the name entered.

**UNKNOWN CP/CMS COMMAND**  
indicates that no CP or CMS command could be found with the name entered.

**014E** Invalid {function *function*|keyword *keyword*}

**Explanation:** The function 'function' specified is misspelled or invalid. For the DEFAULTS command, a function other than SET or LIST was specified.

**System Action:** RC = 24.  
Execution of the command is terminated. The system status remains the same, with the following exceptions:

- For DMSOVR, SVCTRACE is turned off if it was previously on.
- For DMSTPI, if the DEN, TRTCH, 7TRACK, 9TRACK, or 18TRACK options were specified, the modeset byte has been set for the specified device (TAPn, where *n* is a character from 0 to 9 or A to F; the default is TAP1).

**User Response:** Reissue the command, specifying a valid function.

**INVALID CMS COMMAND**  
indicates that an error has occurred in LOADMOD.

**INVALID SUBSET COMMAND**  
indicates that the loader has tried to load a routine at an address equal to or higher than X'20000'. The command you issued may be a valid CMS command, but not a valid subset command.

**System Action:** A positive return code is passed if an error occurs in CP processing. A negative return code is passed if the command entered is considered an invalid CMS command. The system status remains the same.

**User Response:** Enter a command.

**015E** {Unknown {CP/CMS|CMS|CP}  
|Invalid {CMS|subset}} command

**Explanation:**

**UNKNOWN CP COMMAND**  
indicates that IMPCP (implied CP) was on so the command was passed to CP, but no CP

**016E** No private CORE IMAGE  
LIBRARY found

**Explanation:** The private Core Image Library called does not exist on the accessed disk, or the DLBL was incorrect.

**System Action:** RC = 28.  
Execution is terminated. System status remains the same.

**User Response:** Access the proper disk or alter the invalid DLBL.

**016W Terminal error messages issued**

**Explanation:** The language processor returned completion code 16.

**System Action:** RC = 16.  
The system status remains the same.

**User Response:** Look for additional messages that may have been issued by the compiler.

**017E Invalid device address *vdev***

**Explanation:** The device address was not specified correctly, or the device was not accessed.

**System Action:** RC = 24.  
Execution of the command is terminated. The system status remains the same.

For the VMFMERGE, and VMFREMOV command, the remaining records in the VMFPARM file are checked and then processing ends.

**User Response:** Check the specified device address and reissue the command.

For the VMFZAP command, determine which disks are really needed to apply ZAPs to this product. Make the necessary corrections to the BASE, MERGE, and ZAP records of the *prodid* VMFPARM file, correcting the entry in error. Re-issue the command.

*Note:* For a virtual machine with ECMODE on, a valid *vdev* is within the range X'001' through X'FFF'. Otherwise, a valid *vdev* is within the range X'001' through X'5FF'.

**018E No load map available**

**Explanation:** The module file was created with the NOMAP option of GENMOD or is a transient area routine.

**System Action:** RC = 40.  
Execution of the command is terminated. The system status remains the same.

**User Response:** Regenerate the module file with the MAP option and reissue the command.

**019E Identical fileids**

**Explanation:** The fileids specified in the command line are identical.

**System Action:** RC = 24.  
Execution of the command is terminated. The system status remains the same.

**User Response:** Reissue the command, specifying two different fileids.

**020W Invalid {PDUMP|IDUMP} address *vstor*; no DUMP operation performed**

**Explanation:** The address specified in the PDUMP or IDUMP macro is invalid for one of the following reasons:

- *addr2* must be greater than *addr1*.
- *addr1* cannot be negative.
- *addr1* cannot be greater than *ppend* (the end of the virtual partition).
- *addr2* cannot be negative.

**System Action:** The macro results in no operation. No dump is provided; processing continues. If you have requested a return code on an IDUMP, the return code is passed in register 15.

**User Response:** None.

# DMS

## 021E Entry point *name* not found

**Explanation:** For DMSGND, the specified directory name was not found in the loader tables.

For DMSLIO and DMSNCP, an entry point name specified either with the START command or on an LDT card could not be located in the loaded TEXT files.

For DMSMOD, the name used with the FROM or TO option of the GENMOD command does not occur in the currently loaded files.

**System Action:** RC = 40.  
Execution of the command is terminated. The system status remains the same.

For DMSLIO and DMSNCP, no execution takes place for LDT. Loading stops. Loader clean-up has been processed for the loaded files. A subsequent START command should not be affected.

For DMSMOD, the module is not created.

**User Response:** For DMSGND, reload the auxiliary directory and reissue the command.

For DMSLIO and DMSNCP, reissue the START command with the proper entry point or control section name, or asterisk (\*). Correct the LDT card with the CMS Editor.

For DMSMOD, correct the GENMOD command line or add the requested name as an external name in the files being generated.

## 021W No transient directory

**Explanation:** A request was made to display a transient directory, but neither a private core image library nor a system residence library was assigned.

**System Action:** RC = 4.  
Execution of the command continues until all specified directories are processed.

**User Response:** Ensure that the proper libraries are assigned and reissue the command.

## 022E No directory name specified

**Explanation:** A directory name was not entered with the command.

**System Action:** RC = 24.  
Execution of the command is terminated. The system status remains the same.

**User Response:** Reissue the command with a directory name.

## 022W No core image directory

**Explanation:** A request was made to display a core image directory, but neither a private core image library nor a system residence library was available.

**System Action:** RC = 4.  
Execution of the command continues until all specified directories are processed.

**User Response:** Ensure that the proper library is assigned and reissue the command.

**023E No filetype specified**

**Explanation:** The command requires that you specify both filename and filetype.

For the DLBL command, both are required if you specify the CMS operand.

**System Action:** RC = 24.  
Execution of the command is terminated. The system status remains the same.

For DMSTPI, if the DEN, TRTCH, 7TRACK, 9TRACK, or 18TRACK options were specified, the modeset byte has been set for the specified device (TAPn, where *n* is a character from 0 to 9 or A to F; the default is TAP1).

**User Response:** Reissue the command, specifying the filename and filetype.

**023W No relocatable directory**

**Explanation:** A request was made to display a relocatable directory, but either no private or system relocatable library was available or no active entries were present on the appropriate directory.

**System Action:** RC = 4.  
Execution of the command continues until all specified directories are processed.

**User Response:** Ensure that either the proper library is assigned or that active relocatable entries are available in the directory and reissue the command.

**024E File *fn* [*ft fm*] already exists[; specify REPLACE option]**

**Explanation:** The specified file already exists.

For DMSEDI, the Editor work file, EDIT CMSUT1, already exists as

the result of a previous edit session ending abnormally.

For DMSXIN, the XEDIT work file, XEDTEMP CMSUT1 A1, already exists as a result of a previous edit session that ended abnormally.

For DMSUPD, a file with the fileid 'UPDATE CMSUT1' already exists. This usually indicates that the UPDATE command was executed previously and was terminated abnormally, and that it left a work file on the output disk at that time.

For DMSUTL, the file ID for SYSUT2 specifies an existing file. This is not allowed for the COPY function because neither the MODIFY or REPLACE option was specified.

For the RECEIVE command, RECEIVE was issued and a file exists. You may have also specified NOREPLACE as an option and a file already exists.

For the VMFTXT command, a previous invocation of VMFTXT ended abnormally.

**System Action:** RC = 28.  
Execution of the command is terminated. The system status remains the same, with the following exception:

For DMSCPY, if you were creating multiple output files, several output files may have been created before the error was discovered.

**User Response:** You can use the TYPE command to examine the existing file. If you decide you want to keep it, use the RENAME command to give it a new fileid. If the file is invalid or incomplete, erase it and reissue the command; or for DMSCPY, reissue the command and specify the REPLACE option.

For DMSUTL, reissue the command specifying MODIFY or REPLACE, or

reissue the command without a file ID for SYSUT2.

For the RECEIVE command, use RECEIVE with the REPLACE option, specify RECEIVE with a unique fileid, or issue RECEIVE with the FULLPROMPT option. Using the FULLPROMPT option, you can interactively receive (and optionally rename) each incoming file in the spool file. For information on the RECEIVE command format, see the *VM/SP CMS Command Reference* or issue the HELP command.

For the VMFTEXT command, if you do not need the files VMFTEXT TEXT and/or VMFTEXT TXTLIB for problem diagnosis, then you can erase them. You should not erase the VMFTEXT CMSUT1 file. Look at the VMFTEXT CMSUT2 file, and issue the command shown. Then erase both CMSUTx files.

## 024W No procedure directory

**Explanation:** A request was made to display a procedure directory but no system residence library was assigned.

**System Action:** RC = 4.  
Execution of the command continues until all specified directories are processed.

**User Response:** Ensure that the system residence library is assigned and reissue the command.

## 025E Invalid data in 370X control program

**Explanation:** One of the following conditions has occurred:

For specified EP or PEP -- The implied or channel vector table, as designated by the CAMOD operand on the SAVENCP command, was not found.

For NCP or PEP -- The maximum resource ID exceeds 4086 bytes.

For NCP or PEP -- The first resource is not the 370X.

**System Action:** RC = 16.  
Execution of the command is terminated.

**User Response:** Make sure that the 370X control program has been generated with the correct parameters and that the correct CAMOD operand value was used on the SAVENCP command. For the correct parameters for 370X control program generation and proper specification of the CAMOD operand on the SAVENCP command, refer to the *VM/SP Planning Guide and Reference* and the *VM/SP Installation Guide*.

## 025W No source statement directory

**Explanation:** A request was made to display a source statement directory, but either a private source statement library or a system residence library was not available or there were no source statement entries in the library available.

**System Action:** RC = 4.  
Execution of the command continues until all specified directories are processed.

**User Response:** Ensure that either the proper library is assigned or that active source statement entries are present in the directory and reissue the command.

## 026E Invalid [parameter parameter for function function|value value for keyword keyword]

**Explanation:** The data specified for the given function is misspelled, missing or incorrect.

**System Action:** RC = 24.

Execution of the command is terminated. The system status remains the same.

**User Response:** Reissue the command, specifying valid data for the function.

**026W**      *phase not in library*

**Explanation:** A request was made to display a certain entry or entries in a core image directory but the entry or entries were not in the library.

**System Action:** RC = 4.  
Execution of the command continues until all specified directories are processed.

**User Response:** Reissue the command, specifying the proper phase name.

**027E**      **Invalid device *devtype* [for SYSaaa]**

**Explanation:** The device type specified is invalid, or, if the message is INVALID DEVICE 'devtype' FOR 'SYSaaa', the device associated with the specified logical unit is not supported by the processor.

**System Action:** RC = 24, except for DSERV, which issues RC = 28.  
Execution of the command is terminated. The system status remains the same.

**User Response:** Reissue the command, specifying a valid device type. Or, for DMSERV, use the command LISTIO SYSaaa to verify the device to which the logical unit is assigned. Reassign the logical unit to a valid device and reissue the command.

**027W**      **No private core image library**

**Explanation:** A request was made to display the core image directory of a private core image library, but no entries were present.

**System Action:** RC = 4.  
Execution of the command continues until all specified directories are processed.

**User Response:** None.

**028E**      **No {device|logical unit} specified**

**Explanation:** You must specify either a logical unit or a device when you use one of the following commands:

ASSGN  
FORMAT  
RELEASE.

**System Action:** RC = 24.  
Execution of the command terminates. The system status remains the same.

**User Response:** Reissue the command and supply either the logical unit you want assigned or the device you want formatted or released.

**028W**      **No {private|system} transient directory entries**

**Explanation:** No directory entries were present on the specified transient library.

**System Action:** RC = 4.  
Execution of the command continues until all specified directories are processed.

**User Response:** None.

**029E Invalid parameter *parameter* [in the [option] *option field*]**

**Explanation:** The data entered following the specified option was invalid.

**System Action:** RC = 24.  
Execution of the command is terminated. The system status remains the same.

For DMSLIO, some option processing may have altered loader information. This should not affect a subsequent load.

**User Response:** Check the format of the field and reissue the command, specifying the data after the option.

**029W Invalid parameter *parameter* found during CMS initialization**

**Explanation:** This message is indicative of either:

1. A system type error.
2. A user invoking the SYSPROF exec directly (which is not its intended use) specifying the parameters incorrectly.

**System Action:** Invalid parameter is ignored and continuation of initialization is attempted.

**User Response:** None.

**030E File *fn ft fm* already active**

**Explanation:** A file could not be referenced because it was already active. For example, this message appears if you try to append a file to itself, or if you try to rename the EXEC file you are executing.

**System Action:** RC = 28.  
Execution of the command is terminated. The system status remains

the same, with the following exceptions for DMSCPY:

- If the APPEND option was specified, and if the copying process had begun before the error was discovered, then records are appended to the output file.
- If the NEWFILE (the default), REPLACE or OVLY option was specified, and if the copying process had begun before the error was discovered, then COPYFILE CMSUT1, on the output disk, contains the records copied so far.
- In multiple output file mode, several output files may have been created before the error was discovered.

**User Response:** Use another method of execution, or close the file and reissue the command.

**031E Loader tables cannot be modified**

**Explanation:** If you are trying to increase the number of loader tables, the system storage below the loader tables is in use.

If you are trying to decrease the number of loader tables, either the loader is using more tables than you specified, or the system storage below the loader table is in use.

**System Action:** RC = 40.  
Execution of the command is terminated. The system status remains the same.

**User Response:** The number of loader table pages should be modified before other storage is allocated. The command should be issued immediately after IPL.

**Note:** If you have exceeded storage on the A-disk, reload (via IPL) without accessing the A-disk.

**032E Invalid filetype *ft***

**Explanation:** The filetype entered was not valid for the command.

For DMSMOD, the filetype must be MODULE.

For DMSSYN, the filetype must be SYNONYM.

For DMSUTL, the filetype must be LOADLIB.

**System Action:** RC = 24.  
Execution of the command is terminated. The system status remains the same.

**User Response:** Correct the filetype and reenter the command.

**033E File *fn ft fm* is not a library**

**Explanation:** For DMSSVT, the file specified in the message cannot be updated or read because the file is an invalid library.

For DMSVRT, DMSPUN, and DMSTYP, the MEMBER option is invalid because the file specified is not a library.

**System Action:** For DMSSVT, the following return code is issued:

RC = 8  
(if the FIND macro was issued)

RC = 10  
(if the STOW macro was issued)

RC = 32  
(if OSLOADER was executing)

Return code 8 or 10 is passed to the user program and the program continues

executing. For return code 32, execution is terminated.

For DMSVRT, DMSPUN, and DMSTYP, a return code of 32 is issued. Execution of the command is terminated. The system status remains the same.

**User Response:** For DMSSVT, check for an invalid library or an invalid fileid specification in the FILEDEF command.

For DMSVRT, DMSPUN, and DMSTYP, specify a library or omit the MEMBER option.

**034E File *fn ft fm* is not fixed length**

**Explanation:** The specified file must have fixed-length records in order for the command to be executed.

**System Action:** RC = 32.  
Execution of the command is terminated. The system status remains the same.

**User Response:** You may change the record format of the file by using the COPYFILE command with the RECFM option. Then reissue the command.

**035E Invalid tape mode**

**Explanation:** An invalid combination of tape options was specified. For example: 9TRACK, DEN 200.

**System Action:** RC = 24.  
Execution of the command is terminated. The system status remains the same.

**User Response:** Correct the tape options and reissue the command.



## 036E Open error code *nn* on *ddname*

**Explanation:** An error occurred during an OS OPEN. The possible error codes are described below:

### Code Meaning

- 1 Either the RDBACK option of OPEN is specified; the data set organization is not BSAM, QSAM, BPAM or BDAM; or, the DCB MACRF option does not agree with the processing mode that is specified on the OPEN macro.
- 2 The default FILEDEF for the DCB 'ddname' displayed in the message failed.
- 3 The RECFM of the specified DCB does not agree with the format of the existing file, that is, one RECFM is variable-length and the other is fixed-length.
- 4 A DCB, BLKSIZE, LRECL, or BUFL option is missing or invalid.
- 5 The DCB BLKSIZE is not a correct multiple of the DCB LRECL, or the DCB specifies writing blocked output, but only unblocked records are permitted.
- 6 RECFM is fixed-length and LRECL does not agree with the record length of the existing file or, if the filemode is 4, the BLKSIZE does not agree with the record length of the existing file, or RECFM is variable-length and BLKSIZE is not 4 bytes greater than the record length of the existing file, ..., or BLKSIZE is not a multiple of LRECL whether the filemode is equal to 4 or not.
- 7 RECFM is variable-length spanned, and either the access method is not BSAM or the filemode is not 4.

- 8 An error occurred saving the BPAM directory for update, or an error occurred while doing a FIND for the member name specified in the FILEDEF command or CMSCB macro.
- 9 The DCB specifies output, BDAM or a key length for an OS data set or DOS file.
- 10 An error occurred while attempting to position a tape with label type specified as BLP or NL.
- 11 I/O option 'UPDATE' is invalid for file found on read-only disk.
- 12 A tape which was specified as NL contained an IBM standard VOL1 label as its first record.
- 80 The file is an unsupported OS data set or DOS file, or an I/O error occurred accessing an OS or DOS disk.

**System Action:** The program continues executing, but the DCBFLGS OPEN bit is not turned on and the DCB is not initialized.

**User Response:** Noting the error code and ddname displayed in the message, check the associated FILEDEF command and DCB macro for invalid or missing DCB options.

## 037E [Output] Disk *mode*[(*vdev*)] is accessed as read/only [; A must be R/W for DISK LOAD]

**Explanation:** The filemode of the output file specifies a disk which cannot be written on. Either the disk is read-only or it is not correctly formatted for the command issued. (For example, the command is trying to write a CMS-formatted file on an OS-formatted disk.)

For the RECEIVE command, either:

1. a filemode was specified on the RECEIVE command and this mode is READ/ONLY and the file cannot be written onto this disk.
2. RECEIVE attempted to read in a file sent using the DISK DUMP command (or SENDFILE with the 'OLD' option) and in order to use DISK LOAD to read the file in, the A-disk must be accessed in READ/WRITE mode.

For DMSUPD, there was no read/write disk available for the UPDATE output files. The following steps are taken to determine the disk on which the UPDATE output files are to be placed (the search stops as soon as *one* of the following steps is successful):

- If the OUTMODE option was specified, then the output files are placed on the disk specified.
- If the disk on which the original source file lies is read/write, the output files are placed on that disk.
- If that disk is a read-only extension of a read/write disk, the output files are placed on that particular read/write disk.
- The output files are placed on the A-disk, if it is read/write.

If all of the above steps fail, and the A-disk is read-only, then the message

DISK 'A' IS READ/ONLY

is displayed.

If this message occurs during VSAMGEN EXEC processing, it indicates that the CMS A-disk is accessed in read-only mode. But the VSAMGEN EXEC procedure requires that the CMS A-disk be accessed in read/write mode so that the CMS DOSLIB files can be written on it. Also, for an OS 'INSTALL', the VSAM and Access Method Services object modules will be copied to it for future updating.

In a MAINT run for both DOS and OS users, the PTF decks read from the reader are also written on the CMS A-disk.

**System Action:** RC = 12 or 36.  
Execution of the command is terminated. The system status remains the same.

If this message is issued in response to a prompt, there is no return code and the prompt is reissued.

If this message occurs during VSAMGEN EXEC processing, the VSAMGEN EXEC procedure terminates and the system returns to the CMS command environment.

For DMSCPY, in multiple output file mode, several output files may have been created before the error was discovered.

For DMSDSK, the reader is closed with the HOLD option.

For DMSMOD, loader cleanup has been performed on loaded files.

For DMSTPJ, if the DEN, TRTCH, 7TRACK, 9TRACK, or 18TRACK options were specified, the modeset byte has been set for the specified device (TAPn, where *n* is a character from 0 to 9 or A to F; the default is TAP1).

**User Response:** If the disk is read-only, issue the CP command LINK to reset the disk to read/write status; then access the disk again and reissue the command. If the disk does not have the correct format, reissue the command, specifying the filemode of a disk with the correct format.

If you received this message in response to a prompt and you currently have no disks accessed in read/write mode, terminate the command by entering 2 (or quit), access a disk in read/write mode and reissue the command..

For DMSBDP, ensure that the appropriate disk is being associated with the DTF being opened, and reissue the command.

**038E Fileid conflict for DDNAME  
{ASM3705|ASSEMBLE|SYSIN}**

**Explanation:** The file specified with an ASM3705 (or ASSEMBLE) command has been previously defined by a FILEDEF command, but its filetype was not defined as 'ASM3705' (or as 'ASSEMBLE'), or you have issued a FILEDEF command for a reader or tape input file and specified a filename that is already defined as a disk file with the filetype ASM3705 (or ASSEMBLE).

For the IOCP command, either:

1. the user issued a FILEDEF command for reader or tape input and the specified filename already exists on disk as 'fn IOCP'.
2. the user issued a FILEDEF command for input from disk with a filetype other than IOCP and there exists a file 'fn IOCP' on this disk.

**System Action:** RC = 40.  
The command is not executed. The system status remains the same.

**User Response:** Verify that you have specified the correct filename with the ASM3705, ASSEMBLE, or IOCP command. If it is correct, in the first case above, issue a FILEDEF ddname CLEAR command for the file, or issue a FILEDEF command that sets the filetype correctly. In the second case, either use a different filename for the input file, or erase the existing disk file.

**039E No entries in library *fn ft fm***

**Explanation:** The library specified contains no members.

**System Action:** RC = 32.  
Execution of the command is terminated. The system status remains the same.

**User Response:** None.

**040E No files loaded**

**Explanation:** The user has not previously issued a LOADMOD or LOAD command, or the module consists of zeros.

**System Action:** RC = 40.  
Execution of the command is terminated. The system status remains the same.

**User Response:** Load files via the LOAD or LOADMOD command.

**041E Input and output files are the same**

**Explanation:** One of the following errors was detected:

- The same ddname was specified for input and output.
- The input ddname and output ddname specify the same disk file.
- The input ddname and output ddname specify the same tape unit.

**System Action:** RC = 40.  
Execution of the command is terminated. The system status remains the same.

**User Response:** Reissue the FILEDEF and MOVEFILE commands correctly.

**042E No {fileid(s)|execid} specified**

**Explanation:** At least one file or exec identification is required in order for the command to be executed.

**System Action:** RC = 24.  
Execution of the command is terminated. The system status remains the same.

**User Response:** Reissue the command, specifying at least one fileid or execid.

**042W No {fileid|execid} specified**

**Explanation:** At least one file or exec identification is required for the EXEC to be loaded into the DCSS.

**System Action:** The EXEC is not loaded into the DCSS, the error is recorded in the DCSS 'dcssname DCSSMAP' file, and a prompt (DMS298R) is issued asking if you want to save the DCSS.

**User Response:** Correct the DCSSGEN load list entry that caused the error.

**043E {TAPn(vdev)|mode[(vdev)] is file protected**

**Explanation:** The tape cannot be written on.

**System Action:** RC = 36.  
Execution of the command is terminated. If the DEN, TRTCH, 7TRACK, 9TRACK, or 18TRACK options were specified, the modeset byte has been set for the specified device (TAPn, where *n* is a character from 0 to 9 or A to F; TAP1 is the default).

**User Response:** Send a message to the operator to insert the write enable ring in the tape and retry the command.

For DMSCLS, verify that the correct tape is mounted.

**044E Record [length] exceeds allowable maximum**

**Explanation:** The record length given exceeds the maximum record length allowed. For more information on the maximum record lengths allowed by the EDIT, PRINT and PUNCH commands, refer to *VM/SP CMS Command Reference*.

**System Action:** RC = 32.  
Execution of the command is terminated. The system status remains the same.

**User Response:** For DMSEDI, reissue the command with an acceptable record length.

For DMSVRT, you can change the record length with the COPYFILE command, and then reissue the command. You can also redefine the virtual printer (by using the CP DEFINE command) to one that handles the longer record length.

For DMSPUN, you can change the record length with the COPYFILE command, and then reissue the command.

**045E Unsupported 370X control program type**

**Explanation:** The 3705 control program type is not an Emulation Program (EP), Partitioned Emulation Program (PEP) or Network Control Program (NCP).

**System Action:** RC = 16.  
Execution of the command is terminated.

**User Response:** Make sure that 370X control program has been generated with correct parameters. For the correct parameters for the 370X control program generation, refer to the *VM/SP Planning Guide and Reference*.

# DMS

## 046E No library name specified

**Explanation:** The command was entered without a library name.

**System Action:** RC = 24.  
Execution of the command is terminated. The system status remains the same.

**User Response:** Reissue the command, specifying the library name.

## 047E No function specified

**Explanation:** A function must be specified in order for the command to be executed.

**System Action:** RC = 24.  
Execution of the command is terminated.

For SVCTRACE, SVCTRACE is turned off if it was on.

For DMSTPI, if the DEN, TRTCH, 7TRACK, 9TRACK, or 18TRACK options were specified, the modeset byte has been set for the specified device (TAPn, where: *n* is a character from 0 to 9 or A to F; TAP1 is the default). The system status remains the same.

**User Response:** Reissue the command with the desired function.

## 048E Invalid {filemode|mode|output filemode} [mode]

**Explanation:** This message can occur for any one of the following reasons:

- The mode was not specified correctly.
- For most CMS commands, filemode 's' is an invalid mode.

- The mode number, if specified, is not between 0 and 6.
- More than two characters were specified for the mode.
- A null line was entered as the first specification with the MULT option of the DLBL command.
- The mode specified with a LISTDS command was not the mode of an OS or DOS disk.
- The mode specified with a LISTFILE command was not the mode of a CMS-formatted disk.
- For XEDIT, if a filemode number is not specified, a '1' may be appended to the invalid file mode.

**System Action:** RC = 24.  
Execution of the command is terminated. The system status remains the same.

For DMSTPI, if the DEN, TRTCH, 7TRACK, 9TRACK, or 18TRACK options were specified, the modeset byte has been set for the specified device (TAPi, where: *i* = 1, 2, 3, 4) or TAP1.

**User Response:** Reissue the command with the filemode specified correctly.

## 049E Invalid line number *nn*

**Explanation:** The specified line number is either non-numeric, zero, or outside the limits of the file.

**System Action:** RC = 24.  
Execution of the command is terminated. The system status remains the same.

**User Response:** Examine the file and reissue the command with a correct line number.

**050E Parameter missing after value**

**Explanation:** A parameter that is required by the command was not specified.

For the ASSGN command, the disk mode must be specified for the SYSaaa logical unit.

For the DLBL command, the disk mode or DUMMY or CLEAR must be specified after the ddname.

For the FILEDEF command, the device name or DUMMY or CLEAR must be specified after the ddname.

For the SET command, a required parameter that must follow a function is missing.

For the XMITMSG command, one of the options required a value to follow it, but the end of the parameter list was reached.

**System Action:** RC = 24.  
Execution of the command is terminated. The system status remains the same.

**User Response:** Correct and reissue the command.

**051E Invalid mode change**

**Explanation:** The filemode letter specified for the old fileid is not the same as the filemode letter specified for the new fileid.

**System Action:** RC = 24.  
Execution of the command is terminated. The system status remains the same.

**User Response:** Correct and reissue the command.

**052E More than 100 characters of options specified**

**Explanation:** The maximum number of characters that can be used to specify options for this command is 100. More than 100 characters were used.

For the OSRUN command, more than 100 characters were used in the PARM field.

**System Action:** RC = 24.  
The command is not executed. The system status remains the same.

**User Response:** Reissue the command, using 100 or fewer characters to specify the options, or parameters. Use abbreviations if necessary.

**053E Invalid sort field pair defined**

**Explanation:** Either an ending character position was not specified for a sort field, the starting position is greater than the ending position, the fields contain nondecimal characters, or the sort field exceeds the maximum of 253 characters.

**System Action:** RC = 24.  
Execution of the command is terminated. The system status remains the same.

**User Response:** Correct and reissue the command.

**054E Incomplete {fileid|execid} specified**

**Explanation:** You must specify the filename and filetype or execname and exectype in order for the command to be executed. In addition, for some commands you must specify the filemode.

**System Action:** RC = 24.

Execution of the command is terminated. The system status remains the same.

**User Response:** Check the description of the command, correct the command line, and reissue the command.

**054W Incomplete {fileid|execid} specified**

**Explanation:** You must specify the filename and filetype or execname and exectype for the EXEC to be loaded into the DCSS.

**System Action:** The EXEC is not loaded into the DCSS, the error is recorded in the DCSS 'dcssname DCSSMAP' file, and a prompt (DMS298R) is issued asking if you want to save the DCSS.

**User Response:** Correct the DCSSGEN load list entry that caused the error.

**055E No entry point defined**

**Explanation:** For the START command or the START option of the FETCH, LOAD, or INCLUDE command, either the initial execution address is zero, or there is no executable code at the execution address, or nothing has been loaded.

This message is also issued if a START command (or FETCH command with the START option) is issued following a SET DOSPART command, resetting the size of the DOS partition. Redefining the partition size causes storage to be reinitialized and any previous loads or fetches must be reissued.

**System Action:** RC = 40.  
Execution of the command is terminated. Loader cleanup has been performed on loaded files. This should not interfere with a subsequent START command.

**User Response:** If no file was previously loaded, issue the LOAD command specifying the files to be loaded. If files are loaded, check them for incorrect SLC or entry cards.

**056E File *fn ft* contains invalid [name|alias|entry|ESD] record formats**

**Explanation:** For DMSLBM and DMSNCP (GEN, ADD, REP), the specified file is not in the expected format. MACRO and MEND cards must be included in the MACRO files, and the prototype card must be specified with a name that does not exceed eight characters. If an &COPY statement appears, it must contain a name. A MACLIB must contain 'LIB' in columns 4-6 of record one.

For DMSLBT, the specified file has more than 255 entry points (ESD only), or has records which are incompatible or missing. The NAME field in the CSECT instruction of the specified file must have a valid symbol or label.

For DMSLIO, an invalid condition was found in a TEXT or TEXTLIB file. TXTLIB files created on EDF disks must have "PDS" in columns 4-6 of record one. TXTLIB files created on non-EDF disks must have "LIB" in columns 4-6 of record one. RLD data must be compatible with the TEXT file or TXTLIB member to which it belongs. If an ICS statement was submitted, the specified name was previously defined, or the initial length of the CSECT was not found in the ESD card.

For DMSSYN, the specified file is not in the expected format. The SYNONYM file must contain 80-byte records in free form format, with columns 73-80 ignored. The data consists of a command name followed by a blank and the user synonym. This may optionally be followed by a count which is preceded by at least one blank.

For DMSZAP, either the header record for TXTLIB or LOADLIB was invalid, or the pointer to the directory or module map was in error.

For the VMFTXT command, the memberlist EXEC file was not in the required format.

**System Action:** RC = 32.  
Execution of the command is terminated. The system status remains the same. For DMSGLB, the library is not gloaled and the operation continues for any other libraries named in the command.

For the VMFTXT command, the invalid record is ignored. Processing continues for any remaining records in the file.

**User Response:** For DMSLBM and DMSNCP, issue the MACLIB COMP command, then check the MACLIB with a MACLIB MAP command. Correct the format error.

For DMSGLB, the specified library does not have "LIB" in columns 1-3 or 4-6 of the first record. One possible cause is the library may be in packed format. Correct the library and reissue the command.

For DMSSYN, correct the format of the file.

For DMSLIO, recreate the TXTLIB or TEXT file.

For DMSLBT, if the message specifies ESD, check for more than 255 entry points for a member; otherwise, check for invalid or missing records. If the NAME field in the CSECT instruction was left blank, enter a valid symbol or label.

For the VMFTXT command, correct the invalid entry in the memberlist EXEC file. If the member specified in the invalid record has a filetype of TEXT, you may issue the:

```
TXTLIB VMFTXT ADD
membername <(FILename)> >
RENAME VMFTXT TXTLIB A
libname TXTLIB A
```

commands. If the filetype is not TEXT, then erase VMFTXT TXTLIB A and then reissue the command.

For DMSZAP, recreate the library or module.

Then reissue the command.

#### 057E Invalid record format

**Explanation:** For the TAPE command, a record that was read was not in TAPE DUMP format. For the TAPEMAC command, the tape was not in the IEHMOVE unloaded PDS format, or the PDS logical record length is not 80.

**System Action:** RC = 32.  
Execution of the command is terminated. For the TAPE command, if the DEN, TRTCH, 7TRACK, 9TRACK, or 18TRACK options were specified, the modeset byte has been set for the specified device (TAPn, where n is a character from 0 to 9 or A to F; the default is TAP1).

**User Response:** For the TAPE command, rewrite the file onto tape using the TAPE DUMP command. For the TAPEMAC command, recreate the file on tape using the OS IEHMOVE utility program. Then reissue the command.

#### 058E End-of-file or end-of-tape [on TAPn]

**Explanation:** The end of the file or tape was reached.

For DMSTPJ, an end-of-tape condition was encountered while doing a write, WTM (write tape mark), or ERG (erase gap) operation.



**System Action:** RC = 40.  
Execution of the command is terminated. For DMSTPI, the last operation is not completed. The tape is positioned at the end. If the DEN, TRTCH, 7TRACK, 9TRACK, or 18TRACK options were specified, the modeset byte has been set for the specified device (TAPn, where *n* is a character from 0 to 9 or A to F; TAP1 is the default).

**User Response:** For DMSTPD, you may space the tape forward and continue, or rewind the tape and quit; this can be an information message rather than an error condition, depending on the circumstances.

For DMSTPJ, if the position of the tape is not as expected, use the appropriate TAPE control function to reposition it.

For DMSBOP, ensure that the proper tape has been mounted. If so, rewind and reposition the tape and retry.

For DMSCLS, rewind and reposition the tape and reissue the command.

**059E** *vdev* already accessed as read/write mode-disk

**Explanation:** You are trying to access the specified device in read-only mode, but you have already accessed it read/write mode. You cannot have a disk accessed as both read-only and read/write, because the read-only file directory would not reflect any updates you made until the next time you accessed the disk.

**System Action:** RC = 36.  
Execution of the command is terminated. The system status remains the same.

**User Response:** If you wish to access the specified device in read-only mode, first release the disk by issuing the RELEASE command and then reissue the ACCESS command.

**060E** File *fn* [*ft* [*fm*]] not found; disk mode(*vdev*) will not be accessed

**Explanation:** The files requested were not on the specified disk or if the disk contains no files and you accessed it R/O, your access fails; therefore, the disk is not accessed. If another disk was already accessed as mode "fm," it is released.

**System Action:** RC = 28.  
Execution of the command is terminated. The system remains in the same status as before the command was entered.

**User Response:** Check to see that the fileid is specified correctly, and reenter the command.

**061E** No translation character specified

**Explanation:** A SET INPUT or SET OUTPUT command was issued without a translation character.

**System Action:** RC = 24.  
Execution of the command is terminated. The translate table remains unchanged.

**User Response:** Reissue the command with the appropriate translation character.

**062E** {Invalid {character [*char*]|\*} in [output] fileid [*fn ft* [*fm*]]|SO and SI are invalid fileid characters}

**Explanation:** The character specified whether an asterisk (\*), equal sign (=), or other was invalid in the fileid in which it appeared.

**System Action:** RC = 20.  
Execution of the command is terminated. The system status remains the same, with the following exceptions for the COPYFILE command:

- If the APPEND option was specified and the copying process began before the error was discovered, then records were appended to the output file.
- If the NEWFILE (the default), REPLACE, or OVLY option was specified, and the copying process began before the error was discovered, then COPYFILE CMSUT1, on the output disk, contains the records copied so far.
- In multiple-output-file mode, several output files may have been created before the error was discovered.

**User Response:** Check the description of the command format and reissue the command.

If an asterisk is specified as the filename, either the filetype must be omitted or it must be specified as an asterisk

**062W Invalid [character]**  
 '[=|\*|char|char]' in fileid ['fn ft  
 [fm]']

**Explanation:** The character specified, whether an asterisk (\*), equal sign (=), or other, was invalid in the fileid in which it appeared.

**System Action:** The EXEC is not loaded into the DCSS, the error is recorded in the DCSS 'dcssname DCSSMAP' file, and a prompt (DMS298R) is issued asking if you want to save the DCSS.

**User Response:** Correct the DCSSGEN load list entry that caused the error.

**063E No [sort|translation|specification]  
 list {entered|given}**

**Explanation:** A list was requested in response to the SORT command, or to the SPECS option or TRANSLATE option of the COPYFILE command, but a null line was entered in response. The XEDIT subcommand SORT was entered with no sort fields specified.

**System Action:** RC = 40.  
 Execution of the command is terminated. The system status remains the same.

**User Response:** Reissue the command, and enter the list when it is requested.

**064E Invalid [translate] specification at  
 or near list**

**Explanation:** An invalid specification was included in the list entered when either the SPECS option or the TRANS option was specified. "list" is the portion of the list you entered that is in error. Some of the errors that can cause this message to appear in conjunction with the SPECS option are the following:

- A source specification was entered with no target specification.
- An invalid decimal number was entered for an input or output column.
- An input file specification of the form "nn-mm" was given, but mm was smaller than nn.
- A string was specified without an ending delimiter.
- A zero length string was specified.
- An invalid hexadecimal number was specified, or an odd number of hexadecimal digits followed the "H" of such a specification.

# DMS

- The continuation code (+ +) was specified in the middle of a specification, rather than at the beginning of one.

Some of the errors that can cause this message to appear in conjunction with the TRANS option are the following:

- An invalid hexadecimal number was entered.
- An odd number of characters was entered.
- The continuation code (+ +) was entered in the middle of a character pair.

**System Action:** RC = 24.

Execution of the command is terminated. The system status remains the same.

**User Response:** Reissue the command and enter the correct specification list when it is requested.

## 065E *option* option specified twice

**Explanation:** The option was specified more than once in the command line.

**System Action:** RC = 24.

Execution of the command is terminated. The system status remains the same.

**User Response:** Reissue the command, specifying the option only once.

## 066E *option1* and *option2* are conflicting options

**Explanation:** The specified options are mutually exclusive and must not be specified in the same command.

**System Action:** RC = 24.

Execution of the command is terminated. The system status remains the same.

**User Response:** Correct and reissue the command.

## 067E Combined input files illegal with PACK or UNPACK options

**Explanation:** An attempt was made to combine several files at the same time that the PACK or UNPACK option was used. This message appears if there is more than one input fileid, or if there is an asterisk in the first fileid in single output file mode.

**System Action:** RC = 24.

Execution of the command is terminated. The system status remains the same.

**User Response:** Correct the command line and reissue the command.

## 068E Input file *fn ft fm* not in packed format

**Explanation:** The specified input file is not in packed format, and was specified in an UNPACK operation.

**System Action:** RC = 32.

Execution of the command is terminated. The system status remains the same, except that in multiple output file mode, several output files may already have been created before the error was discovered.

**User Response:** Correct the command line and reissue the command.

## 069E Disk mode[(*vdev*)] not accessed

**Explanation:** Either the specified disk has not been accessed, or it is not correctly formatted for the command issued. (For example, the command is trying to write a CMS-formatted file on an OS-formatted disk.)

For the RECEIVE command, either:

1. a filemode was specified on the RECEIVE command and this mode is READ/ONLY and the file cannot be written onto this disk.
2. RECEIVE attempted to read in a file sent using the DISK DUMP command (or SENDFILE with the 'OLD' option) and in order to use DISK LOAD to read the file in, the A-disk must be accessed in READ/WRITE mode.

For the VALIDATE command, the identifier is valid and the filemode is not accessed.

For DMSDSL, the A-disk must be accessed when the DOSLIB MAP function is performed and the output is directed to disk.

For the CONVERT command, the input DLCS file disk you specified was not found.

**System Action:** RC = 36.  
Execution of the command is terminated. The system status remains the same.

If this message is issued in response to a prompt, there is no return code and the prompt is reissued.

**User Response:** Access either the specified disk or a disk with the correct format, and then reissue the command.

If you received this message in response to a prompt and you currently have no disks accessed in read/write mode, terminate the command by entering 2 (or quit), access a disk in read/write mode, and reissue the command.

**069I [Output] Disk mode is not accessed**

**Explanation:** The disk specified in the FILEDEF command has not been accessed.

**System Action:** This message is for information only. Execution continues.

**User Response:** None.

**070E Invalid {parameter parameter|argument argument}**

**Explanation:** An invalid operand, or too many or extraneous operands, were specified in the command line or EXEC statement.

**System Action:** RC = 24.  
Execution of the command is terminated. The system status remains the same, with the following exception for the TAPE command:

If the DEN, TRTCH, 7TRACK, or 9TRACK options were specified, the modeset byte has been set for the specified device (TAP $i$ , where:  $i = 1, 2, 3, 4$ ) or TAP1.

**User Response:** Correct the command line and reissue the command.

**070W Invalid {parameter parameter|argument argument}**

**Explanation:** An invalid operand, or too many or extraneous operands, were specified in the command line or EXEC statement.

**System Action:** The EXEC is not loaded into the DCSS, the error is recorded in the DCSS 'dcssname DCSSMAP' file, and a prompt (DMS298R) is issued asking if you want to save the DCSS.

**User Response:** Correct the DCSSGEN load list entry that caused the error.

071E ERASE \*\* [fm]\*] not allowed

**Explanation:** You cannot erase all files on all disks using the ERASE command. You can enter asterisks for the filename and filetype, but you must specify the filemode letter and number.

**System Action:** RC = 24  
Execution of the command is terminated. The system status remains the same.

**User Response:** Issue the FORMAT command to erase all files on a disk, or use the ACCESS command with the ERASE option (all files on the disk are erased the first time you write a new file on the disk).

072E Error in EXEC file *fn*, line *nnn*:  
*message*

**Explanation:** The EXEC interpreter has found an error in file 'fn', at line 'nnn'. 'message' may be any one of the following:

- **FILE NOT FOUND**  
RC = 801  
The specified file was not found on the accessed disks. This message can be issued when you try to invoke an EXEC from within another EXEC.
- **&SKIP OR &GOTO ERROR**  
RC = 802  
A request was made to move to a statement above the beginning of the file, or to a nonexistent label.
- **BAD FILE FORMAT**  
RC = 803  
The file is not in the required format. For instance, it is packed rather than unpacked, or the record length is greater than 130.
- **TOO MANY ARGUMENTS**  
RC = 804  
A maximum number of 30 arguments can be passed to an EXEC file.

- **MAX DEPTH OF LOOP NESTING EXCEEDED**  
RC = 805  
No more than four nested loops may be specified.
- **ERROR READING FILE**  
RC = 806  
An I/O error occurred while an EXEC file was being read.
- **INVALID SYNTAX**  
RC = 807  
The syntax of the indicated statement is invalid.
- **INVALID FORM OF CONDITION**  
RC = 808  
This can occur from previously unassigned variables. The final result after the line is interpreted is syntactically invalid.
- **INVALID ASSIGNMENT**  
RC = 809  
An attempt was made to assign a value to an unspecified field; for example,  
  
= 42
- **MISUSE OF SPECIAL VARIABLE**  
RC = 810  
Incorrect use of a special variable was attempted. For example, an attempt was made to assign a value to &EXEC or to &TYPEFLAG.
- **ERROR IN &ERROR ACTION**  
RC = 811  
An &ERROR control statement specified a CMS command that also resulted in an error.
- **CONVERSION ERROR**  
RC = 812  
A variable in the line must be converted, but cannot be, because it is a character value, it is not in the proper format, or it has not been initialized. For example,

'&IF &FLAG EQ 944'

If &FLAG was not previously initialized, it is "null" or blank and will cause a conversion error when being converted to decimal. This message is also issued if a nonhexadecimal number is specified after the characters "X" on the right-hand side of an assignment statement (for example, &A = X'12AG'); or if a nondecimal number is specified after the characters "X" in any statement other than an assignment statement (for example, &TYPE X'120A0').

- **TOO MANY TOKENS IN STATEMENT**  
RC = 813  
More than 19 tokens appeared in a single &READ VARS statement.
- **MISUSE OF BUILT-IN FUNCTION**  
RC = 814  
One of the EXEC built-in functions (for example, &CONCAT, &DATATYPE, etc.) was used incorrectly.
- **EOF FOUND IN LOOP**  
RC = 815  
An end of file occurred before the command completed the requested operation.
- **INVALID CONTROL WORD**  
RC = 816  
An invalid control word was encountered in the input deck and cannot be read.
- **EXEC ARITHMETIC UNDERFLOW**  
RC = 817  
A negative arithmetic variable exceeded 8 digits including sign.
- **EXEC ARITHMETIC OVERFLOW**  
RC = 818

A positive arithmetic variable exceeded 8 digits.

- **SPECIAL CHARACTER IN VARIABLE SYMBOL**

RC = 819

A special character was used in a variable symbol. Only numeric and upper case alphabetic characters are to be used. The asterisk in the special variable &\* is an acceptable character.

**System Action:** The file is logically executed up to the point where the error was detected.

**User Response:** Correct the EXEC file and reexecute it.

*Note:* For a tutorial description of the CMS EXEC facility, see the *VM/SP CMS User's Guide*. For a description of the CMS EXEC control statements, see the *VM/SP CMS Command Reference*.

**073E Unable to open file {ddname|fn}**

**Explanation:** CMS was unable to open the specified ddname. An explanatory message should appear with this message.

For DMSMGC, the message compiler tried to open a text file, but was unable to do so.

**System Action:** RC = 28.

Execution of the command or program is terminated. The abend code is 15A for LINK, LOAD, ATTACH, and XCTL failures.

For DMSMGC, RC = 16.

**User Response:** If this message came from the message compiler (DMSMGC), contact your system programmer. Otherwise, verify the ddname and reissue the command. If you are using the OS Loader, verify that the LOADLIB libraries in the GLOBAL list exist.

**074E Error {resetting|setting} auxiliary directory**

**Explanation:** The auxiliary directory could not be set or reset. This can occur, for example, if the disk on which the auxiliary directory resides is not accessed when the command is issued, or if it is accessed as a filemode other than the one specified for it with a previous GENDIRT command.

**System Action:** RC = 40.

If the error occurred on an attempt to set the auxiliary directory, execution of the command is terminated. The system status remains the same. If, however, the error occurred on an attempt to reset the auxiliary directory, the assembly has already been done, and execution continues.

**User Response:** Consult the system programmer to find out what disk the auxiliary directory is on and by what filemode that disk should be accessed. (It should have the filemode that was specified for it with the GENDIRT command.) Access the disk with the proper filemode and reissue the command.

**075E [Device] devtype {invalid|illegal} for input**

**Explanation:** The device specified for the input or output ddname is invalid. This message will appear if the input device specified is DUMMY, PRINTER, or PUNCH, or if the output device specified is READER, CRT, OS DISK, or DOS DISK.

**System Action:** RC = 40.  
Execution of the command is terminated. The system status remains the same.

**User Response:** Reissue the FILEDEF command and specify the correct input/output device.

**076E Actual record length exceeds the one specified**

**Explanation:** An existing file has a record length greater than the record length entered in the command line.

**System Action:** RC = 40.  
Execution of the command is terminated. The system status remains the same.

**User Response:** Reissue the command, specifying a larger record length with the LRECL option.

**077E End card missing from input deck**

**Explanation:** Since the end card is missing, the input file is not complete. The deck is probably invalid.

**System Action:** RC = 32.  
Execution of the command is terminated. The card file is lost from the reader.

**User Response:** The DISK DUMP command must be issued to recreate the file.

**078E Invalid card in {reader deck|input deck|input file *fn ft*}**

**Explanation:** For DMSDSK, a card that was not punched by DISK DUMP was encountered in the input deck. The deck cannot be read by DISK LOAD.

For DMSGRN, an invalid card was encountered in the input deck. The deck cannot be processed by the GEN3705 command.

**System Action:** RC = 32.  
Execution of the command is terminated. The system status remains the same.

For DMSDSK, the READER file closed with the HOLD option.

**User Response:** For DMSDSK, reissue the command in case there are valid DISK DUMP cards following in the file. If the same error occurs, either retry, use the READCARD command to load the file, or use the CP PURGE command to erase the reader file.

For DMSGRN, use the card image in the error message to correct the card, and reenter the command.

**078W Sequence error detected loading**  
*fn ft--expected seqno1 found seqno2*

**Explanation:** The sequence number found is not the next sequential number.

**System Action:** RC = 32.  
The file continues to be loaded.

**User Response:** Check the file after it has been loaded for possible transmission errors.

**079E Invalid device address; reenter**

**Explanation:** The device address entered was specified incorrectly, that is, it is not a valid hexadecimal character or is not in the range of X'001' to X'6FF'.

**System Action:** Message DMS606R or DMS608R is reissued.

**User Response:** See DMS606R or DMS608R.

**080E Invalid {CYL/BLK|option} number**

**Explanation:** For CMS initialization (DMSINI), the CYL/BLK value entered was not a valid decimal number.

For the XMITMSG command (DMSMGX), the value for the specified

option was either not numeric or was a greater number than allowed.

**System Action:** For DMSINI, message DMS609R is reissued.

For DMSMGX, RC = 24; execution of the command is terminated.

**User Response:** For DMSINI, refer to message DMS609R.

For DMSMGX, correct and reissue the XMITMSG command.

**081E Invalid reply; enter 1 (YES) or 0 (NO)**

**Explanation:** The only valid responses to the query are "YES," "1," "NO," or "0." None of these responses was entered.

On the SENDFILE screen, something other than "YES" or "NO" was entered in the fields reserved for choosing options.

**System Action:** Message DMS607R or DMS610R is reissued.

For the SENDFILE menu, no system action is taken.

**User Response:** See DMS607R or DMS610R.

For SENDFILE, enter only "YES" or "NO" in the options fields.

**082E IPL device error; reenter**

**Explanation:** The device is not currently defined, or it is not in read/write status, or it is an unsupported device type.

**System Action:** Message DMS608R is reissued.

**User Response:** See DMS608R.



# DMS

## 083E Nucleus CYL/BLK specification unacceptable; error *x*

**Explanation:** The cylinder or FB-512 block number specified for the nucleus start address does not meet the requirement indicated by the error code.

### Code Meaning

- 1 The nucleus will overlay CMS files on the minidisk.
- 2 The nucleus start address is beyond all formatting.
- 3 The starting FB-512 block number is not on a 256-block boundary.
- 4 A total of 1060 FB-512 blocks are not available, including the starting block number.

**System Action:** Message DMS609R is reissued.

**User Response:** If RC = 1, respond to DMS609R with a larger cylinder value or FB-512 block number. If RC = 2, specify a smaller value. If RC = 3, specify a multiple of 256. If RC = 4, specify a lower location for the nucleus. In any event, use of the FORMAT command with the RECOMP option may be necessary.

## 084E Invalid use of FROM and TO options

**Explanation:** The 'FROM' location exceeds or is equal to the 'TO' location.

**System Action:** RC = 24.  
Execution of the command is terminated. The system status remains the same.

**User Response:** Correct and reissue the command.

## 085E Error in *fn ft fm*, line *nnn*: *message*

**Explanation:** The EXEC 2 interpreter has found an error in file "*fn ft fm*," at line "*nnn*." "*message*" may be any one of the following:

- **file not found**  
RC = 10001  
The input file was not located on an accessed disk.
- **wrong file format**  
RC = 10002  
The line length exceeds 255 bytes.
- **word too long**  
RC = 10003  
An attempt was made to assign more than 255 bytes to a variable, or a word in a line is longer than 255 bytes.
- **statement too long**  
RC = 10004  
The length of the statement exceeds 255 bytes.
- **invalid control word**  
RC = 10005  
A word with a leading ampersand was found where a control word was expected, but it is not recognized as a control word.
- **label not found**  
RC = 10006  
During a scan for a label, the label was not located.
- **invalid variable name**  
RC = 10007  
A word without a leading ampersand was found in a place where a variable was expected.
- **invalid form of condition**  
RC = 10008  
Either the conditional operator is invalid or one of the operands has a null value.
- **invalid assignment**  
RC = 10009

An operator in an assignment statement is not (+), or (-), or 'of' does not follow the function name.

- **missing argument**  
RC = 10010  
A required argument is missing.
- **invalid argument**  
RC = 10011  
An argument has an invalid value.
- **conversion error**  
RC = 10012  
An error has occurred in converting from a string to a numeric value.
- **numeric overflow**  
RC = 10013  
A number has overflowed the defined system limits: (2\*\*31)-1 or -(2\*\*31).
- **invalid function name**  
RC = 10014  
If the function name starts with an ampersand, it is not a predefined function, or if it starts with a dash, it is not a label in the file.
- **end of file found in loop**  
RC = 10015  
The end of the file was found before the end of the loop.
- **division by zero**  
RC = 10016  
A division by zero was detected.
- **invalid loop condition**  
RC = 10017  
The conditional expression in an &LOOP statement has an invalid format.
- **error return during &ERROR action**  
RC = 10019  
An error has occurred during execution of the action specified on an &ERROR statement.
- **assignment to unset argument**

RC = 10020

An attempt was made to assign a value to an argument when the number of that argument exceeded &N. For example,

```
&ARGS A B C
&4=D
```

would cause this error.

- **statement out of context**  
RC = 10021  
&RETURN was encountered when no subroutine was active.
- **program interrupted**  
RC = 10094  
The system interrupted execution of your EXEC 2 program. The 'HI' (halt interpretation) immediate command was probably issued. Certain utility modules may force this condition if they detect a disastrous error condition.
- **fatal error while handling SHARE subcommand**  
RC = 10095  
The error 'insufficient storage' occurred while handling a share subcommand.
- **insufficient storage available**  
RC = 10097  
Insufficient storage to complete the statement.  
  
This may be caused by &STACK, assignment to a variable, or other actions that require additional storage.
- **file read error *nnn***  
RC = 10098  
The operating system was unable to read the file or some part of the file. The return code "nnn" indicates one of the following conditions:

#### Code Meaning

- 1 The file was not found.

- 2 The address of the buffer was not within virtual storage limits.
- 3 A permanent disk error occurred. This may occur if you link to and access another user's disk, then try to read a file that was refiled by its owner after you issued the ACCESS command. Reissue the ACCESS command and try to read the number again.
- 5 The number of records is less than 0 or greater than 32768.
- 7 The fixed/variable flag is not F or V.
- 8 The record read is longer than the buffer.
- 9 The specified file is open for writings; it must be closed and opened for reading.
- 11 The number of records is greater than 1 for a variable-length file.
- 12 The end of the file was reached.
- 13 An invalid displacement appears in the AFT for a variable length file.
- 14 An invalid character appears in the filename.
- 15 An invalid character appears in the filetype.

- **trace error nnn**  
RC = 10099  
A command or subcommand issued as an action of &TRACE returned the error code 'nnn'. Execution of the current EXEC 2 file is terminated.

- **Program Interrupted**  
RC = 10196

The 'HI' (halt interpretation) immediate command was probably issued. The message could also result from a utility module error.

**System Action:** The file is logically executed up to the point where the error was detected.

**User Response:** Correct the EXEC 2 file and reexecute it.

*Note:* For information on EXEC 2, see the *VM/SP EXEC 2 Reference*.

**086E Invalid DDNAME *ddname***

**Explanation:** The *ddname* specified with the command is invalid.

**System Action:** RC = 24.  
Execution of the command is terminated. The system status remains the same.

**User Response:** Reissue the command with a valid *ddname*. With the DLBL command, use a *ddname* of seven characters or less. If you are an OS user, enter the first seven characters of your program's ACB *ddname*. If these seven characters are not unique within the program (that is, the eighth character distinguishes two ACBs in the same program), recompile the program using different *ddnames*.

**086W DLBL *ddname* DUMMY invalid for VSAM**

**Explanation:** The *ddname* in the ACB being opened was specified in a previous DLBL command with the DUMMY operand, which is invalid for VSAM.

**System Action:** RC = 8.  
This message accompanies a DOS/VS VSAM open error code X'11'. The OS user is restricted from using a DUMMY VSAM data set. An attempt to do so will cause unpredictable results at OPEN time. An additional message

from the program product being used may follow.

**User Response:** Reissue the DLBL command specifying a mode for this ddname, and then restart the program that caused the error.

**087E Invalid assignment of SYSaaa to device devtype**

**Explanation:** The ASSGN command that was entered violated a restriction on the assignment of SYSaaa to a virtual device. The ASSGN command restricts the assignment of logical units to virtual devices as follows:

**Logical Units Valid Assignment**

SYS000-SYS241	to any device as specified by the ASSGN command.
SYSLOG	to terminal and printer
SYSLST	to printer, disk, and tape
SYSIPT	to reader, disk, and tape
SYSPCH	to punch, disk, and tape
SYSRDR	to reader, disk, and tape
SYSCAT	to disk
SYSCLB	to disk
SYSRLB	to disk
SYSSLB	to disk
SYSIN	to reader, tape, and disk
SYSOUT	to tape

**System Action:** RC = 24.  
Execution of the command is terminated. The system status remains the same.

**User Response:** Reissue the ASSGN command, specifying a valid combination of logical unit and virtual device.

**088E Unsupported DTF type dtftype**

**Explanation:** An attempt was made to open or close a DTF table of a type not supported by CMS.

**System Action:** RC = 24.  
Execution of the command is terminated. The system status remains the same.

**User Response:** None; CMS/DOS only supports those DTF types identified in the CMS/DOS publications.

**089E {Open|Close} error code nn on {fn|SYSaaa|TAPn}**

**Explanation:** The error code in the message identifies the error situation.

**Code Meaning**

- 1 The logical unit (SYSaaa) in the DOSCB does not match the logical unit in the DTF table.
- 2 CMS/DOS does not support writing to OS or DOS disks. All files must be written to CMS disks.
- 3 An attempt was made to open or close a sequential disk file, VSAM file, or private source statement library, but no DLBL command was issued with the DLBL ddname equal to the DTF ACB filename. CMS/DOS requires a user-issued DLBL for all sequential disk files, VSAM input and output files, and private libraries.
- 4 An attempt was made to open or close a DTFCB or DTFPR with ASOCFLE/FUNC operands specified in the DTF macro. These operands are not supported under CMS/DOS.
- 5 An attempt was made to open an input sequential disk file from an OS disk, but no extent information was found in the OSFST associated with the file.

# DMS

- 6 An attempt was made to open a sequential disk file for input, but the file was not found on any of the accessed disks.
- 7 The device type in the DTF being opened or closed is incompatible with the PUB device type for the specified unit.
- 8 The system or programmer logical unit is unassigned (PUB pointer in LUB = X'FF').
- 9 There is no CMS/DOS support for reading tapes backward. When the operand READ = BACK is specified on the DTFMT macro, a flag is set in the DTF at compilation time indicating this condition. CMS/DOS supports tape processing only in a forward direction.
- 11 An attempt was made to open or close a DTFMT (tape data file) and 'ASCII = YES' was specified in the DTF macro. This operand is not supported.
- 12 An attempt was made to open a DTFCP or DTFDI tape file with 'FILABL = STD' specified. However, no VOL1/HDR1 was encountered.
- 13 PUB information for the tape logical unit being opened (track mode indicator or density) is incompatible with the tape drive.
- 14 The tape is a 3420 tape drive but an invalid tape drive model number (valid model numbers are 3, 4, 5, 6, 7, and 8).
- 15 While opening a DTF associated with a file on an OS or DOS disk, an I/O error occurred while reading the extent information for the specified data set.
- 16 SYSIPT/SYSRDR is assigned to tape and the record length is not 80 or 81 bytes.
- 17 An unexpected error situation was encountered while performing a tape I/O operation.
- 18 The SAM OPEN/CLOSE (in the CMS/DOS environment) routines have returned with an error indicating that the DTF currently being processed could not be opened because of a lack of virtual storage.
- 19 An attempt was made to OPEN a SAM file in VSAM space. This feature is not supported in CMS/DOS.
- 20 An attempt was made to fetch an invalid or unsupported VSE/AF OPEN transient area.
- 21 For MOVEFILE to process a DOS input file on FB-512 devices, the RECFM and BLOCK must be specified on the input FILEDEF for nn. For a fixed block RECFM, the LRECL also must be specified.
- 22 An attempt was made to open a nonVSAM file on the OS- or DOS-formatted 3380 DASD specified by SYSaaa. CMS/DOS supports the 3380 for VSAM files only.

**System Action:** RC = 36.

Execution of the command is terminated. The system status remains the same.

**User Response:** Correct the error and reissue the command.

For error code 22, if the file you are trying to access is a VSAM file, use an ACB to open it. If it is a nonVSAM file, you cannot open the file under CMS/DOS.

**090E Invalid device class *devclass* for *devtype***

**Explanation:** The device class information returned from the CP DIAGNOSE request (code 24) conflicts with the device being assigned.

**System Action:** RC = 36.  
Execution of the command is terminated. The system status remains the same.

**User Response:** Reissue the command. If this fails, call IBM for software support.

**091E Save area address in partition PIB not equivalent to LTA save area address**

**Explanation:** The current save area address in the PIB (Partition Information Block) is not the same as the save area in the LTA (Logical Transient Area).

**System Action:** RC = 100.  
Execution of the command is terminated.

**User Response:** Reissue the command; if the problem persists, call IBM for software support.

**092E STXIT save area address invalid**

**Explanation:** The specified save area address in a STXIT operation is not within the address range of the virtual machine.

**System Action:** RC = 100.  
Execution of the command is terminated. The system status remains the same.

**User Response:** Verify the save area address and reissue the command.

**093E MVCOM macro attempted to alter positions other than 12-23 of COMREG**

**Explanation:** The specified MVCOM macro is attempting to alter a position other than the allowed positions 12 to 23 of the communications region.

**System Action:** RC = 100.  
Execution of the command is terminated. The system status remains the same.

**User Response:** Correct the specification of the MVCOM macro and retry.

**094E FROM address on MVCOM macro invalid**

**Explanation:** The address specified in the MVCOM macro is not within the range of the virtual machine.

**System Action:** RC = 100.  
Execution of the command is terminated. The system status remains the same.

**User Response:** Correct the address specified and retry.

**095E Invalid address *vstor***

**Explanation:** The specified address is not within the range of the virtual machine, is not a valid storage address, or is not equal to or greater than X'20000'.

**System Action:** RC = 100.  
Execution of the command is terminated. The system status remains the same.

**User Response:** Reissue the command with a valid address.

**096E File *fn ft* data block count incorrect**

**Explanation:** The number of data blocks read from tape (for file '*fn ft*') does not match the number in the model file status table written on the tape when the file was dumped.

**System Action:** RC = 32.  
Execution of the command is terminated. The portion of the file '*fn ft*' loaded exists on disk as tape CMSUT1.

**User Response:** To ensure that the file is properly loaded, reposition the tape to the beginning of the file and reissue the TAPE LOAD command.

**096S Unsupported function in a LIOCS routine for *command***

**Explanation:** A Logical IOCS routine was called to perform a function which the routine was not generated to perform.

**System Action:** RC = 100.  
Execution of the command is terminated. The system status remains the same.

**User Response:** Verify that all logical functions to be performed are supported by the Logical IOCS routine linked with your program.

**097E No SYSRES volume active**

**Explanation:** No system residence disk (SYSRES) is active; therefore, no procedure library or relocatable library is active.

**System Action:** RC = 36.  
Execution of the command is terminated. The system status remains the same.

**User Response:** Use the "SET DOS ON mode" command to activate a SYSRES disk, and reissue the command.

**098E No {PHASE|PROCEDURE} name specified**

**Explanation:** The command requires the specification of a phase name or procedure name.

**System Action:** RC = 24.  
Execution of the command is terminated. The system status remains the same.

**User Response:** Reissue the command supplying a phase name or procedure name.

**099E {CMS/DOS environment [not] active|IOERROR reading *fn*}**

**Explanation:** If the message is CMS/DOS ENVIRONMENT NOT ACTIVE, the CMS/DOS environment must be active in order for the command to execute.

If the message is CMS/DOS ENVIRONMENT ACTIVE, the CMS/DOS environment must not be active in order for the command to execute.

If the message is I/O ERROR READING *fn*, an I/O error has occurred while reading the specified file.

**System Action:** RC = 40.  
Execution of the command is terminated. The system status remains the same.

**User Response:** Use the SET DOS command to activate or deactivate the CMS/DOS environment and reissue the command. For IOERROR, correct the cause of the I/O error and reissue the command.

**099W      Generation parameters  
incompatible with VM/370**

**Explanation:** The parameters specified on the HOST macro in the stage one input stream for an NCP or PEP control program were not equal to the values required by VM/SP. The control program may not operate correctly if used by VM/SP. (This message does not prohibit saving or loading the control program. It may not indicate an error if the VM/SP generation and load procedures are used for a 3704/3705 control program intended for use by a virtual machine system other than VM/SP.)

**System Action:** For DMSNCP, RC = 99.  
Processing continues.

**User Response:** None.

**100E      No batch processor available**

**Explanation:** The CMSBATCH module could not find the DMSBTP TEXT S2 file (Batch processor) on any system disk.

**System Action:** RC = 40.  
At this point, the operator has a normal CMS interactive machine, not a batch machine.

**User Response:** Contact your system support personnel.

**Routing:** This message is displayed at the Batch Facility console at Batch initialization time.

**100W      Shared {S-STAT|Y-STAT} not  
available**

**Explanation:** The S-disk or Y-disk directory has been re-written to disk since the CMS system was last saved. This can occur if either disk was accessed in R/W mode and then released

even if the disk was not specifically altered; the RELEASE command will rewrite the directory.

**System Action:** For S-STAT, the S-STAT is built in user storage. For Y-STAT, the Y-disk is accessed using the CMS ACCESS command.

**User Response:** Call your system support personnel.

**101E      Batch not loaded**

**Explanation:**

1. The CMSBATCH command was issued after the first carriage return following IPL, or
2. The CMSBATCH module encountered errors trying to load the DMSBTP TEXT S2 file (Batch processor). See the LOAD command for possible errors, or
3. The CMSBATCH module could not locate the DMSBTPAB entry point in DMSBTP while searching the loader tables. At this point DMSBTP has already been loaded.

**System Action:** RC = 88.  
At this point, the operator has a normal CMS interactive machine, not a batch machine.

**User Response:** If the explanation is (1) follow start-up procedure (starting with IPL). If it is (2) or (3), contact your system support personnel.

**Routing:** This message is displayed at the Batch Facility console at Batch initialization time.



# DMS

## 101S SPECS temp string storage exhausted at *storarea*

**Explanation:** A specification list was so long that the storage area reserved for storing specification strings was exhausted.

**System Action:** RC=8.  
execution of the command is terminated.  
The system status remains the same.

**User Response:** Copy the file twice, possibly using the OVLY option a second time, so that less string storage is needed each time.

## 102S Too many fileids

**Explanation:** Too many input fileids were specified.

**System Action:** RC=88.  
Execution of the command is terminated. The system status remains the same.

**User Response:** To correct this situation, use two COPYFILE commands, specifying the APPEND option with the second one.

## 103S Number of SPECS exceeds maximum *nn*

**Explanation:** More than 20 specifications were entered.

**System Action:** RC=88.  
Execution of the command is terminated. The system status remains the same.

**User Response:** Use more than one COPYFILE command, possibly specifying OVLY after the first one.

## 104S Error *nn* reading file *fn ft fm* [from {disk|XEDIT}]

**Explanation:** An unrecoverable error occurred while reading the file from disk. *nn* indicates the nature of the error; it may be one of the following:

### Code Meaning

- 1 The specified file was not found.
- 2 The buffer area is not within user storage limits.
- 3 A permanent disk read error occurred. This may occur if you link to and access another user's disk, and try to read a file that was refiled by its owner after you issued the ACCESS command. Reissue the ACCESS command and try to read the file again.
- 5 The number of records is less than zero or more than 32768.
- 7 The fixed/variable flag in the file status table entry is not F or V.
- 8 The given storage area was smaller than the actual size of the records read. (This error is valid if reading the first portion of a large record into a small buffer. It does not cause the function to terminate.)
- 9 The file is open for writing and must be closed before it can be read.
- 11 Only one record can be read for a variable-length file. In this case, the number of records is greater than 1.
- 12 An unexpected end of file occurred (the record number specified exceeds the number of records in the file).
- 13 A variable-length file has an invalid displacement in the active file table.
- 14 An invalid character was detected in the filename.
- 15 An invalid character was detected in the filetype.

- 19 An I/O error occurred on a FBA device. This was indicated by a non-zero condition code from a DIAGNOSE code X'20'. Error detected in module DMSDIO.
- 25 Insufficient virtual storage is available.
- 26 Requested item number is negative, or item number plus number of items exceeds file system capacity.
- 27 An attempt was made to update a variable-length item with one of a different length.

**System Action:** RC = 100 or RC = 1nn ('nn' described above)

Execution halts. The system remains in the same status as before the command was entered.

For DMSEDI, the edit session is terminated. If the error occurred during a RENUM operation, the workfile is erased and the file being edited remains unchanged.

For DMSEXL, the file specified in the EXECLOAD command was not loaded into storage. The execution of the command is terminated.

For DMSDSL, the condition of the DOSLIB file is unpredictable.

For DMSGLO, no global variable table(s) were created

For DMSLBM, the condition of the MACLIB file is unpredictable.

For DMSGLB, that library is not globalized but the operation continues for any other libraries named in the command.

For DMSXGT, if the error occurred during a GET operation, the subcommand is terminated and the editing session continues.

For DMSXIN, the execution of the command or subcommand is terminated. If multiple files were being edited, the editing session continues for those files.

For DMSXRE, if the error occurred during a RENUM operation, the subcommand is terminated and the editing session continues.

For the TAPE command, if the DEN, TRTCH, 7TRACK, 9TRACK, or 18TRACK options were specified, the modeset byte has been set for the specified device (TAPn, where n is a character from 0 to 9 or A to F; the default is TAP1). Some records may have been written on tape.

**User Response:** If you can determine the problem from the "Explanation" and remedy the condition, reissue the command. If not, retry the command and if the problem persists, call your system support personnel.

For DMSDGL, verify DOSLIB integrity with the DOSLIB MAP command.

For DMSGLB, RDBUF has returned a RC other than 0, 1, or 8. RC = 1 indicates it is an OS/DOS DISK and RC = 8 occurs if the LRECL is greater than 80. Either of these conditions is acceptable.

For DMSLBM, verify MACLIB integrity with the MACLIB MAP command.

For DMSLIO and DMSMOD, reissue the entire LOAD/INCLUDE sequence after checking the error conditions.

The problem may be that the in-core directory for the M-disk that contains the file being loaded, does not match the actual directory. The real disk directory may have been changed since the disk was last accessed, or if on the system disk, the saved system may need resaving.

For error code '09', issue an FSCLOSE macro for the file. If a permanent disk read error occurs (code 3), it may be the result of the user having detached a virtual disk without releasing it. CMS, not realizing that the disk is no longer

part of the virtual machine, assumes that the disk is still active and encounters an error when it tries to read or write the file.

**104W Error *nn* reading file *fn ft fm* [from {disk|XEDIT}]**

**Explanation:** An error occurred while reading the file from disk. *nn* indicates the nature of the error; it may be one of the following:

**Code Meaning**

- 1 The specified file was not found.
- 2 The buffer area is not within user storage limits.
- 3 A permanent disk read error occurred. This may occur if you link to and access another user's disk, and try to read a file that was refiled by its owner after you issued the ACCESS command. Reissue the ACCESS command and try to read the file again.
- 5 The number of records is less than zero or more than 32768.
- 7 The fixed/variable flag in the file status table entry is not F or V.
- 8 The given storage area was smaller than the actual size of the records read. (This error is valid if reading the first portion of a large record into a small buffer. It does not cause the function to terminate.)
- 9 The file is open for writing and must be closed before it can be read.
- 11 Only one record can be read for a variable-length file. In this case, the number of records is greater than 1.
- 12 An unexpected end of file occurred (the record number specified exceeds the number of records in the file).
- 13 A variable-length file has an invalid displacement in the active file table.
- 14 An invalid character was detected in the filename.

- 15 An invalid character was detected in the filetype.
- 19 An I/O error occurred on a FBA device. This was indicated by a non-zero condition code from a DIAGNOSE code X'20'. Error detected in module DMSDIO.
- 25 Insufficient virtual storage is available.
- 26 Requested item number is negative, or item number plus number of items exceeds file system capacity.
- 27 An attempt was made to update a variable-length item with one of a different length.

**System Action:** The EXEC is not loaded into the DCSS, the error is recorded in the DCSS 'dcssname DCSSMAP' file, and a prompt (DMS298R) is issued asking if you want to save the DCSS.

**User Response:** Correct the DCSSGEN load list entry that caused the error.

**105E No job card provided**

**Explanation:** The first record of the user job was not a /JOB card.

**System Action:** The batch facility has flushed the user job and continued with the next user job.

**User Response:** Resubmit the job to the batch facility with the first record of the job in batch facility /JOB format.

**Routing:** This message is displayed at the Batch Facility console during user job execution.

**105S Error *nn* writing file *fn ft fm* [{on disk|to XEDIT}]**

**Explanation:** An unrecoverable error occurred while writing on disk. *nn* indicates the nature of the error; it may be one of the following:

**Code Meaning**

- 2 The virtual storage address is 0.
- 4 The first character mode is invalid.
- 5 The second character mode is invalid.
- 6 The number of records in the file is too large; it cannot exceed 65,533.
- 7 An attempt has been made to skip over an unwritten variable-length item.
- 8 The number of bytes was not specified.
- 9 The file is already active for reading.
- 10 The maximum number of CMS files (3400) has been reached.
- 11 The fixed/variable flag is not F or V.
- 12 The disk is not a CMS read/write disk.
- 13 The disk is full (recoverable error) or insufficient storage is available for writing to XEDIT.
- 14 The number of bytes to be written is not integrally divisible by the number of records to be written.
- 15 The length of this record is not the same as that of the previous record.
- 16 The fixed/variable flag is not the same as that of the previous record.
- 17 A variable-length record is greater than 65K bytes.
- 18 The number of records is greater than 1 for variable-length file.
- 19 The maximum number of data blocks per file (16060) has been reached.
- 20 An invalid character has been detected in filename.
- 21 An invalid character has been detected in filetype.
- 22 Virtual storage capacity has been exceeded.
- 25 Insufficient virtual storage is available.
- 26 Requested item number is negative, or item number plus number of items exceeds file system capacity.
- 27 An attempt was made to update a variable length item with one of a different length.

**System Action: RC = 100.**

Execution of the command terminates.  
The system status remains the same.

For DMSDSK, the reader file is saved.  
The status of the output file is unpredictable.

For DMSEDI, the edit session terminates. The status of the file is as it was before the edit session or at the execution of the last SAVE subcommand or automatic save. The RENUM workfile is erased. A workfile, EDIT CMSUT1, may have been created on the input disk.

For DMSEXL, the file specified in the EXECLOAD command was not loaded into storage. The execution of the command is terminated.

For DMSDSL, the condition of the DOSLIB file is unpredictable.

For DMSLBM, the condition of the MACLIB file is unpredictable.

For DMSLBT, DMSLST, DMSMOD, DMSRT, DMSTPD, and DMSUPD, the status of the output file is unpredictable.

For DMSRDC, the reader is closed with a HOLD status to preserve the file. However, if nn = 13 and the error occurs while writing the last block of the file to disk, then the file will have already been purged before the reader is closed.

For DMSTPI, if the DEN, TRTCH, 7TRACK, 9TRACK, or 18TRACK options were specified, the modeset byte has been set for the specified device (TAPn, where n is a character from 0 to 9 or A to F; the default is TAP1). The status of the output file is unpredictable. The tape may not be in the same position as before the command was entered.

For DMSXCP, the EXCP request fails with the return code nn. Check the

# DMS

attributes of the file specified in the DTF and DLBL.

For DMSXFD, if the error occurred during a FILE or SAVE, at temporary work file, XEDTEMP CMSUT1. may have been created on the input disk.

For DMSXPT, if the error occurred during a PUT (D) operation, the subcommand is terminated and the editing session continues.

For DMSXRE, if the error occurred during a RENUM operation, the subcommand is terminated and the editing session continues.

**User Response:** If you can determine the problem from the "Explanation" above and remedy the condition, reissue the command. If not, reissue the command and if the problem persists, call your system support personnel.

For DMSDSL, use the DOSLIB MAP function to verify DOSLIB integrity.

For DMSLBM, use the MACLIB MAP function to verify MACLIB integrity.

For DMSLIO, reissue the LOAD/INCLUDE sequence from the beginning, after checking the above error conditions.

For DMSXCP, specify a smaller partition with the SET DOSPART command, or use the CP define storage command for a larger machine and IPL CMS.

## 106E /JOB card format invalid

### Explanation:

1. The batch facility detected a missing or invalid userid or missing account number on the user /JOB card, or
2. The userid (if provided) does not exist in the directory, or

3. A user /JOB card exit routine (BATEXIT2) returned a nonzero return code in general register 15.

**System Action:** The batch facility flushes the user job and continues with the next user job.

**User Response:** Resubmit the job to the batch facility with a valid userid and an account number in the batch facility /JOB card.

**Routing:** This message is displayed at the batch facility console during user job execution.

## 106S Number of member names exceeds maximum of 2000; file fn TEXT not added

**Explanation:** The number of entries in the dictionary has exceeded the maximum of 2000.

**System Action:** RC = 88.

The system tries to write the dictionary up to and including the previous text deck; then it terminates execution of the command.

**User Response:** Either delete unnecessary members from the library and retry, or start another library.

## 107E CP/CMS command *command* not allowed

**Explanation:** The named CP or CMS command is not allowed under the CMS batch facility. If it is a CP command, the device type is also displayed. If it is a CP LINK command, more than 26 LINK commands have been issued without compensating DETACH commands or a possible error has occurred in the LINK command itself.

**System Action:** CMS continues with the next command in the user job.

**User Response:** Do not resubmit this command with any batch job. If this was a LINK command reject, check to be sure the LINK command is correct or not more than 26 LINK commands have been issued without compensating DETACH commands. Reissue the LINK command after detaching another disk. A PASSWORD is always required, even if the PASSWORD is 'ALL' The PASSWORD must be coded 'ALL' when the disk being linked does not have an access mode PASSWORD.

**Routing:** This message is displayed at the batch facility console during user job execution. It will appear on the spooled console output sheet.

#### 107S Disk mode(*vdev*) is full

**Explanation:** There is not enough space on the specified disk to write the file.

**System Action:** RC = 100.  
Execution of the command is terminated. Some records of the output file may have been written out.

**User Response:** Erase some files from the disk and reissue the command.

#### 108E /SET card format invalid

**Explanation:** The batch facility detected invalid information on user's /SET card. Possible errors include:

- No blank delimiters between entries
- Invalid keywords
- Noninteger values for settings
- Values for settings greater than installation limits.

**System Action:** The user job is flushed and the next batch job is started.

**User Response:** Correct the /SET card and resubmit the job to the Batch Facility.

**Routing:** This message is displayed at the batch facility console during user job execution. It appears on the spooled console output sheet.

#### 108S More than *nn* libraries specified

**Explanation:** No more than 63 MACLIB, TXTLIB, DOSLIB, or LOADLIB library names may be specified with a GLOBAL command.

**System Action:** RC = 88.  
Execution of the command is terminated, and any previous library list of the specified type is cleared.

**User Response:** Combine some libraries to reduce the number of libraries required for this terminal session.

#### 109E {CPU|Printer|Punch} limit exceeded

**Explanation:** A user job exceeded the named limit during execution. The limit was determined either by the user job through a /SET control card or by default to the installation settings.

**System Action:** The user job is flushed and the next batch job is started.

**User Response:** If the results are unexpected, debug the job before resubmitting it to batch.

#### 109S {Virtual storage capacity exceeded|Storage exceeded|Insufficient free storage available}

**Explanation:** There is no more space available in your virtual machine to successfully complete execution of the command. Subsequent execution of certain CMS commands may cause the same problem.

## DMS

For DMSACC, insufficient free storage remains to access the specified disk.

For DMSAMS, Access Method Services was unable to obtain free storage for the terminal buffer to read the tape ddnames.

For DMSBWR, a write buffer operation attempted to write beyond the limits of the virtual machine's storage.

For DMSLBD, not enough storage is available to build a LABSECT or VOLSECT for LABELDEF information.

For DMSFCH, either the phase being fetched would exceed FREELWE, or in the case of fetching a \$\$B transient phase, the transient routine would exceed the end of the transient area.

For DMSGLB, not enough storage is available to contain the list of specified libraries and their associated directory pointers.

For DMSHLP, not enough storage was available to either load the DMSHLD communication module or acquire buffer space to format the HELP text file.

For DMSLBM, not enough virtual storage was available to contain the MACLIB dictionary.

For DMSLIO, the loading of text files has caused either the transient area or user area limit to be exceeded. Text file sizes are determined by the length fields of ESD statements. An incorrect value in the length field of an ESD statement may cause this condition.

For DMSPIO, not enough virtual storage is available to process the FORM = parameter of the PRINTL macro request.

For DMSSOP, the storage to be used for saving the original DCB is not available.

For DMSPRE, either the initial request for a large block of storage failed, or storage was exhausted during suballocation of the block while processing normally.

For DMSTPE, a buffer the size of the LRECL of the file could not be obtained. This happened while trying to load a sparse file onto disk from tape.

For DMSQRF, DMSQRG, DMSQRH, DMSQRS, DMSQRT, DMSQRU, DMSQRV, DMSQRW, DMSWRX, and DMSQRY, the stack and/or FIFO or LIFO option was chosen, but there was not enough storage to stack the result.

For DMSMOD, either storage could not be obtained for a buffer to read a record, or not enough virtual storage was available to contain the requested module.

For DMSGLO, GLOBALV was unable to get a work area. GLOBALV initialization functions could not proceed.

For DMSSFD, DMSFREE failed because no free storage was available for the staging area or the label buffer.

**System Action:** DMSBWR passes a return code of 22 to the program that called it, which then passes a return code of 104. DMSSMN is terminated abnormally with abend code X'804' or X'80A'. DMSVIP abends with CMS abend code X'177'. All other modules that issue this message pass a return code of 104; execution of the command is terminated, and the system status remains the same.

For DMSACC, the disk is not accessed. Any disk already accessed at the specified point in the search order is released, but not detached.

For DMSLBD, return code 24 is passed. Execution of the command is terminated. The system status remains the same.

For DMSEXI, not enough storage was available to successfully complete execution of the EXECLOAD command. Execution of the command is terminated.

For DMSGLB, execution of the command is terminated, and any previous library list of the specified type is cleared.

For DMSOVR, SVCTRACE is turned off if it was on.

For DMSLBM, if additions were being made to the MACLIB (GEN, ADD, or REP functions), it contains all successful additions made before storage was exceeded.

For DMSPIO, the print request is ended with a return code of 104.

For DMSWVL, the command is terminated with a return code of 104.

For DMSSOP, opening of the file is terminated.

For DMSTPE, the failure occurred before any records were written out to disk. Therefore, no file is created. TAPE processing terminates with a return code of 104. All files previously loaded are retained.

For DMSQRF, DMSQRG, DMSQRH, DMSQRS, DMSQRT, DMSQRU, DMSQRV, DMSQRX, and DMSQRY, RC = 109. The execution of the command is terminated.

For DMSMOD, the command is terminated with a return code of 104.

For DMSSFD, the command is terminated with a return code of 41.

**User Response:** You must either free some virtual storage or increase the size of your virtual machine. To free some virtual storage, issue the RELEASE command for any minidisks that you no

longer need; then reissue the original command. To increase the size of your virtual machine, use the DEFINE command; then re-IPL CMS and reissue the original command.

Alternatively, you can do the following:

For DMSARN, DMSSMN, and DMSTPD, reduce the size of the program and retry.

For DMSDLB and DMSLBD, clear old definitions that are no longer needed, and retry.

For DMSEXI, drop any storage resident EXECs that are not needed, and retry the EXECLOAD command.

For DMSLBM, issue the MACLIB MAP command to determine the contents of MACLIB. Define additional storage with a CP DEFINE command. Continue processing with the remaining additions.

For DMSLIO, redefine loading locations (origin) or redefine the virtual storage size using the CP command DEFINE. Reissue the entire LOAD/INCLUDE sequence.

For DMSPIO, issue the CP DEFINE STORAGE command to increase the size of the virtual machine and IPL CMS, or issue the CMS RELEASE command for any disks no longer needed and restart your program.

If you ran out of storage while trying to acquire a large GETMAIN area, and your virtual machine size is above the start of the CMS nucleus, you should IPL a CMS system generated at a higher virtual address than the one you are using.

For DMSSFD, if you increase the size of your virtual machine, make sure that your virtual machine size is below the address of the DCSS where the FSTs are going to be saved.



**109T Virtual storage capacity exceeded**

**Explanation:** There is insufficient virtual storage available for file management control blocks.

**System Action:** The virtual machine is placed in a disabled wait state and the disk is not updated.

**User Response:** Issue the CP command DEFINE to increase the size of the virtual machine, IPL CMS again and reenter the command.

If you ran out of storage while trying to acquire a large GETMAIN area, and your virtual machine size is above the start of the CMS nucleus, you should IPL a CMS system generated at a higher virtual address than the one you are using.

**110E CORRECT FORM IS: DOSGEN LOCATION (SEGNAME)**

**Explanation:** An invalid form of the DOSGEN command was specified.

**System Action:** RC = 24.  
Execution of the command is terminated. The system status remains the same.

**User Response:** Correct and reissue the command. 'segname' is optional; if you do not specify it, it defaults to CMSDOS for DOSGEN.

**110S Error reading TAPn[(vdev)]**

**Explanation:** A permanent I/O error occurred while reading the specified tape, or the tape is not attached.

**System Action:** RC = 100.  
Execution of the command is terminated. For the TAPE command, if the DEN, TRTCH, 7TRACK, 9TRACK, or 18TRACK options were specified, the modeset byte has been set for the specified device (TAPn, where n is a

character from 0 to 9 or A to F; TAP1 is the default). The tape may not be in the same position as before the command was entered.

**User Response:** If the tape is attached, make sure that it is the correct tape; rewind the tape via the TAPE REW command, position the tape, and retry. If the error persists, check the format of the tape for parity errors, missing tape marks, etc. For the TAPEMAC command, if the problem persists, use the OS utility IEHMOVE to create the PDS again on another tape.

**111E DOSGEN failed due to load errors**

**Explanation:** Errors occurred when trying to load (using the Loader) CMS text decks into the discontinuous saved segment.

**System Action:** RC = 36.  
Execution of the command is terminated. The system status remains the same.

**User Response:** Print or display the file on the A-disk with filename and filetype 'LOAD MAP', which contains diagnostic messages. In some cases, Loader messages may precede this message. If this occurs, refer to the Loader message and follow the user action given.

**111S Error writing TAPn(vdev)**

**Explanation:** A permanent I/O error occurred when writing the specified tape.

**System Action:** RC = 100.  
If the DEN, TRTCH, 7TRACK, 9TRACK, or 18TRACK options were specified, the modeset byte has been set for the specified device (TAPn, where: n is a character from 0 to 9 or A to F; TAP1 is the default). The tape may not be in the same position as before the command was entered.

**User Response:** Reissue the command.  
If the error persists, contact your system support personnel.

**112S**      *mode(vdev) device error*

**Explanation:** An error was encountered in trying to access the disk, either because it is an unsupported device, or because an I/O error occurred while reading in the master file directory from the device.

**System Action:** RC = 100.  
Execution of the command is terminated. The system status remains the same unless another disk was replaced by this access, as indicated by message DMSACC724I.

**User Response:** If this is the first time that you are using this CMS disk, use the FORMAT command to format it. Reissue the command. If the problem persists, contact your system support personnel.

**113S**      {*mode*|**Device**|**Disk**|**Printer**|**Punch**|**Reader**|**TAPn**|**Tapein**|**Tapout**}  
[(*vdev*)] not attached

**Explanation:** The specified device is not attached to the virtual machine. If the message is issued for a tape, it also may mean that the tape has not been mounted or the device is not ready.

**System Action:** RC = 100.  
Execution of the command is terminated. The system status remains the same unless another disk was replaced by this access, as indicated by message DMSACC724I.

**User Response:** If the specified device is a disk, issue the CP command LINK to attach the disk to the virtual machine, or ask the system operator to attach the disk to your virtual machine.

If the specified device is a printer, punch, or reader, use the CP command DEFINE to attach it to your virtual machine.

If the specified device is a tape drive, ask the system operator to attach or mount the tape and ready the device.

Then reissue the command.

**114E**      *program not loaded; CMS/DOS environment [not] active*

**Explanation:** Either the CMS/DOS environment is active and you are trying to load a program that uses OS macros, or the CMS/DOS environment is not active and you are trying to load a program that uses DOS macros. Neither of these situations is allowed.

**System Action:** RC = 40 or 0005.  
The command is not executed.

**User Response:** Use the CMS command SET to set DOS on or off, and reissue the command.

**114S**      **Device *vdev* is an unsupported device type, or requested BLKSIZE is not supported for the device**

**Explanation:** VM/SP does not support either the attached device or the requested block size.

**System Action:** RC = 88.  
Execution of the command is terminated. The system status remains the same.

**User Response:** Attach a device that is supported by VM/SP, or issue the command with a valid block size for the device.

**115E Phase load point less than *vstor***

**Explanation:** The phase load point is less than the beginning of the user area.

**System Action:** RC = 40.  
Execution of the command is terminated. The system remains in the same status as before the routine was entered.

**User Response:** Ensure that the phase load point is greater than or equal to the beginning of the user area by altering linkage-editor control statements.

**115S {Conversion|{7|9|18}-track|{800|1600|6250} BPI|Translation|Dual density} feature not supported on device *vdev***

**Explanation:** The user has specified a tape mode setting that requires a feature not supported by the attached real device.

**System Action:** RC = 88.  
The system remains unchanged; the tape device has not been repositioned.

**User Response:** Reissue the command using mode options (nTRACK, DEN, TRTCH) appropriate for the attached device; or attach a device with the appropriate features.

**116S Loader table overflow**

**Explanation:** There are too many entry-point or control-section names in the loader table built during loading.

**System Action:** RC = 104.  
Loading is terminated.

**User Response:** IPL CMS again, redefine the number of loader tables with the SET command, and issue the LOAD/INCLUDE sequence (for DMSLIO) or the LOADMOD command (for DMSMOD).

**117S Error writing to display terminal**

**Explanation:** During a System Product Editor session, an error occurred when XEDIT was writing to a virtual screen or when CMS was writing to a display terminal.

During an EDIT session, an I/O error occurred when a DIAGNOSE command was issued to write to a display terminal.

**System Action:** RC = 100.  
For a System Product Editor session, the terminal is set to typewriter mode, and the editing session continues.

For an EDIT session, the session is terminated. The virtual machine is placed in CMS mode.

**User Response:** For the System Product Editor, issue the SHOW WINDOW command for whatever window XEDIT is using, and then issue the subcommand SET TERMINAL DISPLAY to return the editor to display mode. If the problem persists, contact your support personnel.

For the EDIT session, retry the session. If the problem persists, contact your system support personnel.

**118S Error punching file**

**Explanation:** An input/output error occurred while punching the file.

**System Action:** RC = 100.  
Some of the file may have been punched. The file being read is closed and an attempt is made to close the punch before terminating the command.

**User Response:** Reissue the command. If the problem persists, contact your system support personnel.

**119S      Unsupported form of *name* macro**

**Explanation:** An unsupported or invalid form of the macro or SVC listed in the message has been executed by a user program.

**System Action:** CMS is terminated abnormally with an abend code of X'400'.

**User Response:** Check your program for an invalid or unsupported form of the macro listed in the message.

**120S      {Input|Output} error [code] nn on *ddname***

**Explanation:** The indicated error code was returned from an OS READ, WRITE, GET, or PUT macro.

The error code in the message is supplied only if the error was an INPUT or OUTPUT error, not if it was a FIND, POINT, BSP, or some other type of operation error. Error codes differ for the various types of devices. Error code meanings are listed below.

For DMSSCT, CMS issues this message if an I/O error is encountered by an OS CLOSE macro or if an I/O error is encountered by an OS CHECK, GET, or PUT macro and a SYNADAF routine is not specified by the user.

For DMSSVT, this message is built by the simulation routine for the SYNADAF macro; it is issued by a user SYNAD routine. If the message is printed by an OS program product SYNAD routine, the SYNAD routine usually places a message number of its own in front of the message number listed above and append some information of its own to the end of the message.

**System Action:** For DMSSCT and DMSSBS, CMS is terminated abnormally with an abend code of 1.

For DMSSVT, the program continues to execute.

For DMSFCH, RC = 100 and execution of the command is terminated.

**User Response:** Use the error code to determine the correct message and possible cause of the error.

For BPAM access, check the integrity of the library (i.e. LOADLIB) directory. If the file '\$PDSTEMP LOADLIB' exists on your disk, *do not erase it!* For example, if you issue a LOADLIB COPY or COMPRESS command into an *existing* loadlib and it terminates with a DMS120S message, examine your disk to determine if the \$PDSTEMP LOADLIB exists. It will contain the updated directory for the loadlib. Re-issue another LOADLIB COPY or COMPRESS command where the modified output loadlib is the SYSUT1 data set and omit the SYSUT2 data set from the command input. If the command is successful, the loadlib's directory will be restored.

**ALL DEVICES****Code Meaning**

254 BSAM, BPAM, or BPAM-CHECK was called with an unposted ECB specified.

**DISK INPUT****Code Meaning**

- 1 The file was not found.
- 2 The virtual storage area was not within the limits of the virtual machine.
- 3 A permanent disk error occurred. This may occur if you link to and access another user's disk, and try to read a file that was refiled by its owner after you issued the ACCESS command. Reissue the ACCESS command and try to read the file again.
- 5 The number of items was zero.

# DMS

- 7 The fixed/variable flag in FST entry was not F or V.
- 8 The given storage area was smaller than the actual size of the item read. (Recoverable error; the number of bytes corresponding to the size of the buffer have been read.)
- 9 The file is open for writing; it must be closed before it can be read.
- 11 The number of items is greater than 1, for a variable-length file.
- 12 An unexpected end of file occurred (the item number specified exceeds the number of items in the file).
- 13 A variable-length file has an invalid displacement in the active file table.
- 25 Insufficient virtual storage is available.
- 26 Requested item number is negative, or item number plus number of items exceeds file system capacity.
- 80 An I/O error occurred while reading an OS data set or DOS file.
- 82 The OS data set or DOS file is not BPAM, BSAM, or QSAM.
- 255 BDAM or BSAM (CREATE)-either:

- 1. A specification error occurred, or
- 2. An I/O error occurred while reading or writing KEYS, or
- 3. The XTENT option was not specified in the FILEDEF command, or the XTENT was too small.

BPAM - An I/O error occurred while reading in the directory of a MACLIB or LOADLIB file.

*Note:* All errors except 8 (above) cause execution of the command to terminate. Error 8 is valid if reading the first portion of a large record into a small buffer.

## DISK OUTPUT

### Code Meaning

- 1 The filename or filetype was not specified, or is invalid.
- 2 The virtual storage address is zero.
- 4 The first character mode was invalid.
- 5 The second character mode was invalid.
- 6 The number of records in the file is too large; it cannot exceed 65,533.
- 7 An attempt was made to skip over an unwritten variable-length item or an update was attempted to a file on a read only extension disk.
- 8 The number of bytes was not specified.
- 9 The file was already active for reading.
- 10 The maximum number of CMS files (3500) was reached.
- 11 The fixed/variable flag was not F or V.
- 12 The mode is S (system) or other read-only disk.
- 13 The disk is full.
- 14 The number of bytes to be written is not integrally divisible by the number of records to be written.
- 15 The length of this item is not the same as the previous item.
- 16 The fixed/variable flag is not the same as that of the previous record.
- 17 A variable-length item is greater than 65K bytes.
- 18 The number of items is greater than 1 for variable-length file.
- 19 The maximum number of data blocks per file (16060) was reached.
- 20 An invalid character was detected in the filename.
- 21 An invalid character was detected in the filetype.
- 22 Virtual storage capacity has been exceeded.
- 25 Insufficient virtual storage is available.
- 26 Requested item number is negative, or item number plus number of items exceeds file system capacity.
- 27 An attempt was made to update a variable length item with one of a different length.

255 BDAM or BSAM (CREATE) -  
either:

1. A specification error occurred, or
2. An I/O error occurred while reading or writing KEYS, or
3. The XTENT option was not specified in the FILEDEF command, or the XTENT was too small.

BPAM - An I/O error occurred while writing out the directory of a MACLIB or LOADLIB file.

### CONSOLE INPUT

#### Code Meaning

- 2 Invalid code - no read was issued.  
12 A null line or end-of-file condition was encountered.

### CONSOLE OUTPUT

None.

### TAPE INPUT AND OUTPUT

#### Code Meaning

- 1 An invalid function or option list was encountered (for example, a FILEDEF specified a DENSITY incompatible with the mounted tape device or, in alternate tape drive processing, the alternate drive is not compatible with the primary drive--the device associated with the specified logical unit is not a tape drive).  
3 A permanent I/O error occurred.  
4 An invalid device identification was specified.  
5 The tape was not attached.  
6 The tape is file protected.  
7 A serious tape error occurred.  
8 Incorrect length error.  
12 An end-of-file or end-of-tape condition was encountered.

### PRINTER

#### Code Meaning

- 1 The buffer size is too large.  
2 Channel 12 was sensed (virtual 3211 only).  
3 Channel 9 was sensed (virtual 3211 only).  
4 Intervention required on printer.  
5 An unknown error occurred.  
100 The device is not attached, or intervention is required.

### CARD READER

#### Code Meaning

- 2 The file was not read.  
3 An unknown error occurred.  
4 The device is not operational.  
5 The count was not equal to the requested count.  
8 The given storage area was smaller than the actual size of the item read. (Recoverable error; the number of bytes corresponding to the size of the buffer have been read.)  
12 End of file was reached.  
100 The device is not attached.

### CARD PUNCH

#### Code Meaning

- 2 An unrecoverable unit check occurred.  
3 An unknown error occurred.  
4 The device is not operational.  
36 The device is not a valid input device.  
100 The device is not attached.

121S {Unsupported [function *function* of]|Invalid form of} SVC *svc* (HEX *xx*) called from *ustor*

**Explanation:** The caller issued an SVC, specifying a number that was not recognized by the CMS or CMS/DOS SVC handler.

The CMS SVC handler recognizes the following SVC numbers:

- SVC 202 (X'CA') and SVC 203 (X'CB') are always recognized by the CMS SVC handler, since these SVCs are used to specify CMS system functions and commands.
- A program may specify an SVC handling routine by means of the HNDSVC function. Until cleared, these SVC numbers are recognized by the SVC handler.
- Certain SVC numbers are supported by the OS macro simulation routines. There are two types of these simulation routines. The SVC numbers supported by the storage-resident CMS nucleus are always recognized by the SVC handler. Those supported by the disk-resident transient library are recognized by the SVC handler only if the file DMSSVT module can be found.
- Certain SVC numbers are supported by the DOS macro simulation routines. The SVC numbers supported by the shared segment resident routine are always recognized by the SVC handler.

**System Action:** After the error message is displayed, no further action is taken. Control returns to the routine that made the SVC. For DMSDOS, RC = 100, and execution of the command terminates.

**User Response:** To stop execution of the program, type HX. You can remove the specified SVC call from the caller's program, or use the CMS SVC handler function (HNDSVC) to provide your own routine to handle the specified SVC.

#### 122E Return code *rc* from routine

**Explanation:** The *routine* that VMFNLS called (either GENMSG, CONVERT COMMANDS, or VMFASM) could not properly execute. This routine issues a non-zero return code (*rc*).

**System Action:** Processing of the VMFNLS command stops. No TXT files are generated.

**User Response:** Error messages from *routine* (GENMSG, CONVERT COMMANDS, or VMFASM) should have appeared before this message. This book contains explanations for those messages.

Refer to the *VM/SP CMS Command Reference* for information about GENMSG and CONVERT COMMANDS; refer to the *VM/SP Installation Guide* for information about VMFASM.

#### 122S Error in call to routine from *vstor*, error code *nnn* (HEX *xxxxxx*)

**Explanation:** A CMS SVC (202 or 203) instruction was executed, and no provision was made for an error return from the routine processing the SVC. Nonetheless, an error occurred. "nnn" is the return code, in decimal, issued by the routine given in the message; "xxxxxx" is the same return code, in hexadecimal.

**System Action:** The system is terminated abnormally with abend code X'OF3'.

**User Response:** If you enter DEBUG and type GO, control returns to the point to which a normal return would have been made. Register 15 contains the error code.

**123S Error *nn* {printing|punching} file  
*fn ft fm***

**Explanation:** An I/O error was encountered while attempting to print or punch a record. Refer to message DMSxxx120s for an explanation of error codes.

**System Action:** RC = 100.  
The output device is closed and execution of the command is terminated.

**User Response:** Use the error code to determine possible cause of error. Reissue the command, and if the error persists, contact your system support personnel.

**124S Error reading card file**

**Explanation:** A permanent input/output error occurred when reading a specified file.

**System Action:** RC = 100.  
Execution of the command is terminated. The reader is closed with the HOLD option to attempt to preserve the file.

**User Response:** Reissue the command. If the error persists, contact your installation support personnel.

**125S Permanent unit check on disk  
*mode(vdev)***

**Explanation:** An unrecoverable I/O error occurred on the specified disk.

**System Action:** RC = 100.  
Execution of the command is terminated. Some cylinders may have been formatted. If so, the number is indicated by message DMSFOR732I.

**User Response:** Contact your system support personnel.

**Note:** If the message results while doing a CMS format of a 3340/3344 disk

using 2K blksize, it is probable that the error occurred due to a defective track on the disk. (VM does not provide alternate track recovery 3340/3344 disks when overflow records are involved--CMS uses overflow records on 3340/3344 for 2K blksize.)

**126S Error {reading|writing} label on  
disk *mode(vdev)***

**Explanation:** An unrecoverable I/O error occurred on the specified disk.

**System Action:** RC = 100.  
Execution of the command is terminated. The system status remains the same.

**User Response:** Contact your system support personnel.

**127S Unsupported device for file**

**Explanation:** The command does not support the device specified for the given ddname.

**System Action:** RC = 100.  
Execution of the command is terminated. The system status remains the same.

**User Response:** Reissue the FILEDEF command, specifying the correct device type, and retry the command. If the error persists, call your system support personnel.

**128S I/O error on input after reading  
*nnn* records; input error *code* on  
*ddname***

**Explanation:** The SYNAD exit was taken in response to an OPEN, GET, or CLOSE macro on the DCB for the specified ddname. The meaning of the error code can be found in the explanation of message DMSmmm120S in this manual.



# DMS

**System Action:** RC = 100.  
Execution of the command is terminated. The system status remains the same.

**User Response:** Correct the condition causing the I/O error, and reissue the command.

**129S I/O error on output writing record number *nnnn*; output error code on *ddname***

**Explanation:** The SYNAD exit was taken in response to an OPEN, PUT, or CLOSE macro on the DCB for the specified *ddname*. The meaning of the error code can be found in the explanation of message DMSxxx120S in this manual.

**System Action:** RC = 100.  
Execution of the command is terminated. The system status remains the same.

**User Response:** Correct the condition causing the I/O error, and reissue the command.

**130S Blocksize on V-format file *ddname* is less than 9**

**Explanation:** The FILEDEF for the *ddname* specifies a record format (RECFM) of V, but the specified blocksize (BLOCK) is less than nine.

**Note:** A block of a variable length (V-format) file begins with a four byte field giving the size of the block. Furthermore, each logical record within the block begins with a four byte field specifying the size of that logical record. For that reason, a V-format file cannot have a blocksize less than nine.

**System Action:** RC = 88.  
Execution of the command is terminated. The system status remains the same.

**User Response:** Specify a blocksize of nine or greater, and retry.

**131S IPL device write I/O error**

**Explanation:** An uncorrectable I/O error occurred while writing the nucleus.

**System Action:** The system continues as if the user had responded "no" to DMSINI607R.

**User Response:** Make sure that the nucleus cylinder number is not larger than the size of the disk. If it is, perform an IPL and specify the correct cylinder number. If it is not, call your system support personnel.

**132S File *fn ft fm* too large**

**Explanation:** The specified file is too large for the user's virtual machine.

**System Action:** RC = 88.  
Execution of the command is terminated. The system status remains the same.

**User Response:** Split the file, or use the CP command DEFINE to increase the size of the virtual machine, and reissue the command.

**133S Invalid GETMAIN or FREEMAIN specification**

**Explanation:** Either the user passed invalid parameters or the GETMAIN or FREEMAIN chain has been destroyed.

**System Action:** The system is terminated abnormally with abend code X'704', X'705', X'804', X'80A', X'905', X'90A', X'A05', or X'A0A'.

**User Response:** Check for possible GETMAIN or FREEMAIN specification errors in the user program.

**134S      Unsupported SVC 203 code *nn*  
called from *vstor***

**Explanation:** SVC 203 was executed, and the halfword code following it was not recognized by the system.

**System Action:** The system is terminated abnormally with abend code X'0F1'.

**User Response:** If you enter DEBUG and type GO, control returns to the point following the SVC call.

**135S      Maximum SVC depth *nnnn* has  
been exceeded with call at *vstor***

**Explanation:** SVC recursion occurs when one SVC handling routine executes an SVC instruction which invokes another SVC handling routine which, in turn, executes an SVC instruction. This can happen, for example, when EXEC files make nested calls to other EXEC files.

The CMS system does not allow the nesting level of SVCs to exceed '*nnnn*'.

**System Action:** The system is terminated abnormally with abend code X'0F2'.

**User Response:** Type in the next command; this will cause abend recovery to take place.

**136S      Unable to load IDCAMS**

**Explanation:** The command has not been executed because Access Method Services could not successfully load the DOS/VS IDCAMS Access Method Services program.

**System Action:** RC = 104.  
Execution of the command is terminated. The system status remains the same.

**User Response:** Verify whether sufficient virtual storage is available to run Access Method Services under CMS/VSAM. If not, define a larger virtual machine, IPL CMS again, and reissue the command. If sufficient storage was available, contact your system support personnel.

**136T      SVC call from *vstor* illegally  
re-enters INTSVC; re-IPL CMS**

**Explanation:** The CMS nucleus has failed. An SVC instruction was executed unexpectedly by the CMS nucleus before interpretation of the preceding SVC call had been completed.

**System Action:** The system is terminated by loading a disabled wait state PSW.

**User Response:** Issue the CP DUMP command to get a dump of virtual storage, save the output, and call IBM for software support. Then IPL CMS again.

**137S      Error *nn* on STATE for *fn ft fm***

**Explanation:** An error occurred while attempting to determine if a '*fn ft*' exists that must be erased before continuing to load the tape.

*nn* indicates the nature of the error; it may be one of the following:

**Code Meaning**

- |    |  |
|----|--|
| 20 | An invalid character appeared in the fileid. |
| 36 | The disk is not accessed.                    |

**System Action:** RC = 100.  
The tape is positioned within the data file.

**User Response:** If you can determine the problem from the "Explanation" and remedy the condition, reissue the command. Otherwise, reissue the

# DMS

command and if the problem persists, contact your system support personnel.

## 137T Call to routine from *vstor* destroyed system save area; re-IPL CMS

**Explanation:** A critical system control block was found to contain invalid information upon return from a function or command.

**System Action:** The system is terminated by loading a disabled wait state PSW.

**User Response:** IPL CMS again.

## 138S Error *nn* erasing *fn ft* before loading tape

**Explanation:** After determining that there was a file named 'fn ft' on the A-disk, an attempt was made to erase it before continuing the PDS load from tape. However, the erase failed for the specified reason.

### Code Meaning

- 24 The disk is read-only, or the option, parameter, mode, or fileid is invalid. Erase is not allowed.
- 28 The file was not found.
- 36 The disk is not accessed.

**System Action:** RC = 100. Execution of the command is terminated. The tape is positioned within the data file.

**User Response:** Access the A-disk in write mode and reissue the command.

## 138T DMSKEY call from *vstor* overflows key stack, with maximum depth *n*

**Explanation:** The DMSKEY key stack overflowed. For a complete description of the DMSKEY key stack, see the description of the DMSKEY macro in the *VM/SP CMS for System Programming*.

**System Action:** The system is terminated abnormally with abend code X'0F4'.

**User Response:** If you enter DEBUG and type go, execution continues and the DMSKEY macro is ignored.

## 139S Tape file exceeds 9 CMS MACLIB

**Explanation:** Nine CMS MACLIBs have already been created and there is still more data on the tape.

**System Action:** RC = 104. Execution of the command is terminated; the tape is positioned within the data file.

**User Response:** If possible, increase the ITEMCT value in order to create larger CMS files. If this is not possible, it may be necessary to use the TAPPDS command to load each member as a different file on the disk and then create the MACLIBs from the individual files using the MACLIB command.

## 139T DMSKEY RESET from *vstor* underflows key stack

**Explanation:** The DMSKEY key stack was empty and a program routine tried to delete one more key from it. For a complete description of the DMSKEY key stack, see the description of the DMSKEY macro in the *VM/SP CMS for System Programming*.

**System Action:** The system is terminated abnormally with abend code X'0F5'.

**User Response:** If you enter DEBUG and type "go," execution continues and the DMSKEY macro is ignored.

**140S**      *{function function(s)|SEOV/FEOV macro} not supported [in CMS/DOS]*

**Explanation:** CMS/DOS does not support the specified macros or functions.

**System Action:** RC = 100.  
Execution of the command is terminated.

**User Response:** Eliminate the unsupported macros or functions from the user program and reissue the command.

**140T**      *routine routine called from vstor did DMSKEY with no reset*

**Explanation:** When control returned from a command or function, the DMSKEY key stack for that command or function was not empty. For a complete description of the DMSKEY key stack, refer to the description of the DMSKEY macro in the *VM/SP CMS for System Programming*.

**System Action:** The system is terminated abnormally with abend code X'0F6'.

**User Response:** If you enter DEBUG and type "go," control returns from the function or command as if the key stack were empty.

**141S**      **DOSGEN failed due to SAVESYS errors**

**Explanation:** Errors occurred while trying to issue the CP SAVESYS command to save the discontinuous shared segment.

**System Action:** RC = 100.  
Execution of the command is terminated. The system status remains the same.

**User Response:** A CP error message was issued before this message. Locate the CP error message and follow the user action given.

**141T**      *{exception exception|Program interrupt Xxx} occurred at vstor in routine routine*

**Explanation:** The specified hardware exception occurred at the specified location.

**System Action:** The system is terminated abnormally with an abend code. For program interrupt codes 1 through F, this abend code is computed by taking the interrupt code and adding it to X'0C0'. Program interrupt X'13' produces abend code X'0D3'; Program interrupt X'19' produces abend code X'09F'; All other program interrupts that occur in CMS produce abend code X'0E0'.

"exception EXCEPTION" is issued for program interrupt codes 1 through F; "PROGRAM INTERRUPT X'xx'" is issued for program interrupt codes that are higher than F.

The following list shows program interrupt codes 1 through F along with their meanings:

n	Type
1	Operation
2	Privileged operation
3	Execute
4	Protection
5	Addressing
6	Specification
7	Data
8	Fixed-point overflow
9	Fixed-point divide
A	Decimal overflow
B	Decimal divide
C	Exponent overflow
D	Exponent underflow
E	Significance
F	Floating-point divide

To find the meaning of program interrupt codes greater than F, refer to the *IBM System/370 Principles of Operation*, GA22-7000.

**User Response:** Enter DEBUG mode to examine the PSW and registers at the time of the exception.

**142S      Saved system name *sysname* invalid**

**Explanation:** The name specified with the SET command was not the same as one of the labels in the SYSNAMES table; that is, it was not CMSDOS, CMSAMS, or CMSVSAM.

**System Action:** RC = 24.  
Execution of the command is terminated.

**User Response:** Reissue the command, specifying a valid name.

**142T      {exception exception |Program interrupt Xxx} occurred at *vstor* in routine *routine* during SPIE exit routine**

**Explanation:** The specified hardware exception occurred during a SPIE exit routine.

**System Action:** The system is terminated abnormally with an abend code. For program interrupt codes 1 through F, this abend code is computed by taking the interrupt code and adding it to X'0C0'. Program interrupt X'13' produces abend code X'0D3'; Program interrupt X'19' produces abend code X'09F'; All other program interrupts that occur in CMS produce abend code X'0E0'.

"exception EXCEPTION" is issued for program interrupt codes 1 through F; "PROGRAM INTERRUPT X'xx'" is issued for program interrupt codes that are higher than F.

The following list shows program interrupt codes 1 through F along with their meanings:

- | n | Type                  |
|---|-----------------------|
| 1 | Operation             |
| 2 | Privileged operation  |
| 3 | Execute               |
| 4 | Protection            |
| 5 | Addressing            |
| 6 | Specification         |
| 7 | Data                  |
| 8 | Fixed-point overflow  |
| 9 | Fixed-point divide    |
| A | Decimal overflow      |
| B | Decimal divide        |
| C | Exponent overflow     |
| D | Exponent underflow    |
| E | Significance          |
| F | Floating-point divide |

To find the meaning of program interrupt codes greater than F, refer to the *IBM System/370 Principles of Operation*, GA22-7000.

**User Response:** Enter DEBUG mode to examine the PSW and registers at the time of the exception.

**143S      Unable to load module**

**Explanation:** An EDMAIN load module is not available.

**System Action:** RC = 40.  
Execution of the command is terminated. The system status remains the same.

**User Response:** Access a disk with an EDMAIN MODULE.

**143T      {exception exception |Program interrupt Xxx} occurred at *vstor* in system routine *routine*; re-IPL CMS**

**Explanation:** The specified hardware exception occurred in a CMS system routine.

**System Action:** The CMS system halts by loading a disabled wait state PSW. "exception EXCEPTION" is issued for program interrupt codes 1 through F; "PROGRAM INTERRUPT X'xx'" is issued for program interrupt codes that are higher than F.

The following list shows program interrupt codes 1 through F along with their meanings:

n	Type
1	Operation
2	Privileged operation
3	Execute
4	Protection
5	Addressing
6	Specification
7	Data
8	Fixed-point overflow
9	Fixed-point divide
A	Decimal overflow
B	Decimal divide
C	Exponent overflow
D	Exponent underflow
E	Significance
F	Floating-point divide

To find the meaning of program interrupt codes greater than F, refer to the *IBM System/370 Principles of Operation*, GA22-7000.

**User Response:** You may continue processing (with DEBUG) by using the CP command STORE PSW to turn off the wait state bit in the virtual PSW, leaving the address field unmodified; then type BEGIN.

Note, however, that the exception may have occurred in a vital system function, and so the system may no longer function properly. You may even lose your read/write disks. If this happens, IPL CMS again.

#### 144S Requested file is in active status

**Explanation:** The fileid specified in the EDIT command line is that of a file currently in use, or in active status. The read pointer for the file may be at any record in the file, which would cause that record to be read into storage by the Editor as the first record in the file. A subsequent FILE or SAVE command would result in loss of records prior to the first record read into storage. This problem could exist if an EXEC is being executed which includes an EDIT command specifying the fileid of the EXEC.

**System Action:** Execution of the command is terminated. The system status remains the same.

**User Response:** Ensure that the file is not active when the EDIT command is issued. In the EXEC example, change the EXEC and issue the EDIT command separately.

#### 144T {exception exception |Program interrupt Xxx} occurred at vstor in routine routine while UFDBUSY = xx; re-IPL CMS

**Explanation:** A program exception occurred in a routine that updates the user file directory for a read/write disk. The UFDBUSY flags are set. The UFDBUSY flags are defined in the FVSSECT of the *VM/SP Data Areas and Control Block Logic Volume 2 (CMS)*.

**System Action:** The CMS system halts by loading a disabled wait state PSW. "exception EXCEPTION" is issued for program interrupt codes 1 through F; "PROGRAM INTERRUPT X'xx'" is issued for program interrupt codes that are higher than F.

The following list shows program interrupt codes 1 through F along with their meanings:

n	Type
1	Operation
2	Privileged operation
3	Execute
4	Protection
5	Addressing
6	Specification
7	Data
8	Fixed-point overflow
9	Fixed-point divide
A	Decimal overflow
B	Decimal divide
C	Exponent overflow
D	Exponent underflow
E	Significance
F	Floating-point divide

To find the meaning of program interrupt codes greater than F, refer to the *IBM System/370 Principles of Operation*, GA22-7000.

**User Response:** You can continue processing by using the CP command STORE PSW to turn off the wait state bit in the virtual PSW, leaving the address field unmodified; then type BEGIN.

Note, however, that the exception may have occurred in a vital system function, and so the system may no longer function properly. You may even lose your read/write disks.

**145S Intervention required on {printer|punch}**

**Explanation:** This message is issued if:

- The punch or printer is not ready.
- Spooling space is exhausted while a file is being punched or printed.
- FCB (3203/3211) does not match carriage control
- The printer has an extended FCB with the duplication feature

selected. This error occurs with the CMS PRINT command because the heading line is too long. For the PRINTL macro, the specified duplication offset is invalid for the given line length, or the line is too long to be duplicated.

- Data errors have occurred. For example, the character arrangement table (CAT) has not been loaded.

**System Action:** RC = 100.

If the punch or printer was not ready, the system status remains the same. If spooling space was exhausted, the file has been punched or printed up to the point where the space ran out, and the system operator has been notified of the condition.

If the extended FCB duplication feature was invalid, then the file has been printed up to the point that the invalid duplication was encountered.

**User Response:** Ready the punch or printer via the CP READY command.

If spooling space was exhausted, ask the system operator when spooling space will be available for punching or printing the file again.

If the extended FCB duplication feature was selected and the CMS PRINT command was issued, then load an FCB that does not have the duplication feature on the printer.

If the PRINTL macro was issued, then adjust the line length and/or the duplication offset, or disable the duplication feature.

If the character arrangement table has not been loaded, use the CMS SETPRT CHARS command to load the proper CAT into the virtual 3800.

**146I** IDUMP for identifier *mm/dd/yy*  
*hh:mm:ss*

**Explanation:** This message is issued to inform the operator that an IDUMP was taken on the virtual printer. The identifier is the jobname in bytes 24-31 of the Partition Communication Region at the time of the IDUMP request.

**System Action:** This message is for information only. Processing continues.

**User Response:** None.

**147E** Message not in ascending  
sequence

**Explanation:** The message id for the previous message was higher than the current message id, and the CP option was specified.

**System Action:** RC = 8.

**User Response:** Correct the line numbers and retry.

**148T** System abend *xxx* called from  
*vstor*

**Explanation:** The system detected a condition that made it impossible to continue execution of your program or command.

**System Action:** The system clears any stacked input lines and allows you to enter your next command.

If you enter the DEBUG command, DEBUG mode is entered with the PSW and registers set as they were when the abend occurred. If you enter any other command, the abend recovery routine releases all your virtual storage and reinitializes the command handling mechanism before executing your next command.

**User Response:** Enter a valid command.

**149T** *nnn* (HEX *xxx*) doublewords of  
system storage have been  
destroyed; re-IPL CMS

**Explanation:** In attempting to recover from a system abend, the abend recovery routine discovered invalid data in some critical system storage area.

**System Action:** The CMS system halts by loading a disabled wait state PSW.

**User Response:** If you wish to continue abend recovery, use the CP STORE command PSW to turn off the wait state bit, leaving the address field unmodified; then type BEGIN. However, the system may be unable to continue operating properly, and, in the worst case, you may destroy your read/write disks.

**150W** *nnn* (HEX *xxx*) doublewords of  
system storage were not  
recovered

**Explanation:** In attempting to recover from a system abend, not all system storage was recovered.

**System Action:** Abend recovery proceeds as if storage recovery had been successful.

**User Response:** You may continue processing; your program should be executed correctly. Note, however, that the amount of storage available to your program is reduced by the amount shown in the message.

**151E** 3278 MOD5 display terminal not  
supported by old CMS editor

**Explanation:** The 3278 MOD 5 is a new display device and is not supported by the old CMS editor.

**System Action:** The EDIT session is terminated.



**User Response:** The 3278 MOD 5 display device may be used under the system product editor in edit compatibility mode. For details, refer to the System Product Editor Command and Macro Reference.

**152T      System abend xxx called from vstor while UFDBUSY = xx; re-IPL CMS**

**Explanation:** A system abend occurred in a routine that updates the user file directory for a read/write disk. The UFDBUSY flags are set. The UFDBUSY flags are defined in the FVSSECT of the *VM/SP System Product Editor Command and Macro Reference*.

**System Action:** The system is terminated by loading a disabled wait state PSW.

**User Response:** If you wish to continue abend recovery, use the CP command STORE PSW to turn off the wait state bit leaving the address field unmodified, and type BEGIN. However, the system may be unable to continue operating properly, and, in the worst case, you may destroy your read/write disks.

**153W      HX during abend processing was ignored**

**Explanation:** 'HX' was typed while the abend processing routine was in progress.

**System Action:** The system ignores the 'HX' and continues abend processing.

**User Response:** None.

**154T      Save area for SVC call from vstor cannot be allocated**

**Explanation:** Insufficient free storage is available to allocate a save area for an SVC.

**System Action:** The system is terminated abnormally with abend code X'0F0'.

**User Response:** If the abend was caused by an error in the application program (such as an unending loop), fix the program and retry. If not, use the CP DEFINE command to increase the size of your virtual storage, IPL CMS again, and reissue the command.

**155T      User abend nnnn called from vstor**

**Explanation:** An abend macro was executed at the specified location.

**System and User Action:** The system clears any stacked input lines and allows you to type in your next command.

If you enter the DEBUG command, DEBUG mode is established with the PSW and registers set as they were when the abend occurred. If you enter any other command, the abend recovery routine releases all your virtual storage and reinitializes the command handling mechanism before executing your next command.

**156E      {FROM|Record} nnn not found--[the] file [fn ft fm] has only nnn records**

**Explanation:** The FROM option was given in the command line or set up by the DEFAULTS command to specify the starting record of the copying operation, but the specified input file does not contain that many records.

**System Action:** RC = 32.

Execution of the command is terminated. The system status remains the same, with the following exceptions:

- If the APPEND option was specified and the copying process began before the error was discovered, records have been appended to the output file.
- If the NEWFILE (the default), REPLACE, or OVLY option was specified and the copying process began before the error was discovered, then COPYFILE CMSUT1, on the output disk, contains the records copied so far.
- If in multiple-output-file mode, several output files may have been created before the error was discovered.

A GET VSCREEN command or XEDIT subcommand was issued that specified a record number beyond the end of file.

**User Response:** Reissue the command, specifying a valid starting record.

**157E**      **Label *label* not found in file *fn ft fm***

**Explanation:** The FRLABEL option was specified in the command line, but the given label was not found in the specified input file.

**System Action:** RC = 32.  
Execution of the command is terminated. The system status remains the same, with the following exceptions:

- If the APPEND option was specified and the copying process began before the error was discovered, records have been appended to the output file.
- If the NEWFILE (the default), REPLACE, or OVLY option was specified and the copying process began before the error was discovered, then COPYFILE

CMSUT1, on the output disk, contains the records copied so far.

**User Response:** Reissue the command, specifying a valid label.

**157S**      **MACLIB limit exceeded [, last member added was *membername*]**

**Explanation:** While files were being added to a MACLIB, either the maximum CMS file size (65533 items) was exceeded or the MACLIB disk space was filled. If the error was detected while writing the first member to a MACLIB, the last part of the message is omitted and message DMSLBM213W is also issued. Otherwise, the member name of the last successful addition is displayed.

**System Action:** RC = 88.  
Execution of the command is terminated. All successful additions made before the limit was exceeded are contained in the MACLIB.

**User Response:** Issue the LISTFILE command to determine if the number of MACLIB items is approaching 65533. If so, no more macros may be added to the MACLIB; it is at the CMS file size limit. Generate another MACLIB.

Issue the QUERY command to see if the MACLIB disk is approximately 97 percent full. If so, more disk space must be found. Issue the MACLIB MAP command to determine the contents of MACLIB.

**158E**      **No CMS/DOS procedure library support**

**Explanation:** CMS/DOS does not support the reading or writing of the DOS/VS procedure library from the user program.

**System Action:** RC = 100.  
Execution of the command is terminated.

# DMS

**User Response:** Correct the ten-byte field passed to DMSOPL (\$\$BOPNLB) to indicate source library processing. Then reissue the command.

## 159T      **Insufficient storage available to satisfy DMSFREE request from *ustor***

**Explanation:** A DMSFREE request from the specified location could not be satisfied. If the request was variable, then even the minimum request could not be satisfied.

**System Action:** The system makes no further attempt to allocate storage, and takes further action depending on the type of DMSFREE call that was made:

- If the call was conditional (the ERR= option was specified), a return is made to the caller with a return code of 1.
- If the call was unconditional and was made via SVC 203, a system abend 0F7 occurs.
- If the call was unconditional and was made by specifying TYPICAL=BALR in the DMSFREE macro, a system abend 0F8 occurs.

**User Response:** In the case of conditional requests, the programmer has presumably anticipated an error situation, and no further action is required. In the case of a system abend, issue the DEBUG command to attempt recovery from the situation.

## 160S      **Job cancelled due to program request**

**Explanation:** The job has been canceled either by a CANCEL macro issued from the user's program, or from the CMS/DOS routine when an error was encountered during execution.

**System Action:** RC=100 is given if CMS initiated the cancel. Otherwise the appropriate return code (from 0 - 255) will be passed back to the user (this is the return code passed from the user to DMSDOS). If the return code passed to DMSDOS is greater than 255, then DMSDOS passes a special RC=101.

**User Response:** If the cancel was initiated by the user's request, no action is needed. If an error message precedes this message, follow the user action of the preceding message.

## 160T      **Invalid DMSFREE call from *ustor***

**Explanation:** An invalid DMSFREE request was made. One of the following has occurred:

- The number of doublewords requested was zero or negative.
- For variable requests, the minimum request was greater than the maximum. (Note that this error is never detected if the maximum request can be satisfied. This point can be important where a program that has run successfully suddenly fails when less storage is available.)

**System Action:** The system makes no further attempt to allocate storage, and takes further action depending on the type of DMSFREE call that was made:

- If the call was conditional (the ERR= option was specified), a return is made to the caller with a return code of 4.
- If the call was unconditional and made via SVC 203, a system abend 0F7 occurs.
- If the call was unconditional and was made by specifying TYPICAL=BALR in the DMSFREE macro, a system abend 0F8 occurs.

**User Response:** In the case of conditional requests, the programmer has presumably anticipated an error situation, and no further action is required. In the case of a system abend, use the DEBUG command to attempt a recovery from the situation.

**161S Unexpected error code *nn* on SYSaaa**

**Explanation:** An error occurred during an EXCP (SVC 0) request or during OVTOC, PVTOC, or CVTOC macro processing. Error codes 1-9 are for EXCP error codes; 10-20 are for OVTOC, PVTOC, and CVTOC.

**Note:** OVTOC, PVTOC, and CVTOC are internal DOS macros which are used in the common VTOC handler. They are **not** user macros, therefore, they are not in any available DOS source library unless the optional feature tapes are installed in private source libraries.

The error code indicates the type of error that occurred:

**Code Meaning**

- 1 No channel program(s) (CCW) address was specified in the CCB.
- 2 The logical unit specified in the CCB is unassigned.
- 3 The device specified for the logical unit in the CCB is unsupported.
- 4 An invalid CCW command code was found.
- 5 The logical unit specified in the CCB is assigned to an unknown disk.
- 6 An attempt has been made to write to a DOS-formatted disk.
- 7 A specified CCW command is unsupported in CMS/DOS.
- 8 An attempt has been made to read from a disk not in CMS, DOS, or OS format.
- 9 End-of-extent encountered before end-of-file on a DOS formatted disk.

- 10 No DOSCB was found for the file associated with this request.
- 11 The disk associated with this logical unit is not accessed.
- 12 The disk associated with this request is not in a recognizable format (for example, OS, DOS, CMS).
- 13 In attempting to find the real Common VTOC Handler for a DOS formatted disk, the CMSBAM segment was not found.
- 14 The real Common VTOC Handler was not found in the CMSBAM DCSS.
- 15 The attempted PVTOC request is not supported.
- 16 No free storage available to process this request.
- 17 The specified logical unit is not assigned.
- 18 Incorrect F1 label address specified on a PVTOC READ by address or PVTOC WRITE by address request.
- 19 The CMS file specified for this request was not found.
- 20 The physical device assigned to this logical unit is not the same as the device specified for this logical unit in the DOSCB.

**System Action:** RC = 100.

Execution of the routine is terminated.

**User Response:** Use the error code to determine and correct the possible cause of error.

**161T Invalid DMSFRET call from *ustor*, error number *n***

**Explanation:** An invalid DMSFRET request was made from the specified address. The error number indicates the type of error that occurred:

**n Meaning**

- 5 The number of doublewords specified was zero or negative.

6 The block of storage being released was never allocated by DMSFREE. Such an error is detected if one of the following is found:

- The block does not lie entirely within those sections reserved for DMSFREE storage.
- The block crosses a page boundary that separates a page allocated for TYPE = USER storage from a page allocated for TYPE = NUCLEUS storage.
- The block overlaps another block already on the free storage chain.

7 The address given for the block being released is not doubleword aligned.

**System Action:** The system makes no further attempt to release the storage block, and takes further action depending on the type of DMSFRET call made:

- If the call was conditional (the ERR = option was specified), a return is made to the caller with a return code of 5, 6, or 7.
- If the call was unconditional and was made via SVC 203, a system abend 0F7 occurs.
- If the call was unconditional and was made by specifying TYPICAL = BALR in the DMSFREE macro, a system abend 0F8 occurs.

**User Response:** In the case of conditional requests, the programmer has presumably anticipated an error situation, and no further action is required.

In the case of a system abend, use DEBUG to attempt to recover from the situation.

**162T Vital free storage pointers destroyed (internal error code nn); re-IPL CMS**

**Explanation:** A free storage management pointer in NUCON has been destroyed. The system cannot continue. The error code indicates the type of error that occurred:

**Code Meaning**

- 84 The current low EXTEND value (FREELOWE) is greater than VMSIZE.
- 85 The current low EXTEND value is below the beginning user of the area.
- 86 Bytes in FREETAB are not within the valid range.

**System Action:** The system is terminated by loading a disabled wait state PSW.

**User Response:** IPL CMS again.

**163T {Low|High}-CORE user chain has been destroyed (internal error code nn)**

**Explanation:** The chain of all storage elements, from which DMSFREE storage with TYPE = USER (the default) is allocated, has been destroyed.

Since these storage pointers are unprotected, a user program may inadvertently destroy them without getting a protection violation. The "internal error code" in the error message is for error analysis by system programmers.

**System Action:** The system first displays message DMSFRE165T.

Next, the system attempts to recover sufficiently so that processing can

continue at least to the point where abend recovery can be performed. It does this by zeroing out the chain header pointers for the destroyed chain. This effectively “loses” any storage that is on that particular chain, but it allows processing to continue. (Note that abend recovery will later recover all “lost” TYPE = USER storage.)

Further system action depends on the type of DMSFREE or DMSFRET call that was made:

- If the call was conditional (the ERR = option was specified), a return is made to the caller with a return code of 2.
- If the call was unconditional and was made via SVC 203, then a system abend OF7 occurs.
- If the call was unconditional and was made by specifying TYPICAL = BALR in the DMSFREE macro, a system abend OF8 occurs.

**User Response:** In the case of conditional requests, the programmer has presumably anticipated an error situation, and no further action is required.

In the case of a system abend, use the DEBUG command to attempt a recovery from the situation.

**164T**      {Low|High}-CORE nucleus storage pointers destroyed (internal error code *nn*); re-IPL CMS

**Explanation:** The chain of free-storage elements, from which DMSFREE storage with TYPE = NUCLEUS is allocated, has been destroyed.

**System Action:** The system is terminated by loading a disabled wait state PSW.

**User Response:** Issue the CP DUMP command to get a dump of virtual

storage, and save the output for your system programmer. Then IPL CMS again.

**165T**      **Chain header at vstor: vstor**

**Explanation:** This message appears in conjunction with messages DMSFRE163T and DMSFRE164T. It indicates the contents of the DMSFRE chain header block for the destroyed chain.

**System Action:** See “System Action” for messages DMSFRE163T and DMSFRE164T.

**User Response:** See “User Action” for messages DMSFRE163T and DMSFRE164T.

**166T**      **Unexpected error in free storage management routine (internal error code *nn*); re-IPL CMS**

**Explanation:** The DMSFRE routine had an unexpected internal error. Furthermore, a check showed that all internal free storage pointers were valid.

**System Action:** The system is terminated by loading a disabled wait state PSW.

**User Response:** Issue the CP DUMP command to get a dump of virtual storage, and save the output for your system programmer. Then IPL CMS again.

**167S**      **Previous MACLIB function not finished**

**Explanation:** A MACLIB GEN, ADD, REP, or DELETE function issued for this MACLIB was ended (for example via a HX command) prior to normal completion.

**System Action:** RC = 88.

The current command is not executed.  
The system status remains the same.

**User Response:** The MACLIB status is unpredictable. Use the MACLIB GEN command to reconstruct the MACLIB.

## 167T Free storage management error (internal error code *n*)

**Explanation:** An error occurred in the free storage management routine that handles DMSFRES, DMSFREE, and DMSFRET requests.

### Code Error

- 1 (DMSFREE) Insufficient storage space is available to satisfy a free storage request or the minimum request could not be satisfied on a variable request.
- 2 (DMSFREE or DMSFRET) User storage pointers destroyed.
- 3 (DMSFREE, DMSFRET, or DMSFRES) Nucleus storage pointers destroyed.
- 4 (DMSFREE) An invalid size was requested. This error exit is taken if the requested size does not exceed zero. For variable requests, the minimum request exceeds the maximum request. (However, the latter error is not detected if DMSFRE is able to satisfy the maximum request.)
- 5 (DMSFRET) An invalid size was passed to the DMSFRET macro. The specified length is not positive.
- 6 (DMSFRET) The block of storage that is being released was never allocated by DMSFREE. One of the following errors occurred:
  - The block was not within either the low storage free storage area or the user

program area (between FREELOWE and FEEUPPR).

- The block crosses a page boundary that separates a page allocated for user storage from a page allocated for nucleus type storage.
- The block overlaps another block already on the free storage chain.

7 (DMSFRET) The address given for the block being released is not doubleword aligned.

8 (DMSFRES) An invalid request code was passed to the DMSFRES routine. Since all request codes are generated by the DMSFRES macro, this error code should never appear.

For return codes greater than 8 an unexpected and unexplained error has occurred in the free storage management routine.

**System Action:** The system begins to check all free storage pointers for consistency to see if any have been destroyed. The system displays further diagnostic messages when inconsistencies are discovered.

**User Response:** Check the "User Action" for the further diagnostic messages that are produced.

## 168S Pseudo register table overflow

**Explanation:** (START or LOAD/INCLUDE START). The pseudo register index table is full. There are too many pseudo registers (external dummy sections) in the loaded files. This is a system restriction.

**System Action:** RC = 104. Execution of the command is terminated. The system status remains the same.

**User Response:** Correct the Assembler program and try again.

**169S** {ESDID table overflow|ESD data referenced by *name* card is missing}

**Explanation:** The ESD identifier in the TXT|REP|RLD|END card has not previously been read. It should have been read by this time.

**System Action:** RC = 32.  
Execution of the command stops. The system status remains the same.

**User Response:** Recreate the TXTLIB or TEXT file. Then reissue the command.

**170S** Disk *mode(vdev)* has maximum number of files

**Explanation:** 3400 files have been written. If any additional files were written, the disk area that contains the file status table blocks would overflow.

**System Action:** RC = 10.  
The file is not written. The system status remains the same.

**User Response:** Erase some files from the disk.

**171T** Permanent console error[; re-IPL CMS]

**Explanation:** Either the terminal is not operational (for example, Start I/O trouble has occurred) or the status of the terminal is unexpected (for example, channel errors, or bad interrupt sequence).

**System Action:** The system is terminated by loading a disabled wait state PSW. The wait state PSW contains the CMS nucleus address where the error occurred.

**User Response:** IPL CMS again.

**172E** TOLABEL *label* {equals|is an initial substring of} FRLABEL *label*

**Explanation:** The TOLABEL and FRLABEL options were specified. Either both labels were equal, or the TOLABEL was an initial substring of the FRLABEL label (as "ABC" is an initial substring of "ABCD"). This is an error condition because it implies that no records whatsoever are to be copied to the output file.

**System Action:** RC = 24.  
Execution of the command is terminated. The system status remains the same.

**User Response:** Correct and reissue the command.

**173E** No records were copied to output file *fn ft fm*

**Explanation:** The options specified for the input files caused no records to be copied. This will happen, for example, if the FRLABEL label appears in the first record of each (or the only) input file being copied to the output file.

**System Action:** RC = 40.  
Execution of the command is terminated. The system status remains the same, with the following exceptions:

- If the APPEND option was specified and the copying process began before the error was discovered, records have been appended to the output file.
- If the NEWFILE (the default), REPLACE, or OVLY option was specified and the copying process began before the error was discovered, then COPYFILE CMSUT1, on the output disk, contains the records copied so far.



# DMS

- If in multiple output file mode, several output files may have been created before the error was discovered.

**User Response:** Correct and reissue the command.

## 174W Sequence error introduced in output file: *seqno1* to *seqno2*

**Explanation:** The updating procedure caused a sequence error to be introduced into the output file. That is, in the output file there were two records (with the sequence numbers shown in the warning message) such that the sequence number in the first record was equal to or exceeded the sequence number in the second.

**System Action:** RC = 8.

The invalid sequence numbers are left in the records, which are written to the output file. Update processing continues, and, if the CTL option was specified, additional update passes are made.

If several warning messages are generated during the updating process, the final return code passed by the UPDATE command will be the highest return code (4, 8, or 12) associated with the warning messages. The REP option, if it was specified, will be ignored, and the final update deck will have the fileid "\$fname ftype."

See the explanation of message DMSUPD177I for further information on the meanings of the UPDATE warning return codes.

**User Response:** Probably, the resequencing field following the "\$" in the last update control card contained invalid data. Correct the invalid control card in the update file, and reissue the UPDATE command.

## 175E Invalid EXEC command

**Explanation:** An error has been detected in the parameter list to DMSEX.

**System Action:** RC = 10000.

Execution is terminated at the point of the error.

**User Response:** Correct the parameter list and re-execute the EXEC.

## 176W Sequencing overflow following sequence number *seqno*

**Explanation:** When the resequencing increment was added to the sequence number shown, the result overflowed the maximum sequence number. If the SEQ8 option is in effect, the maximum sequence number is 99999999. If the NOSEQ8 option is in effect, however, the maximum sequence number is 99999.

**System Action:** RC = 8.

The new sequence number is truncated on the left to 8 or 5 digits (depending on the status of the SEQ8 option). A sequencing error is introduced into the output file.

Update processing continues, and, if the CTL option was specified, additional update passes are made. If several warning messages are generated during the updating process, the final return code passed by the UPDATE command is the highest of the return codes (4 or 8 or 12) associated with the warning messages.

The REP option, if it was specified, is ignored, and the final update deck has the fileid "\$fname ftype."

See the explanation of message DMSUPD177I for further information on the meanings of the UPDATE warning return codes.

**User Response:** Probably, the resequencing field following "\$" in the

last update control card contained invalid data. Correct the invalid control card in the update file, and reissue the UPDATE command.

**177I      Warning messages issued  
(severity = nn)[; REP option  
ignored]**

**Explanation:** Warning messages were issued during the updating process. The severity shown in the error message in the "nn" field is the highest of the return codes associated with the warning messages that were generated during the updating process. The warning return codes have the following meanings:

**Code Meaning**

- 4      Sequence errors were detected in the original source file being updated.
- 8      Sequence errors that did not formerly exist in the original source file being updated were introduced in the output file during the updating process.
- 12     Any other nonfatal error detected during the updating process has a return code of 12. Such errors include invalid update file control cards and missing PTF files.

**System Action:** The severity value is passed back as the return code from the UPDATE command. In addition, if the REP option was specified in the command line, it is ignored, and the updated source file has the fileid "\$fname ftype," as if the REP option had not been specified.

**User Response:** Refer to the warning messages that were issued and correct the errors.

**178I      {Updating fn|Applying fn ft fm}**

**Explanation:** The specified update file is being applied to the source file. This message appears only if the CTL option has been specified in the command line.

**System Action:** The updating process continues.

**User Response:** None.

**179E      Missing or duplicate MACS card  
in control file fn ft fm**

**Explanation:** The CTL option was specified, but the control file did not contain exactly one 'MACS' control card.

For the VMFTXT command, VMFTXT did not find a MACS record in the first non-commented line in the control file, or multiple MACS records were found.

**System Action:** RC = 32.

Execution of the command is terminated. The system status remains the same, with the following possible exceptions:

- If a file with the fileid "\$fname ftype" existed on the output disk before the command was entered, this file may have been erased.
- If the DISK option was in effect, and if a file with the fileid "fname UPDLOG" existed on the output disk before the command was entered, this file may have been erased.
- If the CTL option was in effect, and if a file with the fileid "fname UPDATES" existed on the output disk before the command was entered, this file may have been erased.
- If update processing had begun before the error was detected, any or all of the following files may have

# DMS

been created on the output disk by the UPDATE command:

UPDATE CMSUT1  
\$fname ftype  
fname UPDLOG - if the DISK option  
was in effect  
fname UPDATES - if the CTL option  
was in effect

For the XEDIT command, the updating process continues.

**User Response:** Correct the invalid control file and reissue the UPDATE, or VMFTXT command.

## 179I Comparing *fn ft fm* with *fn ft fm*

**Explanation:** The specified files are being compared.

**System Action:** Processing continues.

**User Response:** None.

## 180W Missing PTF file *fn ft fm*

**Explanation:** An AUX file indicated that the specified PTF file was to be applied as an update file, but the file could not be found. Either the AUX file contains invalid data, or a PTF file is missing.

**System Action:** RC = 12.  
Application of the PTF file is skipped. Update processing continues, and, if the CTL option was specified, additional update passes are made.

If several warning messages are generated during the updating process, the final return code passed by the UPDATE command is the highest of all return codes (4 or 8 or 12) associated with the warning messages.

The REP option, if it was specified, is ignored, and the final update deck has the fileid "\$fname ftype."

See the explanation of message DMSUPD177I for further information on the meanings of the UPDATE warning return codes.

**User Response:** Correct the invalid data in the AUX file, or use the ACCESS command to access the disk containing the missing PTF file.

## 181E No update files were found

**Explanation:** The CTL option was specified, but none of the update and PTF files specified by the control file and the AUX file(s) were found. As a result, no updates at all were applied to the original source file.

**System Action:** RC = 40.  
Execution of the command is terminated, since no updating can be performed. If the STK option was specified, the two lines of stacked data were placed on the stack before this error, so that they will still be available to an EXEC that invoked the UPDATE command.

This situation may or may not be an error situation. The return code, 40, is unique in that no other UPDATE error message has that value as a return code. Thus, the same EXEC can be used to assemble source files that have updates against them, and those that have no updates against them. The latter situation can be detected by testing for a return code of 40, and by assembling the "fname" file rather than the "\$fname" file.

**User Response:** If this is not an error condition, no action need be taken. If this is an error condition, it is the result of either missing update or PTF files, or invalid data in the control file. Either correct the invalid data or recover the missing files, and reissue the command.

**182W Sequence increment is zero**

**Explanation:** A sequence increment of zero was specified either in a “./ S” control card, or in the “\$” field of a “./ I” or “./ R” control card.

**System Action:** RC=8.

Although the warning message is issued, the sequence increment of zero is actually used, in case that was what the user wanted. Update processing continues, and, if the CTL option was specified, additional update passes are made.

If several warning messages are generated during the updating process, the final return code issued by the UPDATE command is the maximum of all return codes (4 or 8 or 12) associated with the generated warning messages.

The REP option, if it was specified, is ignored, and the final update deck has the fileid “\$fname ftype.”

See the explanation of message DMSUPD177I for further information on the meanings of the UPDATE warning return codes.

**User Response:** Unless you intentionally specified a sequence increment of zero, correct the invalid update control card and reissue the UPDATE command.

**183E Invalid {CONTROL|AUX} file control card**

**Explanation:** An invalid control card was found in an AUX file or a control file.

**System Action:** RC = 32.

Execution of the command is terminated. The system status remains the same, with the following possible exceptions:

- If a file with the fileid “\$fname ftype” existed on the output disk

before the command was entered, this file may have been erased.

- If the DISK option was in effect, and if a file with the fileid “fname UPDLOG” existed on the output disk before the command was entered, this file may have been erased.
- If the CTL option was in effect, and if a file with the fileid “fname UPDATES” existed on the output disk before the command was entered, this file may have been erased.
- If update processing had begun before the error was detected, then any or all of the following files may have been created on the output disk:

UPDATE CMSUT1

\$fname ftype

fname UPDLOG - if the DISK option was in effect.

fname UPDATES - if the CTL option was in effect.

For the XEDIT command, the execution of the command or subcommand is terminated. However, if multiple files were being edited, the editing session continues. In addition, the following information is displayed for both AUX and CONTROL files:

**‘FN FT’: ‘INVALID CARD’**

**RECORD ‘NN’ ---- > > \***

where the asterisk (\*) is positioned under the invalid character in the ‘invalid card’ displayed in the preceding line

**User Response:** Correct the invalid control card and reissue the UPDATE, or VMFTXT command.

For DMSPRE, correct the invalid control card and reissue the PRELOAD command.

**184W    ./ S not first card in update  
file--ignored**

**Explanation:** A “./ S” control card was encountered in the update file, but it was not the first noncomment card in the update control file.

**System Action:** RC = 12.

The invalid card is ignored. Update processing continues, and, if the CTL option was specified, additional update passes are made. If several warning messages are generated during the updating process, the final return code issued by the UPDATE command is the maximum of all return codes (4 or 8 or 12) associated with the generated warning messages. The REP option, if it was specified, is ignored, and the final update deck has the fileid “\$fname ftype.” See the explanation of message DMSUPD177I for further information on the meanings of the UPDATE warning return codes.

**User Response:** Correct the update file by moving the “./ S” control card to the beginning of the update file. Then reissue the UPDATE command.

**185W    {Invalid|Non numeric} character  
in sequence field *seqno***

**Explanation:** An update file control card specified a sequence number that contained an invalid character. Only the digits 0 through 9 may be used to specify a sequence number.

If issued from DMSXUP the message is a warning that the source file to be edited is not properly serialized. The error may have resulted from a sequence field that contains alphabetic identifiers or from an attempt to update source data within a MACLIB file.

**System Action:** RC = 12.

The invalid update control card is ignored. Furthermore, any cards following it, up to the next “./” card in the update file, will be ignored. Update

processing continues, and, if the CTL option was specified, additional update passes are made.

If several warning messages are generated during the updating process, the final return code issued by the UPDATE command is the maximum of all return codes (4 or 8 or 12) associated with the generated warning messages.

The REP option, if it was specified, is ignored, and the final update deck has the fileid “\$fname ftype.”

See the explanation of message DMSUPD177I for further information on the meanings of the UPDATE warning return codes.

RC = 32.

If update processing was invoked by the XEDIT command, the edit session is terminated when an invalid sequence field in the source file is detected. If the error is detected while editing multiple files, the editor terminates processing of the specified file and returns to the file which was current when the XEDIT subcommand was issued.

**User Response:** In the case of return code 12, correct the invalid control card in the update file, and reenter the UPDATE command.

In the case of return code 32, reissue the XEDIT command or subcommand specifying a properly serialized source file. To serialize your source file without placing alphabetic identifiers in the sequence fields, use the XEDIT subcommand ‘SET SERIAL ALL’.

**186W    Sequence number [*seqno*] not  
found**

**Explanation:** A sequence number specified by an update file control card could not be found in the input file. An input sequence number higher than the one specified was found.

**System Action:** RC=12.

The input file is positioned at the record whose sequence number exceeds the sequence number being searched for.

- If the invalid sequence field was the first argument of a “./ R,” “./ I,” or “./ D” operation, all records encountered up to that point were copied to the output file.
- If the invalid sequence field was the second argument of a “./ R” or “./ D” operation, records encountered up to that point were not copied, and so were, in effect, deleted.

In any event, no further deleting or inserting takes place for that control card, and any cards following this card, up to the next “./” card in the update control file, are ignored. Update processing continues, and, if the CTL option was specified, additional update passes are made.

- If several warning messages are generated during the updating process, the final return code issued by the UPDATE command is the maximum of all return codes (4 or 8 or 12) associated with the generated warning messages.

The REP option, if it was specified, is ignored, and the final update deck has the fileid “\$fname ftype.”

For the XEDIT command, the execution of the command or subcommand is terminated. However, if multiple files were being edited, the editing session continues. In addition, the following information is displayed for both AUX and CONTROL files:

```
'FN FT': 'INVALID CARD'
RECORD 'NN' ---- > > *
where the asterisk (*) is
positioned under the invalid
character in the 'invalid card'
displayed in the preceding line
```

See the “Explanation” of message DMSUPD177I for further information on the meanings of the UPDATE warning return codes.

**User Response:** Correct the invalid control card in the update file, and reenter the UPDATE command.

**187E Option STK invalid without CTL**

**Explanation:** The STK option was specified with the UPDATE command. This option requires the CTL option, but CTL was not specified in the command line.

**System Action:** RC=24.  
Execution of the command is terminated. The system status remains the same.

**User Response:** Reissue the command, specifying the CTL option.

**188W SYSUT2 header record is invalid because of blocksize incompatibility; user action required**

**Explanation:** The specified file is not in the expected format.

For DMSUTL, a LOADLIB COPY was performed whereby the SYSUT2 data set already existed and its blocksize is less than the SYSUT1 blocksize. The SYSUT2 blocksize was increased to equal the SYSUT1 blocksize. However, the new blocksize was not posted in the SYSUT2 header record. User action is now required to prevent unpredictable results.

**System Action:** RC=4.  
Processing continues.

**User Response:** To rebuild the SYSUT2 data set correctly, issue another LOADLIB COPY command. Specify the modified output LOADLIB as the SYSUT1 data set and omit the

SYSUT2 data set from the command input.

**189E The LIST function of the LOADLIB command does not support concatenated SYSUT1**

**Explanation:** Fileid1, which is referred to as the SYSUT1 data set, is concatenated in the file definitions.

A LOADLIB LIST was performed during which the SYSUT1 data set was concatenated. This is not supported, because if the same member name was used in more than one of the loadlibs being concatenated, a loop would result during list processing.

**System Action:** RC = 24.

**User Response:** Change file definitions so that SYSUT1 is no longer concatenated. Then issue a LOADLIB LIST for each loadlib individually.

**190W Invalid control record or NO GO switch set**

**Explanation:** Either the input control record was invalid or the NO GO switch was previously set. If the NO GO switch was not previously set, the input control record is invalid, and this causes the NO GO switch to be set at this time.

**System Action:** RC = 4.  
Execution of the command continues. All REP control records are ignored until the next NAME or END control record is encountered.

**User Response:** Determine the cause of the error and correct it; then reissue the command.

**191W Patch overlaps; set NO GO switch**

**Explanation:** The VER or REP displacement, or the DUMP start or end address, did not fit completely within the CSECT or MODULE.

**System Action:** RC = 4.  
Execution of the command continues. All REP control records are ignored until the next NAME or END control record is encountered.

**User Response:** Correct the displacement field or the start or end address of the control record and reissue the command.

**192W Odd number of digits; set NO GO switch**

**Explanation:** Either an address or a data field of a control record had an odd number of digits.

**System Action:** RC = 4.  
Execution of the command continues. All REP control records are ignored until the next NAME or END control record is encountered.

**User Response:** Enter an even number of digits and reissue the command.

**193W Preceding control record flushed**

**Explanation:** The NO GO switch was set by a previous control record and has not been reset.

**System Action:** RC = 4.  
Execution of the command continues.

**User Response:** A previous error message was issued. Check the "User Action" for that message.

**194S Book *subl.book* contains bad records**

**Explanation:** The book being copied contains invalid source statement library records.

**System Action:** RC = 100.  
Execution of the command is terminated. The system status remains the same.

**User Response:** Recatalog the book on the system or private source statement library and reissue the command.

**194W CSECT not found in {member *membername*|module *module*}; set NO GO switch**

**Explanation:** The specified CSECT was not found in a library member or a module loader table.

**System Action:** RC = 4.  
Execution of the command continues. All control records are ignored until the next NAME or END control record is encountered.

**User Response:** The control record with the invalid CSECT name has been printed at the printer or displayed at your terminal. Check the member or module for the proper CSECT name and reissue the command.

**195W Base value invalid; set NO GO switch**

**Explanation:** The BASE address did not match the CSECT address.

**System Action:** RC = 4.  
Execution of the command continues. All REP control records are ignored until the next NAME or END control record is encountered.

**User Response:** Insert the proper address in the BASE control record and reissue the command.

**196I Printer 00E setup complete**

**Explanation:** The virtual 3800 printer setup has been completed.

**System Action:** All the LOAD commands specified in the SETPRT call have been issued and the current spool file remains open for printing of data in that spool file.

**User Response:** None.

**197S Undiagnosed error from printer 00E**

**Explanation:** An undiagnosed error occurred while trying to perform I/O to the device.

**System Action:** RC = 100.  
None.

**User Response:** Use the CP DETACH command to detach the 3800 that has something wrong in its definition. Then redefine it via the CP DEFINE command and try to reissue the command.

**198E SETPRT load check; sense = sense**

**Explanation:** A load check was caused by the SETPRT command.

**System Action:** All output to the 3800 (up until the LOAD CHECK occurred) has been placed on the spool file.

**User Response:** Find out why the particular module caused a Load Check (possibly by interpreting the returned sense bytes and correct the problem or specify a different module. In any case, close the virtual 3800 with the PURGE option and reissue the SETPRT command with the correct parameters.



# DMS

## 199S Printer 00E not a virtual 3800 Model 1 or 3

**Explanation:** The '00E' printer was not defined as a virtual 3800 Model 1 or 3 printer.

**System Action:** No output in the spool file.

**User Response:** Redefine the virtual printer as a virtual 3800 Model 1 or 3. Then reissue the SETPRT command.

## 200W Verify reject; set NO GO switch

**Explanation:** For DMSZAP, the data on the VER or VERIFY control record is not exactly the same as the data at the specified location in the specified file.

**System Action:** RC=4.  
Execution of the command continues. All REP control records are ignored until the next NAME or END control record is encountered.

**User Response:** Determine the proper control information and correct the VER control record. Delete from the input stream any other VER-REP pairs that were processed successfully, and then reissue the command.

## 201W The following names are undefined: *namelist*

**Explanation:** A list of names of unresolved external references is displayed.

**Note:** A name entered with the command is considered an unresolved external reference if no text file with that name can be located.

**System Action:** RC=4.  
Loading is completed.

**User Response:** None; or obtain access to the files containing the unresolved

references and issue the INCLUDE command.

## 202W Duplicate identifier *identifier*

**Explanation:** A CSECT or entry point name was encountered more than once in the input stream to the loader.

**System Action:** RC=4.  
Only the first CSECT is loaded. Program execution may not proceed as expected. All references are resolved to the first name.

**User Response:** Reassemble the program with a different identifier substituted for the duplicate.

## 203W SET LOCATION COUNTER *name* *name* undefined

**Explanation:** A name was specified on an SLC card in the loader input stream and that name had not yet occurred as an external name in the loader text file.

**System Action:** RC=4.  
The card is ignored.

**User Response:** None; or check the name on the SLC card.

## 204E Too many WCGMs needed for CHARS

**Explanation:** The collection of Character Arrangement Tables specified in the command line denote more WCGMs to be loaded than are available for the virtual 3800. (4 if 4WCGM is in effect and 2 otherwise).

**System Action:** Nothing is transferred to the virtual 3800.

**User Response:** Reissue the command with a collection of CHARS values that will fit into the WCGM space for the virtual 3800.

**205E No files in your reader**

**Explanation:** There were no files in your virtual reader.

**System Action:** RC = 28.  
Processing is terminated.

**User Response:** None.

**205W Reader empty or not ready**

**Explanation:** Either the card reader contains no files, or it has not been readied.

The card reader may contain a file spooled from a virtual punch or printer that contains CCWs only, and no data. Thus, this message is issued even though the file contains no data.

**System Action:** RC = 8.  
Execution of the command is terminated. The system status remains the same.

**User Response:** Close the card reader and reissue the command, if the reader contains any files.

**206W Pseudo register alignment error**

**Explanation:** A pseudo register with the same name as a previous pseudo register but with more restrictive alignment was encountered.

**System Action:** RC = 4.  
Processing continues. All references to the particular pseudo register will have the less restrictive alignment.

**User Response:** None.

**207W Invalid update file control card**

**Explanation:** An invalid control card was found in the update file. Some of the errors that cause this message to be issued are:

- The first card in the update file was not a control card.
- The first card following a “./S” or a “./D” or a “./\*” was not a control card.
- The operation field was missing, invalid, or contained more than one character.
- The label field of a “./S” card contained more than three characters.
- An invalid sequence field was specified, or a required sequence field was missing.
- In a “./D” or “./R,” the delete or replace ending specification was smaller than the starting specification.

**System Action:** RC = 12.  
The invalid sequence fields are ignored, and processing continues. However, an incorrectly sequenced source file cannot always be properly updated.

Update processing continues, and, if the CTL option was specified, then additional update passes are made. If several warning messages are generated during the updating process, the final return code when the UPDATE command has completed all processing is the maximum of all return codes (4 or 8 or 12) associated with the generated warning messages. The REP option, if it was specified, is ignored, and the final update deck has the fileid “\$fname ftype.” See the “Explanation” of message DMSUPD177I for further information on the meanings of the UPDATE warning return codes.

For XEDIT, the execution of the command or subcommand is terminated. However, if multiple files were being edited, the editing session continues. In addition, the following information is displayed for both AUX and CONTROL files:

**'FN FT': 'INVALID CARD'  
RECORD 'NN' ----> > \***  
Where the asterisk (\*) is positioned under the invalid character in the 'invalid card' displayed in the preceding line.

**User Response:** Correct the invalid control card in the update file, and reenter the UPDATE command.

**208E File *fn ft* is not variable record format**

**Explanation:** The specified file did not have a variable record format.

**System Action:** RC = 24.  
Execution of the command is terminated. The system status remains the same.

**User Response:** Verify that 'fn ft' is the desired file. If it is, use the COPYFILE command to change the record format of the file.

**209W Files do not compare**

**Explanation:** The two files the user requested compared on a line-for-line, column-for-column basis, do not match.

**System Action:** RC = 4.  
The comparison of the files is completed. The lines that do not match are displayed at the terminal.

**User Response:** You can correct the file containing the incorrect lines using the EDIT command.

**210E {Library *libname*|File *fn ft*} is on a read/only disk**

**Explanation:** The specified file or library is on a read-only disk and must be on a read/write disk.

**System Action:** RC = 36.  
Execution of the command is terminated. The system status remains the same.

For LANGGEN, the DCSS and/or the CP repository have been saved.

**User Response:** Verify that the correct file or library was specified in the command. If it was, either access the disk in read/write mode, or erase the existing file or library with the same name. Reissue the command.

For LANGGEN, copy the SYSTEM LANGUAGE file from the system disk to your A-disk. Issue the LANGGEN command again.

**210W Input file sequence error: *seqno1* to *seqno2***

**Explanation:** In reading the input source file, two records were found, with the displayed sequence fields, such that the sequence number in the first was equal to or greater than the sequence number in the second.

**System Action:** RC = 4.  
The invalid sequence fields are ignored, and update processing continues. However, an incorrectly sequenced source file cannot always be properly updated.

If the CTL option was specified, then additional update passes are made. If several warning messages are generated during the updating process, the final return code when the UPDATE command has completed all processing is the maximum of all return codes (4 or 8 or 12) associated with the generated warning messages.

The REP option, if it was specified, is ignored, and the final update deck has the fileid "\$fname ftype."

See the "Explanation" of message DMSUPD177I for further information on the meanings of the UPDATE warning return codes.

For module DMSXUP: Both the input and updated source files are checked for proper serialization. If the serialization is in error, execution of the command or subcommand is terminated. XEDIT requires the updated source file to be properly serialized so update files can be created.

**User Response:**

For module DMSUPD: Correct the invalid source file and reissue the UPDATE command.

For module DMSXUP: Correct the invalid source or update file and reissue the XEDIT (sub)command.

**211E Column fields out of sequence**

**Explanation:** One of the following conditions has occurred.

- Start column number exceeds end column number.
- Column number entry overflows the eight-position option field.

**System Action:** RC = 24.  
Execution of the command is terminated. The system status remains the same.

**User Response:** Correct and reissue the command.

**212E Maximum number of records exceeded**

**Explanation:** The storage size of the virtual machine is not large enough to contain the size and number of sort files specified.

**System Action:** RC = 40.  
Execution of the command is terminated. The system status remains the same.

**User Response:** Compute the storage size required for this sort using the format given in the description of the CMS SORT command in the *VM/SP CMS Command Reference*. Redefine storage as large as necessary using the CP DEFINE command, and issue the SORT command again.

**213W Library libname not created[, or erased if empty]**

**Explanation:** None of the files to be included in the library file could be found, or the last active member of a library was deleted.

**System Action:** RC = 4.  
Execution of the command is terminated. The system status remains the same. The new library is not created. Also, for DMSLBM and DMSLBT, the library is erased if the last active member has been deleted.

**User Response:** For DMSLBM and DMSLBT, obtain access to the desired file and/or correct the spelling of the names and reissue the command if you were doing a generation function. If delete was the last function, no action is necessary. For DMSDSL, no action is necessary.

**214W Cannot recompute without loss of data; no change**

**Explanation:** The number of cylinders specified in the FORMAT command cannot contain all the data on the disk.

**System Action:** RC=8.  
Execution of the command is terminated. The system status remains the same.

**User Response:** Either erase some of the files on the disk or increase the number of cylinders to be formatted and reissue the command.

**215T No virtual console attached; re-IPL CMS**

**Explanation:** The user has disconnected his virtual console.

**System Action:** The CMS system uses a special interface with CP to display this message. It is then terminated by loading a disabled wait state PSW.

**User Response:** Redefine a virtual console with the CP DEFINE command, and IPL CMS again.

**216E Insufficient blocks on disk to support CMS disk structure**

**Explanation:** The user has requested the formatting of a minidisk area that is not large enough to contain the essential CMS disk structure.

**System Action:** RC=100.  
Execution of the command is terminated. The disk is unchanged.

**User Response:** Acquire a larger minidisk and reissue the command; or if the disk is large enough, specify a larger number of blocks to be formatted in the FORMAT command.

**220R Enter dataset name:**

**Explanation:** A command was entered with the ? or DSN ? operand. The command expects an OS data set name or DOS fileid to be entered.

**System Action:** The system waits for a response.

**User Response:** Enter an OS data set name exactly as it appears in the data set (in the form q1 < .q2.qn > where q1, q2, and qn are the qualifiers of an OS data set name). Or enter a DOS fileid exactly as it appears in the file.

**221E Invalid dataset name**

**Explanation:** An invalid OS data set name or DOS file-id was specified in the command line.

**System Action:** RC=24.  
Execution of the command is terminated. The system status remains the same.

**User Response:** Reissue the command with a valid data set name.

**222E I/O error reading *datasetname* from {*m*|OS|DOS} disk**

**Explanation:** An I/O error occurred while reading the specified OS data set or DOS file from an OS or DOS disk. For DMSLDS, an I/O error occurred while reading the member directory in DMSROS.

**System Action:** RC=28.  
Execution of the command is terminated. The system status remains the same.

**User Response:** Correct the cause of the I/O error and reissue the command.

**223E No filemode specified**

**Explanation:** A filemode was not specified in the command line.

**System Action:** RC = 24.

Execution of the command is terminated. The system status remains the same.

**User Response:** Reissue the command, specifying a filemode.

**224E Fileid already in use**

**Explanation:** A dataset name exists in an outstanding FILEDEF with a different ddname but with the same fileid, or a dataset name was specified for a fileid previously defined under a different ddname.

**System Action:** RC = 24.

Execution of the command is terminated. The system status remains the same.

**User Response:** Clear the existing fileid before reissuing the command or specify a different fileid.

**225I PDS member *membername* moved**

**Explanation:** The specified member of an OS PDS (partitioned data set) has been moved successfully to a CMS file.

**System Action:** MOVEFILE continues moving PDS members to CMS files until the end of the file is reached.

**User Response:** None.

**226E No dataset name allowed with FREE option**

**Explanation:** A data set name must not be specified with the FREE option of the LISTDS command.

**System Action:** RC = 24.

Execution of the command is terminated. The system status remains the same.

**User Response:** Correct the command line and retry.

**226I End of PDS move**

**Explanation:** The last member of the PDS (partitioned data set) has been moved successfully to a CMS file.

**System Action:** Execution of the command is terminated. The system status remains the same.

**User Response:** None.

**227I Processing volume *nn* in dataset *datasetname***

**Explanation:** The specified OS data set or DOS file is multivolume. The number of the volume being processed is specified in the error message. End of volume is treated as end of file and there is no end-of-volume switching.

**System Action:** Execution continues.

**User Response:** None.

**227W Invalid extent found for *datasetname* on *fm* disk**

**Explanation:** The high extent for the subject data set indicates a relative track number lower than that for the low extent of the data set.

**System Action:** RC = 4.  
Execution continues.

**User Response:** For further investigation, use the CMS command DDR to locate and dump the DSCB containing the invalid extent.

**228E No DDNAME entered**

**Explanation:** When prompted for the ddname corresponding to the "dname" entry for the tape dataset in the Access Method Services control statement, the user entered a null line.

**System Action:** RC = 24.  
AMSERV does not execute the Access Method Services job. The system status remains the same.

**User Response:** Find the "dname" entries for the tape dataset(s) in the Access Method Services jobstream and reissue the AMSERV command.

**228I User labels bypassed on dataset datasetname**

**Explanation:** The specified OS data set or DOS file has a disk user label. The user labels are automatically skipped and the DCBEXLST routine, if specified, is ignored. This message is issued when the OS File Status Table (FST) is created. This occurs during the execution of the first FILEDEF command defining the OS ddname. Reissuing the same FILEDEF command without reaccessing the disk does not create a new OS FST, and the message is therefore not issued again.

**System Action:** Execution continues.

**229E Unsupported OS dataset, error nn**

**Explanation:** The specified OS data set or DOS file is not supported by CMS OS access routines. The error code meanings are:

**Code Meaning**

80 An I/O error occurred while an OS data set or DOS file was being read or an OS or DOS disk was detached without being released.

- 81 The file is an OS read-password-protected data set or a DOS file with the input security indicator on.
- 82 The OS data set or DOS file is not BPAM, BSAM, or QSAM.
- 83 The OS data set or DOS file has more than 16 user labels or data extents.

**System Action:** RC = 80, 81, 82, or 83.  
Execution of the command is terminated. The system status remains the same.

**User Response:** If the error code is 81, 82, or 83, you cannot use CMS OS access to read the OS data set or DOS file. If the error code is 80, make sure the accessed OS or DOS disk is attached, or determine the cause of the error. If the OS data set or DOS file is valid, reissue the command.

**229I No members found**

**Explanation:** No members exist in a partitioned data set.

**System Action:** None.

**User Response:** Determine whether the data set you specified is the correct one and if so, why it contains no members. Correct the condition and reissue the command.

**230E Number of VSAM exit routines has exceeded maximum of 128; unable to continue**

**Explanation:** The number of exit routines for VSAM data sets (both active and inactive) has exceeded the maximum of 128 for the run unit.

**System Action:** The system is terminated abnormally with abend code X'177'.

**User Response:** Reduce the number of exit routines for VSAM data sets and re-execute the program.

**230W O/S disk--fileid and/or options specified are ignored**

**Explanation:** The specified OS or DOS disk has been accessed, but the specified fileid and/or options are not valid and have been ignored.

**System Action:** RC=4.  
Execution of the command continues.

**User Response:** None.

**231E I/O error reading VTOC from {fm|OS|DOS} disk**

**Explanation:** An I/O error was encountered while reading the VTOC from the specified disk.

**System Action:** RC=28.  
Execution of the command is terminated. The system status remains the same.

**User Response:** Correct the cause of the I/O error and reissue the command.

**232E Invalid RECFM--spanned records not supported**

**Explanation:** The MOVEFILE command uses the GET and PUT macros in locate mode. The GET and PUT macros are not supported for use with spanned records.

**System Action:** RC=88.  
Execution of the command is terminated.

**User Response:** The user will have to provide a utility/program to process the file. The READ and WRITE macros are

supported for spanned records, provided the filemode number is 4 and the data set is physical sequential (BSAM) format.

**233I No free space available on fm disk**

**Explanation:** All tracks on the specified disk are allocated.

**System Action:** None.

**User Response:** If the disk is an OS or DOS disk, use one of the OS or DOS utilities to reformat the disk (if you no longer need any of the data on it) or delete some data sets. If it is a VSAM disk, use Access Method Services to delete some clusters and data spaces.

**234E Error in LOAD LIST file *fn ft fm*: no input]**

**Explanation:** During processing of the load list EXEC file, an invalid statement was encountered. Input must consist of valid EXEC control words (that are ignored) and names of input text files in the form

&1 &2 filename [filetype]

Filename and filetype (if specified) must not be more than eight characters in length. A "NO INPUT" condition exists if after the scan of the load list, no filename filetype entries were found.

**System Action:** RC=8.  
Execution of the command is terminated. The system status remains the same.

**User Response:** If you can determine the problem from the "Explanation" above and remedy the condition, reissue the command. If not, reissue the command and if the problem persists, call your system support personnel.



# DMS

**235E** {Error *n* in input text file *fn ft*  
*fm*|Error 5 on entry symbol *name*}

**Explanation:** An error was detected within the data contained in the input text file. 'n' indicates the nature of the error; it may be one of the following:

<b>n</b>	<b>Meaning</b>
1	File named did not contain an ESD card. LANGGEN needs this card.
2	Invalid ESD type code.
3	Invalid RLD record.
4	Invalid ESD LD ID.
5	ESD LD entry precedes its position entry.
6	Invalid TXT record ESD ID.
7	No valid END record.

**System Action:** RC = 12.  
Execution of the command is terminated. The DCSS is not saved. The system status remains the same.

**User Response:** If you can determine the problem from the "Explanation" above and remedy the condition, reissue the command. If not, reissue the command and if the problem persists, call your system support personnel.

The error may have been caused by invalid output from an assembler or compiler. Reassemble or recompile the source for the text file in error and reissue the PRELOAD, EXPAND, or ZAPTEXT command. Errors also may result if the user incorrectly modifies the text file with XEDIT or other CMS commands. If the error is 1, supply a valid text deck for the file named or remove it from the control file; then reissue the command.

**236E** **Unresolved external reference(s) encountered**

**Explanation:** Unresolved external references have been encountered. These are listed in the MAP file.

**System Action:** RC = 4.

The PRELOAD command has completed processing. Program execution of the output text file may not proceed as expected.

**User Response:** Correct the input, if necessary.

**237E** **Duplicate external symbol(s) encountered**

**Explanation:** A CSECT or entry point name was encountered more than once in the input stream to the preloader. The duplicate symbols are listed in the MAP file.

**System Action:** RC = 8.  
The PRELOAD command has completed processing. Program execution of the output text file may not proceed as expected.

**User Response:** Reassemble the source for the text file in error with a different identifier substituted for the duplicate and reissue the PRELOAD command.

**238E** **Preloader processing error**

**Explanation:** An internal error was detected during preloader processing. This may have been caused by invalid input.

**System Action:** RC = 16.  
Execution of the command is terminated. The system status remains the same with the exception that partial output files may have been created.

**User Response:** Reissue the command, ensuring that a valid load list file (and optional CNTRL file) are specified. Insure that the input files contain valid data. If the problem persists, call your system support personnel.

**241I** {Press PF10 for detail information; PF11 for related information.} [Press PF10 for detail information. [Press PF11 to get related information.}]

**Explanation:** BRIEF HELP has been displayed, and there is more detail and related information available.

**System Action:** None.

**User Response:** Press PF10 to get more detail information. Press PF11 for related information.

**242I** This HELP file *fn ft* has not been converted to the current release format or contains an invalid format word.

**Explanation:** The file which contains the HELP information you requested still contains Script control words from a previous VM/SP release, or the file contains an invalid format word.

**System Action:** File *fn ft* comes up on your screen, but it could be unformatted or contain extra format words.

**User Response:** File *fn ft* needs to be formatted with the CMS HELPCONV facility. For more information, refer to the *CMS User's Guide*.

**243I** RELATED information is not available.

**Explanation:** A HELP command was issued with the RELATED option specified. There is not a RELATED section in the HELP file.

**System Action:** RC = 32.  
Execution of the command is terminated.

**User Response:** Reissue the command with another option.

**244W** Requested HELP section unavailable; *option option* assumed.

**Explanation:** A user requested subset information, and no information in the requested categories was found. The information corresponding to the option indicated in the message was printed instead.

**System Action:** The section(s) corresponding to the indicated option are displayed to the user.

**User Response:** None.

**245S** Error *nnn* on printer

**Explanation:** An unrecoverable error occurred when writing a line to the printer, and an error code was passed to the calling module from DMSPIO. *nnn* indicates the nature of the error; it may be one of the following:

**Code Meaning**

4 An intervention is required.  
5 An unknown error occurred.  
100 The printer is not attached.

**System Action:** RC = 100.  
Execution of the command is terminated. The output files contain all changes made up to the last control record operation.

**User Response:** If you can determine the problem from the above information and correct the condition, reissue the command; otherwise reissue the command and if the error persists, contact your system support personnel.

**246W** No loader table present for module *fn*; set NO GO switch

**Explanation:** A CSECT name was specified for a module that was generated with the NOMAP option.

**System Action:** RC = 4.

Execution of the command continues. All REP control records are ignored until the next NAME or END control record is encountered.

**User Response:** Either regenerate the module with the MAP option, or do not use a CSECT name; then reissue the command.

**247W Member *membername* not found;  
set NO GO switch**

**Explanation:** The specified member was not found.

**System Action:** RC=4.  
Execution of the command continues. All control records are ignored until the next NAME or END control record is encountered.

**User Response:** Reissue the command with a valid member name.

**248W Invalid VER/REP displacement;  
set NO GO switch**

**Explanation:** The displacement specified in a VER or REP control record includes an area that is undefined, for example, a Define Storage (DS) area.

**System Action:** RC=4.  
Execution of the command continues. All REP control records are ignored until the next NAME or END control record is encountered. If the operation is REP, the file being operated on may be modified.

**User Response:** Verify that instructions or data are at a specific displacement and reissue the command.

**249I Dummy log entry in file *fn*  
ZAPLOG *fm***

**Explanation:** Under the ZAP command, a successfully completed REP was not followed by a LOG control record. In lieu of a user-defined entry, a dummy log entry 'NONAME' was written.

**System Action:** Execution of the command continues.

**User Response:** None.

**250S I/O error or device error**

**Explanation:** An I/O error has occurred on the user terminal trying to display a HELP text file. An error message should have been issued by CMS or CP to describe the condition.

**System Action:** RC=100.  
Execution of the command is terminated. The system remains in the same status as before the command was entered.

**User Response:** Take appropriate action as described by the CMS or CP error message.

**251E HELP processing error, code *nnn*:  
*description***

**Explanation:** An error occurred during the formatting of a HELP text file, indicating an error in the file text. The error code indicates the type of error that occurred:

**Code Meaning**

801 A number outside the permissible limits for a HELP format word was found. The limits are based primarily on 80 characters per line in HELP.

802 An alphabetic parameter was found for a HELP format word that requires a numeric parameter.

803 A line was read that started with a period, but could not be recognized as a valid HELP format word.

804 You omitted a required parameter for this format word.

805 HELP does not recognize the parameter specified on the format word line displayed.

806 The execution of a .IN,.IL, or .OF HELP format word would cause the left margin to move to the left of character position one.

807 HELP has calculated a negative space count based on the format words contained in the test file.

The 'description' part of the message is a short summary of an error code meaning listed above.

**System Action:** RC=12.  
Execution of the command continues and the line in question is ignored.

**User Response:** None at execution time, however you should correct the file in question to prevent future messages or errors.

**252E Invalid filename *fn***

**Explanation:** A filename specified in the LANGMERC control file is incorrect, or the control file specified on the LANGMERC command is invalid.

For SPGEN, an invalid filename was specified in either the SPGEN PROFILE, or on the command line when invoking SPGEN.

For SPLOAD, an invalid filename was specified in either the SPLOAD PROFILE, or on the command line when invoking SPLOAD.

**System Action:** RC=20.  
Execution of the command terminates. For LANGGEN, the DCSS is not saved.

**User Response:** Correct the filename and reissue the command.

**253E File *fn ft fm* cannot be handled with supplied parameter list**

**Explanation:** The specified file contains more than 65536 items, and thus cannot be handled with a normal STATE parameter list. This is because the normal parameter list uses halfwords to describe the characteristics of the file, and a file this large cannot be described with halfwords. The extended parameter list (which uses fullwords to describe the file) must be used to execute the STATE function in this case.

**System Action:** RC=88.  
Execution of the user program is terminated.

**User Response:** Change the user program parameter list to the extended-parameter-list format. If the FSSTATE macro was used, change the FSCB to the extended form (if used) and add the FORM=E option to the FSSTATE macro instruction.

**254E Help cannot find the requested information. If not misspelled, enter HELP for menu assistance or HELP HELP for the HELP command.**

**Explanation:** The file specified by your HELP request was not found on the accessed disk(s), or in the file directory of the 's' disk and 'y' disk (if accessed). The request may have been misspelled or incomplete.

**System Action:** RC=28.  
Execution of the command is terminated and system status remains the same.

**User Response:** Correct the entry if in error or use the commands specified to obtain available HELP files.

**255T      Insufficient storage for Exec interpreter**

**Explanation:** There is insufficient storage for the System Product Interpreter to initialize itself.

**System Action:** RC = 10096.  
Execution is terminated at the point of the error.

**User Response:** Redefine storage and reissue the command.

**256S      ESERV execution error, code nn**

**Explanation:** An error occurred during ESERV program execution. The error code indicates the kind of error that occurred.

Code	Meaning
1	Not enough virtual storage available for ESERV processing.
2	Unsupported library macro issued by the ESERV program.
3	Invalid FIND request generated as a result of an LBRFIND request issued by ESERV.
4	Invalid GET request generated as a result of an LBRGET request issued by ESERV.
5	An error occurred in opening the source statement library.
6	An LBRGET request was issued by ESERV but the source statement library was not OPEN.
7	An I/O error occurred accessing the source statement library.
8	An LBRGET request was issued by ESERV without a previous LBRFIND.

**System Action:** RC = 41 (Code 1 only)  
RC = 256 (all others). ESERV program execution is terminated.

**User Response:** If error code 1 occurs, make sure a larger amount of virtual storage is available for ESERV program execution. For all other errors, contact your system support personnel.

**257T      Internal system error at address address (offset offset)**

**Explanation:** This message is issued when a system error has been detected which may have been caused by storage that was overwritten.

**System Action:** CMS is placed in a disabled wait state and CP is entered.

**User Response:** Log off and log back on to verify that the problem is not due to overwritten storage. If it persists, notify IBM programming support.

**258E      The variations of this message are explained below.**

**System Action:** In each case, the system action is:

RC = 28.  
For this application, no remaining tables are updated.

**User Response:** In each case, the user response is:

Either turn translation synonyms OFF when turning translations OFF, or turn translations ON when turning translation synonyms ON.

**MESSAGES:**

- {USER|SYSTEM} translation synonyms can not be set ON unless {USER|SYSTEM}

translations are also set ON,  
application id: *applid*

**Explanation:** You attempted to set translation synonyms ON when translations are OFF. This is not allowed.

- {USER|SYSTEM} translations can not be set OFF unless {USER|SYSTEM} translation synonyms are also set OFF, application id: *applid*

**Explanation:** You attempted to set translations OFF when translation synonyms are ON. This is not allowed.

**259E Disk blocksize of IPL device is too small to save the nucleus**

**Explanation:** An attempt was made to write the CMS nucleus to a CMS minidisk, but the block size of the minidisk is too small.

**System Action:** The CMS nucleus is not written to the minidisk. The system continues.

**User Response:** Increase the block size of the CMS minidisk by using the CMS FORMAT command; then rebuild the CMS nucleus.

*Note:* Do not issue the FORMAT command with the RECOMP option to change the number of cylinders on the mindisk.

**260E Disk not properly formatted for {RESERVE|SAVEFD}**

**Explanation:** The disk has an 800-byte block size or is not a CMS disk. RESERVE and SAVEFD only support EDF disks.

**System Action:** RC = 16.  
Execution of the command is terminated.

**User Response:** Verify that you are using the correct disk. For RESERVE, reformat the disk with a block size of 512, 1K, 2K, or 4K.

**260T Virtual machine size too small to IPL non-shared copy of CMS**

**Explanation:** The CMS nucleus is designed to be used as a saved, shared system. An attempt has been made to use the CMS system in non-shared mode by IPLing by device address. Insufficient virtual storage is available to do this.

**System Action:** The virtual machine enters CP by loading a wait PSW.

**User Response:** IPL the saved CMS system by its system name, or redefine your virtual storage to exceed the ending location of the CMS nucleus. IPL by device address again.

**261E No immediate command name was specified**

**Explanation:** The IMMCMD command was issued with SET, CLEAR, STATUS, or QUERY, but no immediate command name was specified.

**System Action:** RC = 24.  
None.

**User Response:** Respecify the macro with the correct name.

**262E Immediate command *command* not found**

**Explanation:** The immediate command name specified with CLEAR, STATUS, or QUERY is not in effect.

**System Action:** RC = 44.  
None.

**User Response:** None.

# DMS

**263E** Specified immediate command is a nucleus extension and cannot be cleared

**Explanation:** The immediate command name specified on IMMCMD CLEAR is a nucleus extension and can only be cleared with the NUCXDROP command or NUCEXT CANCEL function.

**System Action:** RC = 48.  
The specified immediate command is not cleared.

**User Response:** Use the NUCXDROP command or the NUCEXT CANCEL function to clear the immediate command.

**264E** *command* is not a valid command to be established as a nucleus extension by DMSLMX

**Explanation:** The bootstrap module (DMSLMX) has been genmoded with a command name which is not in its internal table of valid commands to nuxload.

**System Action:** RC = 24.  
The command is not loaded as a nucleus extension.

**User Response:** None.

**265I** Attempting to change tape volume for DDNAME *ddname*

**Explanation:** An end-of-volume condition has been detected for the specified FILEDEF and another tape volume is required.

**System Action:** Execution continues.

**User Response:** None.

**266I** To cancel the tape volume switch, type CANCEL

**Explanation:** The user can discontinue processing of the tape volume switch by entering the immediate command "CANCEL".

**System Action:** Execution continues.

**User Response:** If the user wants the tape volume switching discontinued he may do so by entering "CANCEL."

**267I** Tape mount for volume *valid* on virtual *nnn* was canceled by the user

**Explanation:** The user is requesting that a tape mount be canceled.

**System Action:** Execution continues.

**Operator Response:** Do not mount the tape.

**268I** Message sent to userid *userid*:  
*message*

**Explanation:** The message that follows has been sent to the specified userid.

**System Action:** System status remains the same.

**269I** Mount tape volume *valid* on virtual *nnn*  
{with|without} a write ring;  
request number *n*

**Explanation:** A request has been made for a different tape volume to be mounted on tape drive *nnn*.

**System Action:** The user's system waits until tape mounted.

**Operator Response:** Mount the requested tape.

**270I**      **Wait time for tape volume switch has almost expired; to continue waiting, type EXTEND**

**Explanation:** The system is still waiting for the requested tape to be mounted and the time allotted to wait is almost over.

**System Action:** Continues waiting for the tape.

**User Response:** To give the tape operator additional time to mount the tape, type 'EXTEND'.

**271I**      **Wait time for tape volume switch has expired; tape volume switch for volume *valid* on virtual *nnn* canceled**

**Explanation:** The time allotted to wait for the tape volume switch is over. The request for the tape volume switch has been canceled.

**System Action:** Execution of command terminates.

**User Response:** None.

**272E**      **Tape on virtual *nnn* is not a standard label tape**

**Explanation:** The tape label was checked and it does not have an IBM standard label.

**System Action:** The tape is rewound and dismounted and execution of the command continues.

**Operator Response:** Mount the requested standard label tape.

**273E**      **Tape on virtual *nnn* is volume *valid*--wrong tape**

**Explanation:** The tape *valid* was checked and it does not match the requested *valid*.

**System Action:** The tape is rewound and dismounted and execution of the command continues.

**Operator Response:** Mount the requested tape volume.

**274E**      **Tape on virtual *nnn*, volume *valid*, requires a write ring**

**Explanation:** The tape was checked for a write ring and it does not have one although one was requested.

**System Action:** The tape is rewound and dismounted and execution of the command continues.

**User Response:** Insert a write ring and mount the tape.

**275E**      **Tape on virtual *nnn*, volume *valid*, has a write ring--no write ring was requested**

**Explanation:** The tape has a write ring although no ring was requested.

**System Action:** The tape is rewound and dismounted and execution of the command continues.

**User Response:** Remove the write ring and mount the tape.

**276E**      **Invalid language id *langid***

**Explanation:** The language id specified was longer than five characters long. (Five characters is the maximum for a language id.)

**System Action:** RC = 24.



Execution of the command terminates.

- For LANGGEN, the DCSS is not saved.
- For SET LANGUAGE, the language requested cannot be set and the language setting remains unchanged.

**User Response:** Correct the language id and reissue the command. A list of valid language ids for that virtual machine is available from the QUERY LANGLIST command.

**277E      The DCSS is located partially or entirely inside the virtual machine**

**Explanation:** The virtual address of the beginning of the DCSS is less than the size of your virtual machine. The virtual address of the end of the DCSS may or may not be less than the size of your virtual machine.

**System Action:** RC=88.  
CMS does not allow a DCSS to be loaded within the user's virtual machine. This makes it impossible to load the DCSS with the language requested in it. The language setting remains unchanged.

**User Response:** Use the CP DEFINE command to decrease the size of your virtual machine so that the virtual address of the beginning of the DCSS is greater than the size of your virtual machine; then re-IPL CMS and reenter the command.

**278E      {Unable to set requested language: langid.} The requested language: langid is not available; [langid2 forced [[by CP] , condition code code, return code rc]]**

**Explanation:** If the message contains "forced by CP, ..., " CP could not set the language that was requested; so, CMS

set the language that CP was set to before the language request failed.

If the requested language is not available, you may have mistyped the *langid*.

Otherwise, one of the following caused the error:

- the DCSS for the specified langid was a non-language DCSS
- the LOADSYS for the DCSS failed
- the DCSS for the specified langid did not contain DMS as an application id
- no virtual storage is left for a LANGBLK to be allocated.

**System Action:** RC=4 or 104.

If the message does not contain "forced by CP...", the language that is forced is either:

- the original language (RC=4), or
- if the original language could not be reset, the default language (RC=104).

If the message does contain "forced by CP...", the language remains unchanged, and RC=4 or 104.

**User Response:**

If the message does not contain "forced by CP, ..., " clear some storage or re-IPL.

If the requested language is not available, issue the QUERY LANGLIST to see the available languages.

If the message does contain "forced by CP, ...." this is an installation error. Notify the system administrator and specify the condition code that was issued with this message. The condition code indicates the specific problem that occurred; it is one of the following:

- 4      The DMKSNT entry for the language specified does not exist. The system programmer must specify the appropriate

- NAMELANG macro in DMKSNT for this language.
- 8 The void specified in the DMKSNT entry for the language is not a CP-owned volume. The system programmer must ensure a CP-owned volume is specified in the DMKSNT entry generated by the NAMELANG macro for this language.
- 12 The void specified in the DMKSNT entry for the language is not mounted. The system operator must ensure that the appropriate volume is mounted.
- 20 A paging error occurred during the set operation.
- 28 The DMKSNT entry for the language was found; however, the langid in this DMKSNT entry does not match the langid in the saved message repository. The system programmer must ensure that the NAMELANG entries do not specify overlapping areas on DASD.
- 32 The "MSGREP" identifier was not found on the first page of the requested message repository. CP looks for this identifier to determine if a valid message repository is saved. The system programmer must save the appropriate CP message repository.
- 36 No more virtual page buffers are available.
- 279E Application *applid* not found in the language DCSS**
- Explanation:** The application specified by 'applid' on the SET LANGUAGE command does not have a language segment in the DCSS. Options ADD and SYSTEM must have been specified for this error to occur.
- System Action:** RC = 28.  
The addition of the application LANGBLK stops. The DCSS (or system information) for this application was not added.
- User Response:** If the applid was entered incorrectly, then reissue the command with the correct applid. Otherwise, the application does not use the NLS support provided by CMS.
- You can make user additions to the parser and synonym tables without the SYSTEM information—just rename the text files containing the SYSTEM information and load them as user additions.
- 279I Application *applid* not found in the language DCSS**
- Explanation:** The application specified by 'applid' on the SET LANGUAGE command does not have a language segment in the DCSS. Options ADD and ALL must have been specified for this error to occur.
- System Action:** The application LANGBLK is added, but only user information is loaded.
- User Response:** If the applid was entered incorrectly, then reissue the command with the correct applid. Otherwise, there is no system information stored in the language DCSS for that application.
- 280E Application *applid* not active**
- Explanation:** A request was made for an *applid* that was not active.
- System Action:** RC = 28 or RC = 26.  
The request or command is ignored and nothing is updated.
- User Response:** Verify that the requested application is indeed correct and make any necessary changes, or

verify whether SET LANGUAGE was issued correctly for the requested application.

**281E      Application DMS cannot be deleted**

**Explanation:** A DELETE request was made for an applid of DMS with SYSTEM or ALL specified. This is not allowed since CMS must have the DMS LANGBLK active at all times.

**System Action:** RC = 24.  
If ALL was specified, the user additions to the parser table and message repository are deleted; however, the system information is not deleted.

**User Response:** None.

**282E      Error(s) occurred while creating  
fn ft fm; check fn ft fm for details**

**Explanation:** One of the following occurred:

1. The control file for LANGMERG had errors in it.
2. The file(s) specified were not found, or
3. Errors occurred while reading a file that was specified in the control file.

Examine the LANGMAP to see why LANGMERG failed.

**System Action:** RC = 32.  
Depending on when the error occurred, the merge file may or may not be created. If the merge file is created, however, it may be incomplete.

**User Response:** Examine the LANGMERG map to see why the errors occurred and determine whether they are relevant to you. If so, correct the errors and reissue the command.

**283E      The name DCSS could not be  
{found|loaded|saved}; [condition  
code cc,] return code rc from  
{FINDSYS|LOADSYS|SAVESYS}**

**Explanation:** This message was issued for one of the following reasons:

- The FINDSYS function (DIAGNOSE code X'64') did not find the specified DCSS.  
  
If the condition code is 2 and the return code is 44, then the DCSS has not been defined on a NAMESYS macro in CP's System Name Table.
- The DCSS name for FSTs was not defined in DMKSNT.
- The specified DCSS was found, but it could not be loaded.
- The specified DCSS could not be saved by the SAVESYS command. You probably do not have the appropriate privilege class.

See the *VM System Facilities for Programming* for a complete description of the FINDSYS, LOADSYS, and SAVESYS functions and their return codes.

**System Action:** RC = 128.  
Execution of the command terminates. For LANGGEN, the DCSS and the CP repository are not saved.

**User Response:** Respond according to why the message was generated:

- For SET LANGUAGE, if the langid has been specified correctly, notify your system administrator.
- For LANGGEN, if the langid and levelid have been specified correctly, check to see that CP's System Name Table properly specifies the DCSS on the NAMESYS macro.

- For SAVEFD, define the DCSS for FSTs and then reissue the SAVEFD command.
- If the return code was generated from LOADSYS, refer to DIAGNOSE code '64' in the *VM System Facilities for Programming* for details.
- If you do not have the appropriate privilege class to issue SAVESYS, contact your system administrator.

**284E The DCSS is not completely inside the virtual machine.**

**Explanation:** The command cannot build the DCSS if any of it is outside the virtual machine. It will build the DCSS if the DCSS is completely within the user's virtual machine.

**System Action:** RC = 88.  
Execution of the command terminates; the DCSS is not saved.

For LANGGEN, the DCSS and the CP repository are not saved.

**User Response:** Use the CP DEFINE command to redefine the virtual machine so the DCSS is completely inside your virtual machine. Then re-IPL CMS and reissue the command.

**285E CP repository not saved; condition code code, return code rc**

**Explanation:** The CP message repository was not saved.

**System Action:** RC = 104.  
The execution of the command continues, but the CP repository is not saved.

**User Response:** Examine the return code. It should be one of the following:

<i>Code</i>	<i>Meaning and Action</i>
4	The DMKSNT entry for the language specified does not exist.
8	The void specified in the DMKSNT entry for the language is not a CP-owned volume.
12	The void specified in the DMKSNT entry for the language is not mounted. The operator must mount this volume.
16	The repository is too large to be saved in the area reserved on DASD. The compiled listing gives the number of pages for the repository; the NLSPGCT parameter in NAMELANG must specify a page count greater than or equal to that number.
20	A paging error occurred during the save operation.
24	An error occurred while attempting to write a page of the repository to DASD.
28	The langid specified with the DIAGNOSE does not match the langid in the repository you want to save. Either the wrong text deck was loaded into virtual storage, or the wrong langid was specified on the DIAGNOSE instruction.
32	The message repository is invalid. The text loaded into virtual storage to be saved is not the message repository.

# DMS

## 285I CP repository saved

**Explanation:** The CP message repository was successfully loaded and saved.

**System Action:** RC = 0.  
None.

**User Response:** None.

## 286E The DCSS is too small for the data being stored

**Explanation:** The length of the data being stored in the DCSS is greater than the size of the DCSS.

**System Action:** RC = 40.  
Execution of the command terminates; the DCSS is not built.

**User Response:** Change the size of the DCSS as defined by the NAMESYS macro in CP's System Name Table or reduce the amount of data in the DCSS.

## 286W The DCSS is too small for the data being stored.

**Explanation:** The storage allocated for the DCSS is not large enough to contain all the EXECs requested in the load list file provided for the DCSSGEN procedure.

**System Action:** Message DMSEXG298R is issued.

**User Response:** Respond to message DMSEXG298R to save the DCSS or to cancel the DCSSGEN procedure.

## 287E You must have a special privilege class to successfully issue the LANGGEN command

**Explanation:** LANGGEN issues a SAVESYS command, which requires a CP privilege class of E or higher.

**System Action:** RC = 40.

Execution of the command terminates; the DCSS is not saved.

**User Response:** Obtain CP privilege class E or higher to save the DCSS. (Or have your system administrator save the DCCS.)

## 288E *dcssname* DCSS not saved.

**Explanation:** During the DCSSGEN procedure, you requested that the Installation DCSS be saved or the attempt to save it was automatic and the SAVESYS failed. The DCSS was not saved. A previous message should have given the reason for the unsuccessful save.

**System Action:** RC = 40.  
The Installation DCSS is not saved.

**User Response:** Ensure that you have the privilege class to issue the SAVESYS command and verify that the entry in the System Name Table (DMKSNT) is correct. Refer to previous message(s) to determine why the DCSS was not saved.

## 288I *dcssname* DCSS not saved

**Explanation:** During the DCSSGEN procedure, you requested that the Installation DCSS not be saved because of errors encountered while creating it.

Or, the specified segment could not be saved as the previous message indicated.

**System Action:** RC = 0, or the RC from the previous message.  
The DCSS is not saved.

**User Response:** If a previous message was issued, take action accordingly. Otherwise, none.

**289E**      **The default language, *langid*, must be active**

**Explanation:** The default language was not set; it must be set to issue the LANGGEN command.

**System Action:** RC = 104.  
None.

**User Response:** Issue SET LANGUAGE to the default language named in the error message and then reissue the LANGGEN command.

**290E**      **Duplicate applications specified in control file *fn ft fm***

**Explanation:** The control file for LANGGEN has two files with the same first three characters in each filename. Since these three characters determine the application id, this is an error and should be corrected.

**System Action:** RC = 32.  
The DCSS is not built. None.

**User Response:** Correct the control file and then reissue the LANGGEN command.

**291E**      **Error occurred while loading the DCSS**

**Explanation:** LANGGEN issued a LOAD command to build the DCSS. An error occurred during the execution of this command.

**System Action:** RC = 32.  
Execution of the command terminates. The DCSS is not saved.

**User Response:** Refer to the message issued from the LOAD command.

**292W**      **Text data will be loaded at X'20000' in user area; user data may be overwritten**

**Explanation:** When the CP information is to be saved, LANGGEN loads the information at hexadecimal location X'20000'. This may write over data loaded there by the user.

**System Action:** Execution of the command continues.

**User Response:** If only the CP information is to be saved, ensure that no program is residing at X'20000' when LANGGEN is issued.

**293R**      **Is this a DBCS language? Enter 1 (YES) or 0 (NO)**

**Explanation:** This prompt asks whether or not input and output data should be treated as possible Double-Byte Character Set (DBCS) data. The answer to this prompt should be 1, YES, 0, NO, or a null line; if you just press the enter key (a null response) then the default answer of 0 (NO) is taken.

**System Action:** If a response other than those shown above is supplied, the prompt is repeated until a response is entered correctly.

**User Response:** Enter "1," "YES," "0," "NO," or a null line.

**294E**      **Invalid language level id {*levelid*}; reenter}**

**Explanation:** A language level id may be only one character, and it must either be in the range A-Z or 0-9. If it did not meet both of these requirements, then the error message is given.

**System Action:** RC = 24.  
The system waits for a response.

# DMS

**User Response:** Specify the language level id correctly and reissue the command.

## 295R Language level id =

**Explanation:** The answer to this prompt should be a single character in either the A-Z or 0-9 range. This character designates which level of DCSS to load. The levelid is the third character in the language DCSS name. If there is a null response, the default is character 'S'

**System Action:** If the response to this prompt is not in the A-Z or 0-9 ranges, then the following error message is displayed:

```
DMSINQ294E Invalid language level  
id levelid; reenter
```

The prompt is repeated until answered correctly.

**User Response:** Enter a valid level id.

## 296R Should the installation segment be used? Enter 1 (YES) or 0 (NO)

**Explanation:** During CMS nucleus generation, you can decide if you will want to build the Installation Discontiguous Shared Segment or omit it.

**System Action:** The system waits for a response. For a positive response, message DMSINI310R is issued.

**User Response:** Enter 1 to build the Installation Discontiguous Shared Segment or enter 0 to omit it. A null response defaults to 1 (YES).

## 297W Execid *execid* was not loaded

**Explanation:** DCSSGEN could not find the *execid* requested in the load list file.

**System Action:** DCSSGEN continues processing with the next entry in the load list file. When processing completes, message DMS298R is issued to allow you to save the DCSS or to cancel the DCSSGEN.

**User Response:** Delete or correct the erroneous entry in the load list file, or verify that the file requested resides on one of the accessed disks.

## 298R An error has been detected while building the DCSS. Do you still want the DCSS saved? Enter 1 (YES) or 0 (NO)

**Explanation:** The DCSSGEN procedure encountered an error while building the Installation DCSS. A previous error message indicated a specific error condition encountered.

**System Action:** The system waits for a response.

**User Response:** Based on the specific error condition encountered, enter '1' if you want to disregard the error(s) and save the DCSS or enter '0' to discard the DCSS.

## 299E Insufficient storage to complete update

**Explanation:** The update is being performed in storage but there is insufficient storage to insert the next update line.

**System Action:** RC = 41. Execution of the command is terminated. The system status remains the same.

**User Response:** Issue the command again, specifying NOSTOR on the

command line. This causes updates to be performed on disk.

**300E      Insufficient storage to begin update**

**Explanation:** An update is being performed in storage, but there is insufficient storage available to contain the entire input source file.

**System Action:** RC = 41.  
If the keyword STOR was specified on the command line, execution of the command terminates. The system status remains the same. If the keyword STOR was not specified, the update continues and is performed on disk. No RC = 41 is issued in this case.

**User Response:** If RC = 41, issue the command again, specifying NOSTOR in the command line. This causes updates to be performed on disk. Otherwise, no action is necessary.

**301E      SYSaaa not assigned for disk *fm***

**Explanation:** No ASSGN command was issued prior to the DLBL command associating the named DOS logical unit with a CMS disk.

**System Action:** RC = 36.  
Execution of the command is terminated. The definition does not take effect.

**User Response:** Issue an ASSGN command for each of the DOS logical units specified in the DLBL, and then reissue the DLBL command.

**302E      No SYSXXX operand  
          {entered|specified}**

**Explanation:** No SYSaaa operand was entered to associate the specified disk mode with a DOS logical unit, or in the case of DTFCP, the DEVADDR operand was missing from the DTFCP macro and

no SYSaaa was specified with the DLBL command. This message appears only if the user is in the CMS/DOS environment.

**System Action:** RC = 24.  
Execution of the command is terminated. The definition does not take effect.

**User Response:** Reissue the DLBL command specifying a DOS logical unit for each disk specified. In the case of DTFCP, specify a DEVADDR operand with the DTFCP macro and with the associated DLBL command.

**303E      No SYSXXX satisfies request**

**Explanation:** A request was made for LISTIO A or LISTIO UA, but no logical units satisfied the request.

**System Action:** RC = 28.  
Execution of the command is terminated. The system status remains the same, except when the EXEC option was specified and there was an existing \$LISTIO EXEC file. In this case, the \$LISTIO EXEC file is erased.

**User Response:** Ensure that the correct request has been made.

**304E      Invalid operand value *value***

**Explanation:** The value specified is not valid for one of the following reasons:

- It is larger than ten digits.
- It is a nonnumeric value.
- The number is greater than  $2^{31}-1$  for track numbers.
- The number is greater than 999999 for BUFSP size.

This message is also displayed if a null line is entered as the first specification for the EXTENT option of the DLBL command.

**System Action:** RC = 24.



Execution of the command is terminated. The definition does not take effect.

**User Response:** Reissue the command, specifying the appropriate values for all entries.

No new definition for the data set is created. If one already exists, it remains unchanged.

**User Response:** Either reissue the DLBL command using a valid disk mode, or issue "ASSGN SYSaaa IGN" followed by the original DLBL command using the DUMMY operand.

**304I Update processing will be done using disk**

**Explanation:** An update is being performed in storage, and there is insufficient storage available to contain the entire input source file. The keyword STOR was not specified on the command line. The update processing continues with the update being performed on disk.

**System Action:** The updating process continues.

**User Response:** None.

**307E Catalog DDNAME *ddname* not found**

**Explanation:** The user catalog 'ddname' referenced by the CAT option has not been defined by a previous DLBL command.

**System Action:** RC = 24.  
Execution of the command is terminated. The definition does not take effect.

**User Response:** Reissue the command, specifying the CAT option with a previously defined ddname, or issue a DLBL command for the user catalog ddname and then reissue the DLBL command for the subject data set.

**305E Incomplete extent range**

**Explanation:** Only the starting relative track number was specified for an extent range. The number of tracks must also be specified.

**System Action:** RC = 24.  
Execution of the command is terminated. The definition does not take effect.

**User Response:** Reissue the command with the proper extent specifications including the number of tracks.

**308E *mode* disk in [non-]CMS format--invalid for [non-]CMS dataset**

**Explanation:** The user has specified a CMS fileid ("CMS fn ft") but references a disk that is in non-CMS (for example, OS or DOS) format. Or the user has specified a non-CMS fileid ("DSN datasetname") but references a CMS disk. The references to disk include not only the disk mode in the command line but also the mode in MULT and EXTENT specifications. This message is also issued if the user specifies CMS for file identification but uses one of the VSAM options (for example, CAT or BUFSP) with it.

**System Action:** RC = 24.  
The command is terminated with no change to the current definition of

**306E SYSaaa not assigned for IGNORE**

**Explanation:** When the DUMMY operand is used for a data set, the logical unit address must have been assigned with the IGN operand before the DLBL command was issued.

**System Action:** RC = 36.

DLBL since the new definition does not take effect.

**User Response:** Reissue the command with a disk mode appropriate for the data set.

**309W CMSBATCH command ignored--it is only valid when the NOSPROF parameter was specified on the IPL command**

**Explanation:** The CMSBATCH command was entered at the initial VM READ and the NOSPROF parameter was not specified on the IPL command.

**System Action:** The command is ignored, and not stacked for execution.

**User Response:** To initialize a batch machine:

Reissue the IPL command with the BATCH parameter, or

Reissue the IPL command with the NOSPROF parameter, then repeat the original command at the VM READ.

**310R Installation segment name =**

**Explanation:** During CMS nucleus generation, you can name the Installation Discontiguous Shared Segment or accept the default name.

**System Action:** The system waits for a response.

**User Response:** Enter a valid Installation Segment name using one to eight alphanumeric characters or press enter to accept the default name.

**311W No system name specified; system not saved**

**Explanation:** The user specified the SAVESYS parameter, but did not specify a name to save the system as.

**System Action:** Initialization will continue, but the system will not be saved.

**User Response:** If you really want to save the system, reissue the IPL command, and specify a system name with the SAVESYS parameter.

**312W Language not generated - no text decks specified in control file *fn ft fm***

**Explanation:** No DCSS is built since the LANGGEN control file does not contain any text decks. (A control file can contain just comments, but that will not help to generate a language.)

**System Action:** RC = 0.  
Execution of LANGGEN completes, but no DCSS is built or no CP repository is saved.

**User Response:** Specify at least one text deck in the LANGGEN control file.

**313W SYSPROF EXEC not found; notify system administrator**

**Explanation:** The SYSPROF EXEC file was not found. Initialization is completed by DMSINS instead.

**System Action:** CMS is operational, but the SYSPROF EXEC has not been executed.

**User Response:** Notify the system administrator to place SYSPROF EXEC in a DCSS, or on the S-disk or its extension.

# DMS

## 314W Automatic re-IPL by CP *message*

**Explanation:** *message* is one of the following:

- ; no information available

**Explanation:** The virtual machine entered CP and was automatically re-IPLed. An error occurred while retrieving restart information from CP, so the exact cause of entry into CP is not available.

- due to translation exception while in non-EC mode

**Explanation:** The user has entered CP because of a translation exception while in non-EC mode. Probable CP error.

- due to a paging error

**Explanation:** An I/O error occurred during paging which caused the virtual machine to enter CP. Probable hardware error.

- due to external interrupt loop; PSW *psw*

**Explanation:** The user's virtual machine external new PSW is enabled for an interrupt condition that will not be cleared upon acceptance. It is possible to receive an interrupt condition from the CPU Timer and the TOD Clock Comparator that produces this loop.

- ; *name-shared page hexloc* altered

**Explanation:** The named system was altered by the virtual machine. Hexloc is the first changed page detected by the control program. The changed page was returned to free storage. An attempt to issue BEGIN failed, so the CMS system was automatically re-IPLed.

- due to disabled wait; PSW *psw*

**Explanation:** User has been automatically re-IPLed by CP after the virtual machine loaded a disabled wait PSW, identified by *psw*.

- due to program interrupt loop; PSW *psw*

**Explanation:** A program interrupt occurred at the address specified in the virtual program new PSW while the virtual machine was in basic control mode.

**System Action:** User is automatically re-IPLed by CP.

**User Response:** None.

## 315W Conflicting parameters specified; all parameters have been ignored

**Explanation:** The user has coded another CMS parameter on the IPL command along with the SAVESYS parameter.

**System Action:** All parameters are ignored.

**User Response:** If the user wants to save the system, reissue the IPL command with the SAVESYS parameter only.

## 320I Maximum number of disk entries recorded

**Explanation:** The maximum number of disks have been specified for a multivolume VSAM data set. The system (S) disk cannot be a user disk.

**System Action:** Execution of the command is terminated and the data set definition is stored.

**User Response:** None.

**321I      Maximum number of extents  
recorded**

**Explanation:** Sixteen (16) extents have been specified for a VSAM data set. This is the maximum number of data set extents allowed.

**System Action:** Execution of the command is terminated successfully and the data set definition is stored, including the 16-extent specification.

**User Response:** None.

**322I      DDNAME *ddname* not found; no  
CLEAR executed**

**Explanation:** No previous definition for 'ddname' had been specified. This includes the condition of a DLBL IJSYSUC CLEAR with no previous job catalog ddname (IJSYSUC) defined.

**System Action:** Execution of the command is terminated. All definitions remain unchanged.

**User Response:** If the ddname was entered incorrectly, reissue the command with the correct ddname.

**323I      {Job|Master|LABELDEF's|  
FILEDEF's} catalog DLBL cleared**

**Explanation:** The DLBL for the catalog referred to has been cleared and is no longer active.

**System Action:** If the JOB catalog is cleared, all other definitions formerly flagged as using the JOB catalog are no longer flagged as such. The message can be the result of a DLBL \* CLEAR rather than a DLBL IJSYSUC CLEAR or DLBL IJSYSCT CLEAR, when the PERM option is not used when defining the catalogs.

**User Response:** None.

**324I      No user defined  
{DLBL|MULT|EXTENT|FILEDEF|  
LABELDEF}s in effect**

**Explanation:** No definition is in effect for the requested DLBLs, FILEDEFs, or LABELDEFs.

**System Action:** No further action occurs. The system is terminated.

**User Response:** None.

**325W      IDUMP for *jobname* terminated  
due to error on 00E**

**Explanation:** This message is issued as a result of a non-zero return code from the PRINTL macro. Preceding this message, a system message was issued describing the nature of the problem.

**System Action:** IDUMP is terminated at the time that the error is encountered on 00E. Control is returned to caller's next sequential instruction with a return code of 4 in register 15.

**User Response:** Refer to the previous error message issued and take appropriate action.

**326E      Illegal SVC *svc* (HEX *xx*) called  
from *vstor***

**Explanation:** STXIT AB macro was issued while you were in abnormal task termination routine. It can only be issued from your main program.

**System Action:** Your program is terminated.

**User Response:** Remove the STXIT AB macro from your termination routine and assemble your program again.

**327I The installation DCSS could not be loaded**

**Explanation:** The INSTSEG value specified on the IPL command is invalid.

**System Action:** The IPL command executes, but the Installation DCSS is not accessed for this CMS session.

**User Response:** Check the name and location of the Installation DCSS. If it is located lower than your virtual machine size, redefine your virtual storage to a value below or equal to the Installation DCSS. Re-issue the IPL command.

**327W INSTSEG value omitted; no shared EXECs loaded**

**Explanation:** The INSTSEG value on the IPL command was missing. The Installation DCSS (Discontiguous Shared Segment) is not accessed for this CMS session.

**System Action:** The IPL command executes, but the Installation DCSS is not accessed for this CMS session.

**User Response:** Check the name of the Installation DCSS and re-IPL.

**328E Control file not specified**

**Explanation:** A control file was not specified on the VMFNLS command. This control file must be specified, since it is used to apply updates to the source file before text is generated.

**System Action:** RC = 24. Processing of the VMFNLS command stops.

**User Response:** Specify a control file when you invoke the VMFNLS command.

Refer to the *VM/SP Installation Guide* for more information on VMFNLS.

**329W Warning: APL/TEXT option not in effect.**

**Explanation:** APL or TEXT characters were received from the terminal but SET APL and SET TEXT were off.

**System Action:** Any compound characters are replaced by blanks.

**User Response:** SET APL or TEXT ON.

**330R Enter volume specifications:**

**Explanation:** The system expects you to enter the VSAM data set volume specifications because you specified the MULT option.

**System Action:** Execution of the command waits until you respond to the specification request. If a null line is the first response, an error message (DMSDLB048E) is displayed and the DLBL command has no effect.

Otherwise, a null response after one or more lines of data signifies the end of the specifications.

**User Response:** Enter data set volume specifications either on one line separated by commas or on separate lines. The final comma at the end of the line is optional and may be omitted. You must enter the filemode and, in the DOS environment, the DOS logical unit associated with that disk. Do not repeat the filemode specified in the command line.

**331R Enter extent specifications:**

**Explanation:** The system expects you to enter the VSAM data set extents because you specified the EXTENT option with the DLBL command.

**System Action:** Execution of the command waits until you respond to the specification request. If a null line is the first response, an error message

(DMSDLB304E) is displayed and the DLBL command has no effect. Otherwise, a null line means the end of the specifications.

**User Response:** Enter dataset extent specifications on the same line separated by commas or on separate lines with or without commas. You must enter the starting relative track number, number of tracks, filemode and, if in DOS environment, the DOS logical unit associated with that filemode. The extents must be in ascending order for each volume grouping in order for the command to execute properly.

**332E No user additions were loaded**

**Explanation:** The SET LANGUAGE command was issued with the "ADD *applid* USER" option specified. However, no user message text file, user parser, or user synonym table was found.

**System Action:** RC = 28.  
No user information was loaded. The system status remains the same.

**User Response:** Make sure that the filenames and filetypes of your user addition files are correct. The filename should be *applid* concatenated with UME, UPA or USY. The filetype should be TXT concatenated with the current *langid*.

**332I No user additions were loaded**

**Explanation:** The SET LANGUAGE command was issued with the "ADD *applid* SYSTEM" option specified. However, no user message text file, user parser, or user synonym table was found.

**System Action:** No user information was loaded. However, system information was found and loaded.

**User Response:** If user information was supposed to be loaded, make sure that the filenames and filetypes of the user addition files are correct. The filename should be *applid* concatenated with UME, UPA or USY. The filetype should be TXT concatenated with the current *langid*.

**333E nnnnnK partition too large for this virtual machine**

**Explanation:** The specified number of bytes exceeds the size of the largest partition possible with this virtual machine.

**System Action:** RC = 24.  
Execution of the command is terminated. The system status remains the same. The old DOS partition size remains unchanged.

**User Response:** Specify a smaller value. If the partition size is not an important factor in this particular session, issue SET DOSPART OFF and allow the system to compute its own partition size.

**334E No system information or user additions were found for application *applid***

**Explanation:** The application specified by *applid* on the SET LANGUAGE command does not have a language segment in the language DCSS, and there are no user addition files with *applid* as the first three characters of the filename. The ADD and ALL options must have been specified for this error to occur.

**System Action:** RC = 28.  
The addition of the application LANGBLK stops. No system information or user additions for this application are added.

**User Response:** If the *applid* was entered incorrectly, then reissue the

command with the correct applid.  
Otherwise, the application does not use the NLS support provided by CMS.

You can make user additions to the parser, synonym, and message tables without SYSTEM information. Rename the text files containing the system information and load them as user additions.

**346E Error [nn] loading {fn ft|user fn} from disk**

**Explanation:** The TEXT file specified in a *modname* caused an error while trying to LOAD it into user virtual storage. For SET LANGUAGE, an error occurred while attempting to load a user addition to the parser or message repository.

**System Action:** RC=6.  
None.

For SET LANGUAGE, RC=32.  
The file is not loaded, but all other program execution continues.

**User Response:** Fix the TEXT file so that it does not cause a loading error and reissue the command.

For SET LANGUAGE, depending on the error code indicated, you can try to correct the error encountered during the LOAD.

**347E Error nn loading library libname**

**Explanation:** A return code of 'nn' was received from DIAGNOSE code X'74' when trying to load the Named System into user virtual storage.

**System Action:** RC=100 + 'nn'  
None.

**User Response:** The action taken depends on 'nn' as follows:

**Code Meaning**

- 04 The 'libname' specified does not exist. Reissue the the command with a valid 'libname'.
- 08 The 'libname' is currently active on a real 3800. DRAIN the 3800 and reissue the command.
- 12 The library containing the volid is CP-owned. Consult your system programmer for an explanation.
- 16 The library containing the volid is not currently mounted. Have the operator mount the volume. Then reissue the command.
- 24 A paging error occurred. Consult your system programmer.

**348E Error nn saving library libname**

**Explanation:** A return code of 'nn' was received from DIAGNOSE code X'74' when trying to save the new version of the named system from user virtual storage.

**System Action:** RC=200 + 'nn'  
None.

**User Response:** The action taken depends on 'nn' as follows:

**Code Meaning**

- 04 The 'libname' specified does not exist. Reissue the command with a valid 'libname'.
- 08 The 'libname' is currently active on a real 3800. DRAIN the 3800 and then reissue the command.
- 12 The library containing the volid is CP-owned. Consult your system programmer for an explanation.

- 16 The library containing the volid is not currently mounted. Have the operator mount the volume. Then reissue the command.
- 20 The space allocated by the installation for 'libname' is not large enough to accommodate its new size after processing by this command. Either use the DEL function to delete some modnames or have the installation allocate a larger area for 'libname'. Then reissue the command.
- 24 A paging error occurred. Consult the system programmer.

**349E Invalid library *libname***

**Explanation:** The first directory entry in 'libname' was not the name of the library itself. The named system was improperly formatted on the DASD.

**System Action:** None.

**User Response:** The named system had either not been created before or was destroyed since it was last modified. Use the GEN function to create a new library called 'libname' and then build it using the ADD function.

**350E Module is marked Not Executable**

**Explanation:** The module was marked not executable by the linkage editor, but an attempt was made to execute the program.

**System Action:** RC=4 or Abend code = 15A.  
Execution of the program is terminated. (Abend code = 15A for LINK, ATTACH, or XCTL; RC = 4 for OSRUN.)

**User Response:** Link edit an executable version of the program and re-execute the job stream or reissue the OSRUN command.

**351E Module is marked Only Loadable**

**Explanation:** The module was marked only loadable by the linkage editor, but an attempt was made to execute the program.

**System Action:** RC = 12 or Abend code = 15A.  
Execution of the program terminates. (Abend code = 15A for LINK, ATTACH, or XCTL; RC = 12 for OSRUN.)

**User Response:** Make sure that the name is correct. If so, determine why the program was made only loadable by the linkage editor. Link edit, an executable version of the program and re-execute the job stream or reissue the OSRUN command.

**352E Invalid SETPRT data in file *fn ft***

**Explanation:** The SETPRT module represented by 'fn ft' does not contain valid SETPRT information.

**System Action:** All output to the virtual 3800 has been performed until invalid SETPRT module was encountered.

**User Response:** Find out why the particular module caused the above error. Most likely, the module in question was not created with the CMS GENIMAGE command. In any case, close the virtual 3800 with the PURGE option. Either use a different module or fix the module that caused the error and reissue the SETPRT command.

**353E No previous HELP command has been entered. Please enter HELP MOREHELP for information on the MOREHELP command.**

**Explanation:** The user entered the MOREHELP command and a HELP command had not been previously entered.



**System Action:** RC = 4.  
Processing is terminated.

**User Response:** The user should enter the HELP command desired.

**354E RELATED information is not available for the last HELP command entered**

**Explanation:** The user entered the MOREHELP command with the RELATED option specified, and there is not a RELATED section in the HELP file.

**System Action:** RC = 32.  
Processing is terminated.

**User Response:** None.

**355I For related information on this subject, enter MOREHELP (RELATED).**

**Explanation:** A section of a HELP file other than RELATED was displayed and a RELATED section exists within that file.

**System Action:** RC = 0.  
None.

**User Response:** If the user wants to display the related section of the file, the specified command should be entered.

**356I For more detail on this subject, enter MOREHELP.**

**Explanation:** A BRIEF section of a HELP file was displayed and there is more detail available.

**System Action:** RC = 0.  
None.

**User Response:** If the user wants more detail, the specified command should be entered.

**360E Invalid response response**

**Explanation:** After prompting you for information, VSAMGEN/SAMGEN determined that your reply was invalid, either because you did not enter one of the choices given you in the prompting message or because you entered a value not valid for the entry being processed (that is, the storage location of the named system).

If the message is issued after the storage location value is entered, the value violates one of the following rules:

- Must be a valid hexadecimal value.
- Must be less than 16 megabytes.
- Must be greater than X'20000'.

For DCSSGEN, the Installation segment name you entered contains blanks.

For ITASK, when asked if you wanted the HELP files uppercased, your response was not YES, NO, or a suitable abbreviation.

**System Action:** RC = 24.

If this is the first time this message is issued for this prompt, VSAMGEN reads from the terminal after issuing the message, thereby giving you another chance to enter the correct information. If it is issued for the second time for the same prompt, VSAMGEN terminates, and the system returns to the CMS command environment.

For DCSSGEN, the system reissues DMSINI310R.

**User Response:** If it is the first time the message is issued, reexamine the prompting message and enter the correct information. If it is the second time the message is issued for this prompt, VSAMGEN has terminated, so you must restart the VSAMGEN EXEC. If the message is from SAMGEN, the EXEC must be restarted.

For ITASK, reply YES or NO to the prompt when it is repeated.

**361E** Disk mode[(*vdev*)] is not a {CMS|DOS} disk

**Explanation:** VSAMGEN requires that the A-disk be a read/write CMS disk, and that the disk you specified as containing the DOS SRL be a DOS disk. For DMSUPD the OUTMODE option on the UPDATE command specified a filemode that was not a read/write CMS disk.

**System Action:** RC = 36.  
VSAMGEN has terminated. The system returns to CMS command mode. For DMSUPD the UPDATE command is terminated.

**User Response:** If the message concerns the CMS A-disk, access a CMS disk in read/write mode as the A-disk and reissue VSAMGEN. If the message concerns the DOS disk, either access the DOS disk and use that mode letter to answer the prompt during the next VSAMGEN attempt, or enter the correct mode of the DOS disk containing the DOS SRL during the next VSAMGEN attempt.

For DMSUPD, reinvoke the UPDATE command specifying a filemode of a CMS disk in read/write mode. Alternatively, the 'OUTMODE' option can be eliminated allowing UPDATE to choose the filemode of the output files. Reference the UPDATE command for more details.

**362E** Invalid storage protect key *key*

**Explanation:** The storage protect key specified was not decimal, 0 to 15.

**System Action:** RC = 24.  
Execution of the command is terminated. The system status remains the same.

**User Response:** Reissue the command, specifying a valid storage protect key.

**362I** LINK-EDITING *sysname* ...

**Explanation:** VSAMGEN is in the process of link-editing the modules that make up the named system in order to create a CMS DOSLIB file with the same name.

**System Action:** None.

**User Response:** None.

**363E** Invalid starting address *vstor*

**Explanation:** The start address specified in the command line is not a hexadecimal address within the load range of the specified system.

**System Action:** RC = 24.  
Execution of the command is terminated. The system status remains the same.

**User Response:** Reissue the command with a valid starting address.

**363I** *sysname* DOSLIB created on A-disk

**Explanation:** VSAMGEN creates a CMS DOSLIB file from the object modules that make up the named system.

**System Action:** None.

**User Response:** None.

**363R** Enter location where *sysname* will be loaded and saved:

**Explanation:** VSAMGEN/SAMGEN requires a hexadecimal address for fetching the VSAM and/or Access Method Services systems into storage so that the systems can be saved on a CP volume.

**System Action:** VSAMGEN/SAMGEN issues a read to the terminal and waits for your response.

**User Response:** Enter the hexadecimal address corresponding to the starting relative page number in the SYSPGNUM field of the NAMESYS macro entered in the DMKSNT module for the named system.

**364E VM storage not large enough to contain system loading at *vstor1* to *vstor2***

**Explanation:** The virtual machine's storage must be large enough to allow SSK instructions to be issued for the complete load range of the saved system.

**System Action:** RC=24.  
Execution of the command is terminated. The system status remains the same.

**User Response:** Use the CP command DEFINE to redefine the virtual machine's storage to a value large enough to contain the saved system, and IPL CMS again.

**364I FETCHING sysname...**

**Explanation:** VSAMGEN is in the process of fetching the phases that make up the named system from the CMS DOSLIB file of the same name. The phases are fetched into storage in order to be saved (written) on a CP volume.

**System Action:** None.

**User Response:** None.

**364R ENTER 'CMSVSAM', 'CMSAMS' OR BOTH FOR GENERATION OF NEW SYSTEM(S)**

**Explanation:** The message gives you the choice of regenerating either one or both of the named systems.

**System Action:** VSAMGEN issues a read to the terminal and waits for your response.

**User Response:** Enter a valid response.

**365E System name not specified**

**Explanation:** The system name was not included in the command line.

**System Action:** RC=24.  
Execution of the command is terminated. The system status remains the same.

**User Response:** Reissue the command with a valid system name.

**365I System sysname saved**

**Explanation:** VSAMGEN/SAMGEN saves the named system on a CP volume for subsequent use by user programs.

**System Action:** None.

**User Response:** None.

**365R One or more of the text files listed in the *fn* EXEC are missing. The VSAM PP PID tape should be on tape drive 181. Enter GO if tape drive is ready to LOADFILE or QUIT.**

**Explanation:** VSAMGEN has detected one or more of the VSAM files necessary to generate VSAM/AMS is missing. VSAMGEN expects the VSAM PP tape to be mounted on drive 181.

**System Action:** None.

- User Response:** Enter the appropriate response.
- 366I**      **Starting to read PTF decks from reader...**
- Explanation:** VSAMGEN is starting the 'UPDATE' procedure, during which the user is prompted for the names of the PTF decks to be applied to the new system.
- System Action:** None.
- User Response:** None.
- 366R**      **Enter name of system to be saved:**
- Explanation:** VSAMGEN has link-edited the VSAM or Access Method Services system and fetched it into virtual storage and is about to issue the CP SAVESYS command for that system. For SAMGEN, the simulated VSE/AF SAM modules have been fetched into storage and SAMGEN is about to issue the CP SAVESYS command for the CMSBAM DCSS.
- System Action:** The system waits for a response.
- User Response:** Enter the name of the system to be saved.
- 367I**      *module* **TEXT written on A-disk**
- Explanation:** If the message was issued by DMSVGN, VSAMGEN has read a reader file and written it on the CMS disk with the given name. The file is used in creating a new named system.
- If the message was issued by DMSVDP, DMSVDP (called from VSAMGEN EXEC) has read the named replacement module from the DOS/VS PTF tape and has written it on the user's A-disk for subsequent application in the new
- VSAM or Access Method Services system.
- System Action:** None.
- User Response:** None.
- 367R**      **Enter tape {input|output} DDNAMEs:**
- Explanation:** You must supply the ddname of the tape input or output data sets to be used in the Access Method Services jobstream. The ddname in each case must match the "ddname" operand in the Access Method Services control statement being executed (EXPORT, IMPORT, or REPRO).
- System Action:** The system waits for a response.
- User Response:** Enter the ddname of the tape input or output data sets to be used.
- 368I**      *nn* **modules have been restored**
- Explanation:** VMFDOS issues this informational message to indicate to the user the number of modules created on disk from a VSE/AF distribution tape.
- System Action:** None.
- User Response:** None.
- 368R**      **Erase sysname DOSLIB? (Enter YES or NO)**
- Explanation:** The CMS DOSLIB file created during execution of the VSAMGEN EXEC (see message DMSVGN363I) can be erased at this time. This message prompts you to indicate whether or not you want the file erased.
- System Action:** The system waits for a response.

**User Response:** Enter either "yes" or "no." Only the "yes" response will erase the file.

**370R      ENTER 'GO' IF SAVED SYSTEM IS TO BE CREATED, OTHERWISE ENTER 'QUIT'**

**Explanation:** The VSAMGEN EXEC has created the specified DOSLIB as stated in message DMSVGN363I and now requires whether it is to continue processing the DOSLIB or is to be terminated.

**System Action:** The system waits for a response.

**User Response:** If you desire to temporarily halt the creation of the saved system, enter 'QUIT'; if 'GO' is entered, the saved system will be built.

**371R      sysname IS LOADED, IF ZAPS ARE TO BE APPLIED GO 'CP' MODE, APPLY THE ZAPS AND THEN REPLY 'GO'.**

**Explanation:** It is possible at this point to apply ZAPs to the loaded system by entering CP mode. All text is now in storage and the DISPLAY and STORE commands may be used to make changes.

**System Action:** VSAMGEN issues a read to the terminal and waits for a response.

**User Response:** If ZAPs are desired, enter CP mode. Make the desired changes, return to CMS READ via BEGIN command. Enter null line to cause the VSAMGEN to continue.

**372E      Invalid EXPAND control card**

**Explanation:** An EXPAND control record was not in the correct format due to one of the following:

- The first word on the record was not 'EXPAND'
- The user did not format the CSECT names and expansion sizes properly.

**System Action:** RC = 32.  
The system displays the invalid record and stops the command immediately. The system status stays the same.

**User Response:** Fix the control record and reissue the command.

**373E      Control section *csect* does not exist**

**Explanation:** The name that the CSECT option specified for the EXPAND command or the name on the EXPAND control card is not the name of a control section in the text file that is being expanded.

**System Action:** RC = 32  
The system stops executing the command. System status stays the same.

**User Response:** Check the spelling of the name that you specified. Make sure it is the name of a label on a CSECT or START statement. Reissue the command.

**374W      Zero-length CSECT *csect* encountered**

**Explanation:** The control section that you specified has an ESD entry that specifies zero for the length, and a non-zero length is not specified on the END record.

**System Action:** RC = 4.  
The system sets the length to zero and processing continues.

**User Response:** Make sure that the specified control section is actually zero in length. If not, fix the problem and reissue the command.

**375I**      *nnnn* (HEX *xxxx*) bytes at an offset of *+xxxxxxx* into CSECT *csect* have been added

**Explanation:** The system successfully expanded the specified control section. The effective expansion length is in decimal and hexadecimal. The offset is in hexadecimal.

**System Action:** Processing continues.

**User Response:** None.

**376I**      **EXPAND processing complete**

**Explanation:** All EXPAND control records have been processed.

**System Action:** For the EXPAND command, control returns to CMS. For the ZAPTEXT command, the system processes any remaining ZAP control records.

**User Response:** None.

**382R**      **Enter number of tape files to be processed:**

**Explanation:** VSAMGEN must know how many PTF tape files to scan for the VSAM and Access Method Services replacement modules.

**System Action:** The system waits for a response.

**User Response:** Enter a decimal number showing the number of tape files to be processed starting with current tape position.

**383R**      **Apply *fn*? (Enter NO or EOB)**

**Explanation:** The user has requested selection of PTF replacement modules during VMFDOS execution.

**System Action:** The system waits for a response.

**User Response:** If you do not want to apply the PTF contained in the named file, enter "no." If you do want the file, indicate an EOB by pressing ENTER on a 3277 display terminal or RETURN on a 2741 terminal.

**384E**      **Missing modifier keyword(s)**

**Explanation:** One or more keywords were missing from the command according to the syntax definition on the invocation of this command. Modifier keywords are defined with the KW .n DLCS statement.

**System Action:** RC = 24.  
The command is not executed.

**User Response:** Add the missing keywords and issue the command again.

**385E**      **Invalid modifier keyword:**  
*keyword*

**Explanation:** Keyword *keyword* is invalid on the invocation of this command. Modifier keywords are defined with the KW .n DLCS statement.

**System Action:** RC = 24.  
The command is not executed.

**User Response:** Correct the invalid keyword and issue the command again.

# DMS

## 386E Missing operand(s)

**Explanation:** One or more operands were missing on the invocation of this command.

**System Action:** RC = 24.  
The command is not executed.

**User Response:** Add the proper operands and issue the command again.

## 387E Missing *valuetype* for operand operand

**Explanation:** The operand's associated value is missing on the invocation of this command.

**System Action:** RC = 24.  
The command is not executed.

**User Response:** Add the proper value and issue the command again.

## 388E Invalid keyword: *keyword*

**Explanation:** The keyword *keyword* is invalid on the invocation of this command.

**System Action:** RC = 24.  
The command is not executed.

**User Response:** Correct the invalid keyword and issue the command again.

## 389E Invalid *operandtype*: operand

**Explanation:** The operand is not valid on the invocation of this command.

**System Action:** RC = 24.  
The command is not executed.

**User Response:** Correct the operand and issue the command again.

## 390E Invalid *valuetype* value for operand operand

**Explanation:** The operand's associated value is invalid on the invocation of this command.

**System Action:** RC = 24.  
The command is not executed.

**User Response:** Correct the invalid value and issue the command again.

## 391E Unexpected operand(s): *operands*

**Explanation:** The operands *operands* should not appear where they do on the invocation of this command.

**System Action:** RC = 24.  
The command is not executed.

**User Response:** Remove the unexpected operands and issue the command again.

## 393E Missing *valuetype* for option option

**Explanation:** The option's associated value is missing on the invocation of this command.

**System Action:** RC = 24.  
The command is not executed.

**User Response:** Add the proper value and issue the command again.

## 394E Invalid option: *option*

**Explanation:** The option given on the invocation of this command is not valid.

**System Action:** RC = 24.  
The command is not executed.

**User Response:** Correct the option and issue the command again.

**395E Invalid *valuetype* value for option option**

**Explanation:** The option's associated value is invalid on the invocation of this command.

**System Action:** RC = 24.  
The command is not executed.

**User Response:** Correct the invalid value and issue the command again.

**396E Maximum number of command table entries exceeded**

**Explanation:** The maximum number of syntax entries in the command table is 268,345,455.

**System Action:** RC = 32.  
Conversion stops.

**User Response:** Decrease entries in the table by splitting into user and system tables or move them into additional application tables.

**397E User validation function *name* not found**

**Explanation:** The user validation function *name* is required to validate the syntax of the command issued, and it could not be found.

**System Action:** RC = 28.  
The command is not executed.

**User Response:** Be sure that the function is specified correctly in your DLCS file. NUCXLOAD the function to make it available, and then issue the command again.

**399E Too many tags or tag too long for *nickname* in *userid* NAMES file.**

**Explanation:** One of the following conditions has occurred.

- The information from the *userid* NAMES file that was stacked was truncated. The stack has a limit of 255 characters.
- While searching the NAMES file, an entry was encountered that contained more than 64 tags (overflowing the internal tag tables of the NAMEFIND command). This record was not processed correctly by NAMEFIND.

**System Action:** RC = 88.  
Processing is terminated.

**User Response:** Check the *nickname* entry in the *userid* NAMES file making sure that each tag value is a maximum of 255 characters long, and that the *:nick* entry contains a maximum of 64 tags.

**400S System *sysname* does not exist**

**Explanation:** The subject system has not been defined in the Control Program module DMKSNT.

**System Action:** For DMSVIB, CMS abends with abend code X'044'. For all other modules, RC = 44. Execution of the user program is terminated. The system returns to the state it was in before the start of the user program.

**User Response:** Contact the system programmer, who will generate the saved system for the correct system name.



**401S** VM size [(size)] cannot exceed  
 {sysname|segment} start address  
 {(vstor)|(hex address)}

**Explanation:** The user's virtual machine storage size as currently defined is of such a size that the named system (when loaded) would overlay part of the user's virtual storage. This could have occurred in one of the following ways:

1. The named system was saved below the user's current virtual machine size, or
2. The named system was saved at an appropriate address, but the user's current virtual machine storage size is so large that it would be partially overlaid by the named system.
3. The address for the saved segment should be higher than the end of the virtual machine address.

**System Action:** For DMSVIB, CMS abends with an abend code of X'104'. For DMSSET and DMSSFD, RC = 40. For all other modules, RC = 104.

Execution of the command is terminated. The system status remains the same.

**User Response:** Respond in one of the following ways:

1. Contact the system programmer, who must create a new copy of the named VSAM or Access Method Services system at an address that is high enough not to conflict with any virtual machine size permitted for VSAM users, or
2. Enter CP mode and define a smaller virtual machine storage size for this VSAM user so his virtual storage is not overlaid by the named system, and then reload (via IPL) CMS/DOS.
3. Define storage for the virtual machine less than the address of the segment.

**402W** DMSLBR not in CMSBAM  
 segment; ESERV support not  
 available

**Explanation:** The DMSLBR module, that simulates the macros necessary to run the ESERV program, could not be found.

**System Action:** System operation continues but support for ESERV command execution is not available.

**User Response:** If you require the use of the ESERV command, contact your system support personnel.

**403S** CMSBAM shared segment not  
 available; reload CMSDOS

**Explanation:** An OPEN has been issued for a file that resides on an FB-512 DASD, but the CMSBAM shared segment has not been generated.

**System Action:** The OPEN is canceled. System status remains the same.

**User Response:** The CMSBAM shared segment must be generated and saved with the VSAMPP EXEC and the SET DOS ON command reissued.

**404S** Logic module *fn* not found in  
 CMSBAM segment

**Explanation:** An OPEN has been issued for a file residing on an FB-512 DASD but the appropriate logic could not be located. This indicates that the CMSBAM shared segment has been generated incorrectly.

**System Action:** The OPEN is canceled. System status remains the same.

**User Response:** Have the system programmer examine the CMSBAM

linkage editor map for unresolved external references. The modules that are unresolved must be obtained from the DOS/VS PID tape and VSAMPP EXEC must be rerun to generate the CMSBAM shared segment.

**405E Invalid or missing message number**

**Explanation:** The message number was either not specified, was not numeric, or was greater than 9999.

For DMSWMS, the VMFMSGSGS EXEC was invoked incorrectly.

**System Action:** RC = 24.

**User Response:** Correct the command and retry.

For DMSWMS, you should not invoke the VMFMSGSGS EXEC, either as a command or from a user written program.

**407E Invalid unique ID *uniqueid***

**Explanation:** The uniqueid provided to PARSECMD is invalid.

**System Action:** RC = 24.  
The command is not executed.

**User Response:** The uniqueid is longer than 16 characters. Make sure it is not longer than 16 characters and issue the command again.

**408E Number of substitutions exceeds 20**

**Explanation:** There were too many substitutions specified; only 20 substitutions are permitted with XMITMSG.

**System Action:** RC = 24.

**User Response:** Correct the XMITMSG command and reissue it.

**409I Loading *fn ft to userid vdev***

**Explanation:** A named tape file is being loaded to the specified minidisk.

**System Action:** The SPLOAD program formats the minidisk if necessary, positions the tape, and loads the contents of the tape file to the indicated minidisk. The tape file location and destination are determined from the SPLOAD PROFILE.

**User Response:** None.

**410S Control program error indication *xxx***

**Explanation:** An unexpected error occurred while the Control Program was processing a request from CMS to find or load the specified saved system.

**System Action:** For DMSVIB, CMS abends with abend code X'177'. For other modules, RC = 177. In both cases, 177 is the actual error code from the Control Program, indicating that paging I/O errors have occurred. The QUERY SYSNAMES command displays the names of the saved segments for the CMS virtual machine. Any requested segment must have been saved via procedures documented in the *VM/SP Installation Guide*.

**User Response:** Contact the installation system programmer for assistance.

**411S {Input|Output} error code *nn* on *SYSaaa***

**Explanation:** An unrecoverable input or output error occurred while reading from or writing to SYSaaa. SYSaaa is the card reader, the printer, a tape drive, or the logical unit assigned to the

# DMS

specified OS- or DOS-formatted disk. The 'nn' code indicates the nature of the error; it may be one of the following:

## **CARD READER**

### **Code    Meaning**

3        An unknown error occurred.

## **PRINTER**

### **Code    Meaning**

1        A line was too long.  
5        An unknown error occurred.

## **TAPE INPUT AND OUTPUT**

### **Code    Meaning**

3        A permanent I/O error occurred.

## **DISK INPUT AND OUTPUT**

### **Code    Meaning**

2        A unit exception occurred.  
3        A wrong-length record was detected.  
13       A permanent I/O error occurred. (For disk output, this error could be caused by full disk space.)

**System Action:** RC = 100.  
Execution of the command is terminated.

**User Response:** Use the error code to determine and correct the possible cause of error.

## **412S        DOSGEN FAILED DUE TO SETKEY ERRORS**

**Explanation:** Errors occurred while trying to issue the SETKEY command to set storage keys.

**System Action:** RC = 100.

Execution of the command is terminated. The system status remains the same.

**User Response:** A message was issued by DMSSSK before this message was issued. Use the explanation and user action for the DMSSSK message to correct the error.

## **413S        Storage not initialized for VSAM processing**

**Explanation:** The program has issued a CDLOAD (SVC 65), but the DOS VSAM environment under CMS is not active. A CDLOAD requires VSAM storage initialization to have taken place, but this has not been done.

**System Action:** RC = 104.  
The job is terminated. The system status remains the same.

**User Response:** Issue the CMS command SET DOS ON with the VSAM option in order to initialize storage properly, and then reexecute the program.

## **414E        Execid execname exectype already in storage**

**Explanation:** The EXECLOAD command cannot be executed because an EXEC with the same execid is already storage resident.

**System Action:** RC = 1.

Execution of the EXECLOAD command is terminated. The system status remains the same.

**User Response:** Either EXECDROP the storage resident EXEC and reissue the EXECLOAD command or reissue the EXECLOAD command specifying the PUSH option.

**415E Invalid character *char* in execid  
*execname exectype***

**Explanation:** The execname or exectype of the execid contains an invalid character. The following characters are invalid: '=', '\*', '(', ')', and X'FF'.

**System Action:** RC = 20.

The execution of the command is terminated. The system status remains the same.

**User Response:** Correct the execid specified and reissue the command.

**415W Invalid character *char* in execid  
*execname exectype***

**Explanation:** The execname or exectype of the execid contains an invalid character. The following characters are invalid: '=', '\*', ')', '(', and X'FF'.

**System Action:** The EXEC is not loaded into the DCSS, the error is recorded in the DCSS 'dcssname DCSSMAP' file, and a prompt (DMS298R) is issued asking if you want to save the DCSS.

**User Response:** Correct the DCSSGEN load list entry that caused the error.

**416W There are no *execname exectype*  
{SYSTEM|[or]USER|[or]SHARED}  
EXECs storage resident.**

**Explanation:** The EXECDROP or EXECMAP command was issued and there were no EXECs of the specified category resident in storage.

**System Action:** RC = 28.

**User Response:** None.

**417E Only EXEC-2 and REXX EXECs  
are supported as storage resident  
EXECs**

**Explanation:** An EXECLOAD command was issued for an EXEC file that was not an EXEC 2 or System Product Interpreter EXEC.

**System Action:** RC = 4.

The EXEC file was not loaded and the command execution was terminated.

**User Response:** If this EXEC is to be storage resident, it must be converted to an EXEC 2 or System Product Interpreter EXEC.

**417W Only EXEC 2 and REXX EXECs  
are supported as storage resident  
EXECs**

**Explanation:** Only EXEC 2 and REXX EXECs can be loaded into the Installation Discontiguous Shared Segment (DCSS).

**System Action:** The EXEC is not loaded into the DCSS, the error is recorded in the DCSS 'dcssname DCSSMAP' file, and a prompt (DMS298R) is issued asking if you want to save the DCSS.

**User Response:** Correct the DCSSGEN load list entry that caused the error.

**418W Drop pending for *execname exectype***

**Explanation:** An EXECDROP command was issued for an EXEC file that is currently active.

**System Action:** RC = 4.

The EXEC will be dropped when the EXEC procedure completes.

**User Response:** None.

**419E**     *fn ft* has an error with quote/comment nesting. {A quote is|A comment is|*n* comments are} open at the end of the program.

**Explanation:** EXECUPDT was specified with the NOCOMMENTS option, and one or more unmatched quotes or comments were found in the EXEC. If the ETMODE option was specified with NOCOMMENTS and there is a quote error, there may be unpaired shift-in and shift-out characters.

**System Action:** RC = 100.  
Error message DMS671E is issued with RC = 8 from XEDIT. The EXEC is created, but the System Product Interpreter cannot use it because of the nesting error.

**User Response:** Correct the quotes and/or comments in the source file and reissue the command.

**420E**     NSL exit filename missing or invalid

**Explanation:** The filename specified for user-written, nonstandard label processing routine must be the name of a TEXT or MODULE file. No file could be found that had a filetype of TEXT or MODULE with the specified name.

**System Action:** RC = 24.  
The command or program is not executed.

**User Response:** Specify the name of a valid NSL exit routine and reissue the command.

**421E**     TAP*n(vdev)* HDR1 label missing for *fn*

**Explanation:** A tape specified as standard label does not have a HDR1 label. Filename is dtfname for CMS/DOS or ddname for OS simulation. The message will also occur for a tape

that has HDR1 labels but is not positioned correctly for input label processing.

**System Action:** The tape is positioned at the record that was read when the HDR1 was executed.

For CMS/DOS, message DMSTLM435R is issued.

For OS simulation, an OPEN error occurs.

The TAPEMAC and TAPPDS commands are terminated without reading any tape data.

The TAPESL macro returns an error code of 32.

**User Response:** Verify that the proper tape is mounted. Reply to message DMSTLM435R if issued. If the wrong tape is mounted, try again with the correct tape. If labels are not expected on the tape, respecify label type as BLP or LABOFF and try again.

**422E**     TAP*n(vdev)* positioned wrong for *fn*

**Explanation:** A tape was not positioned correctly for label processing to occur. For output tapes, an attempt was made to write a new label when the tape was not positioned at an existing HDR1 label or tapemark.

For CMS/DOS input tape, the message is issued when the file sequence number on the tape label is larger than the one specified in the LABELDEF command. The filename is the symbolic name in the DTFMT for the file.

For CMS, the filename is LABDEFid.

For OS simulation, the filename is ddname.

**System Action:** An OS file is not opened. A CMS/DOS job is cancelled

and the TAPESL macro gives an error return code of 32.

**User Response:** Be sure the tape is positioned properly and that the correct tape is mounted. If necessary, reposition the tape and then reissue the job or command.

**423I      TAP $n$ (*vdev*) position parameter ignored; output file will be written immediately after new VOL1 label**

**Explanation:** This message occurs when you respond to message DMSTLM433R by requesting that a new volume label be written on a tape. An OS simulation SL tape has been requested with a specified positional parameter indicating the file is not to be the first on the tape.

**System Action:** The positional parameter is ignored and the new label file is written immediately after the new VOL1 label.

**User Response:** None.

**424E      TAP $n$ (*vdev*) not positioned at EOF1 or EOVI label**

**Explanation:** The CMS TAPESL macro was issued with the function EIN but the tape was not positioned at an EOF1 or EOVI label.

**System Action:** No label is processed. The macro returns a code of 32 and the tape is left positioned to the same record it was positioned at when the macro was issued.

**User Response:** Space the tape so it is positioned at the EOF1 trailer label and reissue the macro or ignore the error if you do not want the tape trailer label processed.

**425R      TAP $n$ (*vdev*) block count error for *fn*;  
enter 1 (IGNORE) or 2 (CANCEL)**

**Explanation:** The block count in an EOF1 record does not match the number of blocks actually read. Filename is *dtfname* for CMS/DOS or *ddname* for OS simulation.

For OS simulation, the message is only issued when you do not have a block count exit routine specified in the DCB EXIT list.

For the TAPESL macro the message is issued only when you have not specified an error return (by the ERROR = parameter) that is different from the normal return.

**System Action:** The system waits for a reply.

**User Response:** Enter '1' to continue processing normally or '2' to cancel the job in CMS/DOS, or to cause an abend with code 500 in either OS simulation or when processing the CMS TAPESL macro.

**426R      TAP $n$ (*vdev*) unexpired file; enter 1 (IGNORE) or 2 (ERROR)**

**Explanation:** The system is trying to write over a HDR1 record on tape *vdev* that has an expiration date that has not yet expired.

**System Action:** The system waits for a response.

**User Response:** Enter '2' to cancel the job in CMS/DOS or to prevent the file from being opened in OS simulation. The reply '1' will cause CMS to disregard the expiration date and write over the existing record except when DISP MOD was specified for OS simulation. In this case, the tape will be positioned at the end of the file, ready to add new records.

## 427I TAPn(vdev) EOVI label read

**Explanation:** While processing trailer labels for an input tape file, an EOVI label was read instead of an EOF1 label.

**System Action:** Multivolume processing takes over.

**User Response:** No response is necessary. However, if you want to mount a new tape and continue reading the file, you must send a message to the operator requesting that a new tape be mounted. The data on the new tape must be processed as a new file by CMS.

428I TAPn(vdev) EOVI label written on *valid*

**Explanation:** End-of-tape was encountered while writing an output file on a tape with IBM standard labels under CMS/DOS or OS simulation. This message is also issued when TAPESL is used to write an EOVI label.

**System Action:** A tape mark and EOVI label are written after detecting the end-of-tape.

For CMS/DOS, the job is then cancelled and the tape is rewound and unloaded.

For OS simulation, the program abnormally terminates with a code 001 if you are using QSAM or if you use a CHECK macro in BSAM. If you are using BSAM with no CHECK macro, your program continues to try to write on the tape.

The tape is always rewound and unloaded after this message is issued.

**User Response:** The operator must mount a new tape to continue the file. If possible, reorganize the output data to fit on a single tape reel.

## 429I TAPn(vdev) EOT on output

**Explanation:** End-of-tape was encountered while the system was writing a tape file with CMS/DOS or OS simulation I/O macros. The tape file was not defined to have IBM standard labels.

If the type of label processing is BLP or NL, a tape mark is written after the last record. If the file has nonstandard labels and a user exit has been specified, control is transferred to this nonstandard label routine.

**System Action:** A tape mark is written after the last data record. If the file has nonstandard labels and a user exit has been specified, control is transferred to this nonstandard label routine. See message DMSTLM428I for a description of tape positioning and user program action when this message is issued.

**User Response:** The operator must mount a new tape to continue the file. If possible, the operator should reorganize the data so each file will fit on an individual tape.

In a user routine, the output file should be closed. This will cause a tape mark to be written whether the label processing is BLP, NL, or LABOFF. The tape mark after the last record will allow the file to be read without error.

430E TAPn(vdev) LABELDEF information missing for file *fn*

**Explanation:** Under CMS/DOS or CMS you must specify a LABELDEF statement for every labeled tape file. One was not found for DTFMT or labeldefid with the specified filename. The message may occur for OS simulation files if you have inadvertently cleared the FILEDEF or LABELDEF for the specified filename.

**System Action:** The job is canceled for CMS/DOS, the file is not opened for OS

simulation and the TAPESL macro returns an error code of 28.

**User Response:** Specify a LABELDEF statement for the file and execute the job again.

#### 431E TAPn(*vdev*) VOL1 label missing

**Explanation:** This message occurs when you request that a tape have its VOL1 label checked or displayed. The tape does not contain a VOL1 label as its first record.

**System Action:** RC = 32.  
The TAPE command is terminated.

For CMS/DOS input files or CMS TAPESL macro input, the command or program is not executed; an error code of 32 is returned.

For CMS/DOS output files, message DMSTLM435R is issued.

For CMS TAPESL macro output files, message DMSTLM433R is issued.

For OS simulation input files, message DMSTLM443R is issued.

For OS simulation output files, message DMSTLM446R is issued.

**User Response:** Be sure the operator has mounted the correct tape. Respond to any further messages that are issued. If necessary, reissue the command or program.

#### 432E TAPn(*vdev*) *valid* does not match LABELDEF *valid* (*valid*) for *fn*

**Explanation:** The volume serial number (*valid*) on a tape VOL1 label is not the same as the volume serial number specified on a LABELDEF or FILEDEF command. Filename is *dtfname* for CMS/DOS or *ddname* for OS simulation. The *valid* displayed in the

message is the one found on the tape label.

**System Action:** The TAPE command is terminated.

For CMS/DOS input files or CMS TAPESL macro input, the command or program is not executed; an error code of 32 is returned.

For CMS/DOS output files, message DMSTLM435R is issued.

For CMS TAPESL macro output files, message DMSTLM433R is issued.

For OS simulation input files, message DMSTLM443R is issued.

For OS simulation output files, message DMSTLM446R is issued.

**User Response:** Be sure the correct volume serial number is specified on the command. If it is, the correct tape was not mounted. Ask the operator to mount the proper tape. Reissue the command or program.

#### 433R Enter 1(*valid*) WRITE(*valid*) or 2 (REJECT)

**Explanation:** This message is issued when an output OPEN routine finds a tape that has a VOL1 *valid* that does not match the one specified or if an output tape has been specified as SL and no VOL1 label is on it. The message is issued only in situations where a DOS/VS or OS/VS operating system allows a VOL1 label to be written. It is never issued unless either message DMSTLM431E or DMSTLM432E is also issued.

**System Action:** The system waits for a reply.

**User Response:** You may enter '2' to reject the tape or rewrite the VOL1 label on the tape by entering '1' followed by a left parenthesis and, with



no intervening blanks, a one- to six-character volume serial number to be written in the label. No owner field may be specified. To write a VOL1 label with an owner field you must use the WVOL1 function on the TAPE command.

**434E**      **TAPn(vdev) input label error in field *fieldname*, file *fn***

**Explanation:** A field in a tape HDR1 label did not agree with the field specified on a LABELDEF command for the file. Filename is *dtfname* for CMS/DOS or *ddname* for OS simulation. '*fieldname*' identifies the field causing the error.

**System Action:** For CMS/DOS, message DMSTLM435R is issued.

CMS commands and TAPESL macro terminate without reading any tape data.

For OS simulation, the file is not opened.

**User Response:** Be sure the LABELDEF statement for the file is correct. If it is, the wrong tape may be mounted or it may be positioned at the wrong file. Reply to message DMSTLM435E if issued.

**435R**      **Enter 1 (IGNORE) or 2 (CANCEL)**

**Explanation:** This message is never issued alone. It always follows another CMS/DOS message that identifies a tape label error.

This message gives the CMS/DOS user the choice of ignoring a label processing error and continuing the job or cancelling it.

**System Action:** The system waits for a reply.

**User Response:** Enter '1' or '2'.

**436I**      **TAPn(vdev) missing user standard label for *ddname***

**Explanation:** This message is issued when the OS simulation user request SUL tape label processing on a FILEDEF command. The user also has a user exit in the DCB exit list for the file identified by *ddname*. However, the tape did not contain a user UHL or UTL label.

**System Action:** If a tape mark is read instead of the expected user standard label, the tape is positioned at the record immediately after the tape mark. Otherwise, the tape is backspaced so it is positioned at the record that was read when a user standard label was expected.

**User Response:** None, if the tape file was not expected to contain a user label. If one was expected, halt the program execution and be sure the correct tape is mounted.

**437I**      **TAPn(vdev) NSL routine returned error code *nnnnnn* for *fn***

**Explanation:** This message is issued when you execute a nonstandard tape label processing routine that returned a nonzero return code of '*nnnnnn*' in register 15. '*fn*' is the *ddname* for the file that caused the code for OS simulation; for the TAPEMAC and TAPPDS commands, it is the id parameter specified by the user.

**System Action:** The nonzero return code prevents an OS file from being opened or causes the TAPEMAC or TAPPDS commands to be terminated without processing any tape files.

**User Response:** Examine your NSL routine to be sure you wanted to return a nonzero code. If you did, then you probably have the wrong tape mounted or you anticipated this condition.

**438E      Valid *valid* is a duplicate entry**

**Explanation:** A duplicate VOLID was entered in response to message DMSLBD441R.

**System Action:** RC = 24.  
Execution of the command is terminated. The system status remains the same.

**User Response:** Reissue the command. Then enter the correct VOLID(s) after the system issues message DMSLBD441R.

**439E      Valid *valid* is an invalid entry**

**Explanation:** This message is issued for one of the following reasons:

- Your response to message DMSLBD441R contained an invalid character in the *valid*
- Your response to message DMSTLM433R or DMSTLM446R contained an invalid character in the first *valid* you specified, or the first *valid* is longer than six characters.

**System Action:** If the response was to DMSLBD441R, RC = 24.  
If the response was to DMSTLM433R or DMSTLM446R, RC = 32. Execution of the command is terminated. The system status remains the same.

**User Response:** Reissue the command. Then enter the correct *valid(s)* after the system issues message DMSTLM433R, DMSLBD441R or DMSTLM446R.

**440W      Merged text deck not created - no text decks were specified in control file *fn ft fm***

**Explanation:** The LANGMERG control file did not contain any records that identify language files.

**System Action:** RC = 4.

The text file is not produced.

**User Response:** Change the control file to include a language file identifier record as described under the LANGMERG command. (See the *VM System Facilities for Programming*.)

**441R      Enter VOLID information:**

**Explanation:** A LABELDEF command was entered with the VOLID ? operand. The command expects at least one (1) VOLID or a null line to be entered.

**System Action:** The system waits for a response.

**User Response:** Enter one (1) or more VOLID(s) of the tape(s) to be processed for the data set, or enter 'scratch' if scratch tapes are to be used and no VOLID checking is to be done at OPEN time. If one or more VOLID(s) is entered, the system continues to reprompt for more VOLID information until a null line is entered. If you initially respond to message 441R with a null line, it is treated as a VOLID of 'scratch'.

**442E      SCRATCH may only be used as the last valid for the file**

**Explanation:** The 'scratch' VOLID was not entered as the last VOLID for the file.

**System Action:** RC = 24.  
Execution of the command is terminated. The system status remains the same.

**User Response:** Reissue the LABELDEF command. Specify the VOLID of 'scratch' as the last VOLID entered for the file.

443R      **Enter 2 (REJECT) or 3 (NEWTAPE)**

**Explanation:** This message is issued when an input OPEN finds a tape that has a VOL1 VOLID that does not match the one specified. It is never issued unless message DMSTLM432E or DMSTLM431E is also issued.

**System Action:** The system waits for a reply.

**User Response:** Enter 2 (or REJECT) to reject the tape, or enter 3 (or NEWTAPE) to allow the mounting of the correct tape volume.

444E      **Volume *valid* is not a DOS SYSRES**

**Explanation:** The disk specified by the mode operand of the SET DOS ON command is not a VSE/AF system residence volume.

**System Action:** RC = 32. Execution of the command is terminated. The system status remains the same.

**User Response:** Reissue the command with the correct mode.

445W      **Invalid data in sequence field, bypassing sequence check**

**Explanation:** The sequence field on the file being loaded is not numeric.

**System Action:** The file continues to be loaded.

**User Response:** Check the file after it has been loaded for possible transmission errors.

446R      **Enter 1(*valid*) (WRITE(*valid*), 2 (REJECT), or 3 (NEWTAPE)**

**Explanation:** This message is issued when an output OPEN routine finds a tape that has a VOL1 VOLID that does not match the one specified or if an output tape has been specified as SL and no VOL1 label is on it. The message is issued only in situations where an OS/VS operating system allows a VOL1 label to be written or the correct tape volume to be mounted. It is never issued unless either message DMSTLM431E or DMSTLM432E is also issued.

**System Action:** The system waits for a reply.

**User Response:** Enter 2 (or 'REJECT') to reject the tape. Enter 1(*valid*) (or 'WRITE (*valid*)') to rewrite the VOL1 label on the tape. The '1' or 'WRITE' must be followed by a left parenthesis and, with no intervening blanks, a one to six character volume serial number to be written in the label. No owner field may be specified. To write a VOL1 label with an owner field, you must use the WVOL1 function on the TAPE command. Enter 3 (or 'NEWTAPE') to allow the mounting of the correct tape volume.

447E      **Invalid SYSPARM information.**

**Explanation:** The information specified with the SYSPARM option is invalid. It may have been misspelled, or it may be unacceptable or unrecognizable.

**System Action:** RC = 24. Execution of the command is terminated. System status remains the same.

**User Response:** Correct and reenter the command. Reviewing the relevant SYSPARM documentation may be required. If the problem persists, contact your system administrator.

**448E Country code code not in list**

**Explanation:** The source file name specified on the VMFNLS command contains a country code (*code*) that is not in the VMFNLS LANGLIST file.

**System Action:** RC = 28.  
Processing of the VMFNLS command stops.

**User Response:** Check the file name of the source file that you want to convert to text. The 7th character (and 8th character, if applicable) of this file name, which is a country code, must match an entry in the VMFNLS LANGLIST file. If this country code does not match, you must change the file name of the source file so it does match.

**449E Error 22 running *fn ft*, line *nn*:  
Invalid character string**

**Explanation:** A character string containing (1) unmatched shift-out (SO) and shift-in (SI) control characters or (2) an odd number of bytes between the shift-out (SO) and shift-in (SI) characters was scanned with OPTIONS ETMODE in effect.

**System Action:** RC = 20022.  
Execution stops.

**User Response:** Correct the invalid character string in the EXEC file.

**450E Error 5 running *fn ft*, line *nn*:  
Machine storage exhausted**

**Explanation:** While attempting to interpret a program, the System Product Interpreter was unable to get the space needed for its work areas and variables. This may have occurred because the program (such as the Editor) that invoked the System Product Interpreter has already used up most of the available storage itself, or because a

program that issued NUCXLOAD did not terminate properly, but instead, went into a loop.

**System Action:** RC = 20005.  
Execution stops.

**User Response:** Run the EXEC or macro on its own, or check a program issuing NUCXLOAD for a possible loop that has not terminated properly. More free storage may be obtained by releasing a disk (to recover the space used for the file directory) or deleting a nucleus extension. Alternatively, re-IPL CMS after defining a larger virtual storage size for the virtual machine.

**451E Error 3 running *fn ft*, line *nn*:  
Program is unreadable**

**Explanation:** The REXX program could not be read from the disk. This problem almost always occurs only when you are attempting to execute an EXEC or program from someone else's disk for which you have Read/Only access, while someone with Read/Write access to the disk has altered the program so that it no longer exists in the same place on the disk.

**System Action:** RC = 20003.  
Execution stops.

**User Response:** Reaccess the disk on which the EXEC or program resides.

**452E Error 4 running *fn ft*, line *nn*:  
Program interrupted**

**Explanation:** The system interrupted execution of your REXX program. Usually this is due to your issuing the 'HI' (halt interpretation) immediate command. Certain utility modules may force this condition if they detect a disastrous error condition.

**System Action:** RC = 20004.  
Execution stops.

**User Response:** If you issued an 'HI' command, continue as planned. Otherwise, look for a problem with a Utility Module called in your EXEC or macro.

**453E Error 6 running *fn ft*, line *nn*:  
Unmatched *"/\** or quote**

**Explanation:** The System Product Interpreter reached the end of the file (or the end of data in an INTERPRET statement) without finding the ending *"/\** for a comment or quote for a literal string.

**System Action:** RC = 20006.  
Execution stops.

**User Response:** Edit the EXEC and add the closing *"/\** or quote. You can also insert a TRACE SCAN statement at the top of your program and rerun it. The resulting output should show where the error exists.

**454E Error 7 running *fn ft*, line *nn*:  
WHEN or OTHERWISE expected**

**Explanation:** The System Product Interpreter expects a series of WHENs and an OTHERWISE within a SELECT statement. This message is issued when any other instruction is found. This situation is often caused by forgetting the DO and END instructions around the list of instructions following a WHEN. For example,

<u>WRONG</u>	<u>RIGHT</u>
Select	Select
When a=b then	When a=b then DO
Say 'A equals B'	Say 'A equals B'
exit	exit
Otherwise nop	end
end	Otherwise nop
	end

**System Action:** RC = 20007.  
Execution stops.

**User Response:** Make the necessary corrections.

**455E Error 8 running *fn ft*, line *nn*:  
Unexpected THEN or ELSE**

**Explanation:** The System Product Interpreter has found a THEN or an ELSE that does not match a corresponding IF clause. This situation is often caused by forgetting to put an END or DO END in the THEN part of a complex IF THEN ELSE construction. For example,

<u>WRONG</u>	<u>RIGHT</u>
If a=b then do;	If a=b then do;
Say EQUALS	Say EQUALS
exit	exit
else	end
Say NOT EQUALS	else
	Say NOT EQUALS

**System Action:** RC = 20008.  
Execution stops.

**User Response:** Make the necessary corrections.

**456E Error 9 running *fn ft*, line *nn*:  
Unexpected WHEN  
or OTHERWISE**

**Explanation:** The System Product Interpreter has found a WHEN or OTHERWISE instruction outside of a SELECT construction. You may have accidentally enclosed the instruction in a DO END construction by leaving off an END instruction, or you may have tried to branch to it with a SIGNAL statement (which cannot work because the SELECT is then terminated).

**System Action:** RC = 20009.  
Execution stops.

**User Response:** Make the necessary correction.

**457E Error 10 running *fn ft*, line *nn*:  
Unexpected or unmatched END**

**Explanation:** The System Product Interpreter has found more ENDS in your program than DOs or SELECTs, or the ENDS were placed so that they did not match the DOs or SELECTs.

This message can be caused if you try to signal into the middle of a loop. In this case, the END will be unexpected because the previous DO will not have been executed. Remember also, that SIGNAL terminates any current loops, so it can not be used to jump from one place inside a loop to another.

This message can also be caused if you place an END immediately after a THEN OR ELSE construction.

**System Action:** RC = 20010.  
Execution stops.

**User Response:** Make the necessary corrections. It may be helpful to use 'TRACE Scan' to show the structure of the program and make it more obvious where the error is. Putting the name of the control variable on ENDS which close repetitive loops can also help locate this kind of error.

**458E Error 11 running *fn ft*, line *nn*:  
Control stack full**

**Explanation:** This message is issued if you exceed the limit of 250 levels of nesting of control structures (DO-END, IF-THEN-ELSE, etc.)

This message could be caused by a looping INTERPRET instruction, such as:

```
line='INTERPRET line'
INTERPRET line
```

These lines would loop until they exceeded the nesting level limit and this message would be issued. Similarly, a

recursive subroutine that does not terminate correctly could loop until it causes this message.

**System Action:** RC = 20011.  
Execution stops.

**User Response:** Make the necessary corrections.

**459E Error 12 running *fn ft*, line *nn*:  
Clause > 500 characters**

**Explanation:** You have exceeded the limit of 500 characters for the length of the internal representation of a clause.

If the cause of this message is not obvious to you, it may be due to a missing quote, that has caused a number of lines to be included in one long string. In this case, the error probably occurred at the start of the data included in the clause traceback (flagged by '+++' on the console).

The internal representation of a clause does not include comments or multiple blanks that are outside of strings. Note also that any symbol ('name') gains two characters in length in the internal representation.

**System Action:** RC = 20012.  
Execution stops.

**User Response:** Make the necessary corrections.

**460E Error 13 running *fn ft*, line *nn*:  
Invalid character in data**

**Explanation:** The System Product Interpreter found an invalid character outside of a literal (quoted) string. Valid characters are:

```
A-Z a-z 0-9    (Alphameric)
@ # $ % . ? ! _ (Name Characters)
& * ( ) - + = ~ ' " ; : < , > /
                (Special Characters)
```

**System Action:** RC = 20013.  
Execution stops.

**User Response:** Make the necessary corrections.

**461E Error 14 running *fn ft*, line *nn*:  
Incomplete DO/SELECT/IF**

**Explanation:** The System Product Interpreter has reached the end of the file (or end of data for an INTERPRET instruction) and has found that there is a DO or SELECT without a matching END, or an IF that is not followed by a THEN clause.

**System Action:** RC = 20014.  
Execution stops.

**User Response:** Make the necessary corrections. You can use 'TRACE Scan' to show the structure of the program, thereby making it easier to find where the missing END should be. Putting the name of the control variable on ENDS that close repetitive loops can also help locate this kind of error.

**462E Error 15 running *fn ft*, line *nn*:  
Invalid hex constant**

**Explanation:** For the System Product Interpreter, hexadecimal constants may not have leading or trailing blanks and may have imbedded blanks at byte boundaries only. The following are all valid hexadecimal constants:

```
'13'X
'A3C2 1C34'X
'1DE8'X
```

You may have mistyped one of the digits, for example typing a letter o instead of a 0. This message can also be caused if you follow a string by the 1-character symbol "X" (the name of the variable 'X'), when the string is not intended to be taken as a hexadecimal specification. In this case, use the explicit concatenation operator ("||") to

concatenate the string to the value of the symbol.

**System Action:** RC = 20015.  
Execution stops.

**User Response:** Make the necessary corrections.

**463E Error 16 running *fn ft*, line *nn*:  
Label not found**

**Explanation:** The System Product Interpreter could not find the label specified by a SIGNAL instruction (or specified by a trap set to occur when a certain event occurred). You may have mistyped the label or forgotten to include it.

**System Action:** RC = 20016.  
Execution stops. The name of the missing label is included in the error traceback.

**User Response:** Make the necessary corrections.

**464E Error 21 running *fn ft*, line *nn*:  
Invalid data on end of clause**

**Explanation:** You have followed a clause, such as SELECT or NOP, by some data other than a comment.

**System Action:** RC = 20021.  
Execution stops.

**User Response:** Make the necessary corrections.

**465E Error 17 running *fn ft*, line *nn*:  
Unexpected PROCEDURE**

**Explanation:** The System Product Interpreter encountered a PROCEDURE instruction in an invalid position, either because no internal routines are active, or because a PROCEDURE instruction has already been encountered in the internal routine. This error can be

caused by “dropping through” to an internal routine, rather than invoking it with a CALL or a function call.

**System Action:** RC = 20017.  
Execution stops.

**User Response:** Make the necessary corrections.

**466E      Error 26 running *fn ft*, line *nn*:  
Invalid whole number**

**Explanation:** The System Product Interpreter found an expression in the NUMERIC instruction, a parsing positional pattern, or the right hand term of the exponentiation (\*\*\*) operator that did not evaluate to a whole number, or was greater than the limit, for these uses, of 999999999.

This message can also be issued if the return code passed back from an EXIT or RETURN instruction (when a REXX program is called as a command) is not a whole number or will not fit in a System/370 register. This error may be due to mistyping the name of a symbol so that is is not the name of a variable in the expression on any of these statements. This might be true, for example, if you typed “EXIT CR” instead of “EXIT RC.”

**System Action:** RC = 20026.  
Execution stops.

**User Response:** Make the necessary corrections.

**467E      Error 27 running *fn ft*, line *nn*:  
Invalid DO syntax**

**Explanation:** The System Product Interpreter found a syntax error in the DO instruction. You might have used BY or TO twice, or used BY, TO, or FOR when you didn’t specify a control variable.

**System Action:** RC = 20027.

Execution stops.

**User Response:** Make the necessary corrections.

**468E      Error 30 running *fn ft*, line *nn*:  
Name or string > 250 characters**

**Explanation:** The System Product Interpreter found a variable or a literal (quoted) string that is longer than the limit.

The limit for names is 250 characters, following any substitutions. A possible cause of this error is the use of a period (.) in a name, causing an unexpected substitution.

The limit for a literal string is 250 characters. This error can be caused by leaving off an ending quote (or putting a single quote in a string) because several clauses may be included in the string. For example, the string ‘don’t’ should be written as ‘don”t’ or “don’t”.

**System Action:** RC = 20030.  
Execution stops.

**User Response:** Make the necessary corrections.

**469E      Error 31 running *fn ft*, line *nn*:  
Name starts with numeric or “.”**

**Explanation:** The System Product Interpreter found a variable whose name begins with a numeric digit or a ‘.’. The REXX language rules do not allow you to assign a value to a variable whose name begins with a numeric digit or a period, because you could then redefine numeric constants which would be catastrophic.

**System Action:** RC = 20031.  
Execution stops.

**User Response:** Rename the variable correctly. It is best to start a variable



name with an alphabetic character, but some other characters are allowed.

**470E Error 34 running *fn ft*, line *nn*:  
Logical value not 0 or 1**

**Explanation:** The System Product Interpreter found an expression in an IF, WHEN, DO WHILE, or DO UNTIL phrase that did not result in a '0' or '1'. Any value operated on by a logical operator ( $\neg$ , |, &, or &&) must result in a '0' or '1'. For example, the phrase "If result then exit rc" will fail if Result has a value other than 0 or 1. Thus, the phrase would be better written as "If result  $\neg = 0$  | result  $\neg = 1$  then exit rc."

**System Action:** RC = 20034.  
Execution stops.

**User Response:** Make the necessary corrections.

**471E Error 35 running *fn ft*, line *nn*:  
Invalid expression**

**Explanation:** The System Product Interpreter found a grammatical error in an expression. You might have ended an expression with an operator, or had two adjacent operators with no data in between, or included special characters (such as operators) in an intended character expression without enclosing them in quotes. For example LISTFILE \* \* \* should be written as LISTFILE '\* \* \*' (if LISTFILE is not a variable), or even as 'LISTFILE \* \* \*'.

**System Action:** RC = 20035.  
Execution stops.

**User Response:** Make the necessary corrections.

**472E Error 36 running *fn ft*, line *nn*:  
Unmatched "(" in expression**

**Explanation:** The System Product Interpreter found an unmatched parenthesis within an expression. You will get this message if you include a single parenthesis in a command without enclosing it in quotes. For example, COPY A B C A B D (REP should be written as COPY A B C A B D ('REP.

**System Action:** RC = 20036.  
Execution stops.

**User Response:** Make the necessary corrections.

**473E Error 37 running *fn ft*, line *nn*:  
Unexpected "," or ")"**

**Explanation:** The System Product Interpreter found a comma (,) outside a routine invocation or too many right parentheses in an expression. You will get this message if you include a comma in a character expression without enclosing it in quotes. For example, the instruction:

Say Enter A, B, or C

should be written as:  
Say 'Enter A, B, or C'

**System Action:** RC = 20037.  
Execution stops.

**User Response:** Make the necessary corrections.

**474E Error 39 running *fn ft*, line *nn*:  
Evaluation stack overflow**

**Explanation:** The System Product Interpreter was not able to evaluate the expression because it is too complex (many nested parentheses, functions, etc.).

**System Action:** RC = 20039.

Execution stops.

**User Response:** Break up the expressions by assigning sub-expressions to temporary variables.

**475E Error 40 running *fn ft*, line *nn*:  
Incorrect call to routine**

**Explanation:** The System Product Interpreter encountered an incorrectly used call to a built-in or external routine. Some possible causes are:

- you passed invalid data (arguments) to the routine. This is the most common possible cause and is dependent on the actual routine. If a routine returns a non-zero return code, the System Product Interpreter issues this message and passes back its return code of 20040.
- the module invoked was not compatible with the System Product Interpreter.

If you were not trying to invoke a routine, then you may have a symbol or a string adjacent to a '(' when you meant it to be separated by a space or an operator. This causes it to be seen as a function call. For example, TIME(4 + 5) should probably be written as TIME\*(4 + 5).

**System Action:** RC = 20040.  
Execution stops.

**User Response:** Make the necessary corrections.

**476E Error 41 running *fn ft*, line *nn*:  
Bad arithmetic conversion**

**Explanation:** The System Product Interpreter found a term in an arithmetic expression that was not a valid number or that had an exponent outside the allowed range of -999999999 to +999999999.

You may have mistyped a variable name, or included an arithmetic operator in a character expression without putting it in quotes. For example, the command MSG \* Hi! should be written as 'MSG \* Hi!', otherwise the System Product Interpreter will try to multiply "MSG" by 'Hi!'.

**System Action:** RC = 20041.  
Execution stops.

**User Response:** Make the necessary corrections.

**477E Error 42 running *fn ft*, line *nn*:  
Arithmetic overflow/underflow**

**Explanation:** The System Product Interpreter encountered the result of an arithmetic operation that required an exponent greater than the limit of 9 digits (more than 999999999 or less than -999999999).

This error can occur during evaluation of an expression (often as a result of trying to divide a number by 0), or during the stepping of a DO loop control variable.

**System Action:** RC = 20042.  
Execution stops.

**User Response:** Make the necessary corrections.

**478E Error 43 running *fn ft*, line *nn*:  
Routine not found**

**Explanation:** The System Product Interpreter was unable to find a routine called in your program. You invoked a function within an expression, or in a subroutine invoked by CALL, but the specified label is not in the program, or is not the name of a built-in function, and CMS is unable to locate it externally.

The simplest, and probably most common, cause of this error is mistyping the name. Another possibility may be that one of the standard function packages is not available.

If you were not trying to invoke a routine, you may have put a symbol or string adjacent to a "(" when you meant it to be separated by a space or operator. The System Product Interpreter would see that as a function invocation. For example, the string 3(4+5) should be written as 3\*(4+5).

**System Action:** RC = 20043.  
Execution stops.

**User Response:** Make the necessary corrections.

**479E Error 44 running *fn ft*, line *nn*:  
Function did not return data**

**Explanation:** The System Product Interpreter invoked an external routine within an expression. The routine seemed to end without error, but it did not return data for use in the expression.

This may be due to specifying the name of a CMS module that is not intended for use as a System Product Interpreter function. It should be called as a command or subroutine.

**System Action:** RC = 20044.  
Execution stops.

**User Response:** Make the necessary corrections.

**480E Error 45 running *fn ft*, line *nn*: No  
data specified on function  
RETURN**

**Explanation:** A REXX program has been called as a function, but an attempt is being made to return (by a RETURN; instruction) without passing

back any data. Similarly, an internal routine, called as a function, must end with a RETURN statement specifying an expression.

**System Action:** RC = 20045.  
Execution stops.

**User Response:** Make the necessary corrections.

**481E Error 49 running *fn ft*, line *nn*:  
Interpreter failure**

**Explanation:** The System Product Interpreter carries out numerous internal self-consistency checks. It issues this message if it encounters a severe error.

**System Action:** RC = 20049.  
Execution stops.

**User Response:** Report any occurrence of this message to your IBM representative.

**482E Error 19 running *fn ft*, line *nn*:  
String or symbol expected**

**Explanation:** The System Product Interpreter expected a symbol following the keywords CALL, SIGNAL, SIGNAL ON, or SIGNAL OFF but none was found. You may have omitted the string or symbol, or you may have inserted a special character (such as a parenthesis) in it.

**System Action:** RC = 20019.  
Execution stops.

**User Response:** Make the necessary corrections.

**483E Error 20 running *fn ft*, line *nn*:  
Symbol expected**

**Explanation:** The System Product Interpreter may expect a symbol following the END, ITERATE, LEAVE, NUMERIC, PARSE, or PROCEDURE keywords or expected a list of symbols following the DROP, UPPER, or PROCEDURE (with EXPOSE option) keywords. Either there was no symbol when one was required or some other characters were found.

**System Action:** RC = 20020.  
Execution stops.

**User Response:** Make the necessary corrections.

**484E Error 24 running *fn ft*, line *nn*:  
Invalid TRACE request**

**Explanation:** The System Product Interpreter issues this message when:

- the action specified on a TRACE instruction, or the argument to the TRACE built-in function, starts with a letter that does not match one of the valid alphabetic character options. The valid options are A, C, E, I, L, N, O, R, or S.
- an attempt is made to request "TRACE Scan" when inside any control construction or while in interactive debug.

**System Action:** RC = 20024.  
Execution stops.

**User Response:** Make the necessary corrections.

**485E Error 25 running *fn ft*, line *nn*:  
Invalid sub-keyword found**

**Explanation:** The System Product Interpreter expected a particular sub-keyword at this position in an instruction and something else was found. For example, the NUMERIC instruction must be followed by the sub-keyword DIGITS, FUZZ, or FORM. If NUMERIC is followed by anything else, this message is issued.

**System Action:** RC = 20025.  
Execution stops.

**User Response:** Make the necessary corrections.

**486E Error 28 running *fn ft*, line *nn*:  
Invalid LEAVE or ITERATE**

**Explanation:** The System Product Interpreter encountered an invalid LEAVE or ITERATE instruction. The instruction was invalid because:

- no loop is active, or
- the name specified on the instruction does not match the control variable of any active loop.

Note that internal routine calls and the INTERPRET instruction protect DO loops by making them inactive. Therefore, for example, a LEAVE instruction in a subroutine cannot affect a DO loop in the calling routine.

You can cause this message to be issued if you use the SIGNAL instruction to transfer control within or into a loop. A SIGNAL instruction terminates all active loops, and any ITERATE or LEAVE instruction issued then would cause this message to be issued.

**System Action:** RC = 20028.  
Execution stops.

**User Response:** Make the necessary corrections.

# DMS

**487E Error 29 running *fn ft*, line *nn*:  
Environment name too long**

**Explanation:** The System Product Interpreter encountered an environment name specified on an ADDRESS instruction that is longer than the limit of 8 characters.

**System Action:** RC = 20029.  
Execution stops.

**User Response:** Specify the environment name correctly.

**488E Error 33 running *fn ft*, line *nn*:  
Invalid expression result**

**Explanation:** The System Product Interpreter encountered an expression result that is invalid in its particular context. The result may be invalid because an illegal FUZZ or DIGITS value was used in a NUMERIC instruction (FUZZ may not become larger than DIGITS).

**System Action:** RC = 20033.  
Execution stops.

**User Response:** Make the necessary corrections.

**489E Error 38 running *fn ft*, line *nn*:  
Invalid template or pattern**

**Explanation:** The System Product Interpreter found an invalid special character, for example %, within a parsing template, or the syntax of a variable trigger was incorrect (no symbol was found after a left parenthesis). This message is also issued if the WITH sub-keyword is omitted in a PARSE VALUE instruction.

**System Action:** RC = 20038.  
Execution stops.

**User Response:** Make the necessary corrections.

**490E Error 48 running *fn ft*, line *nn*:  
Failure in system service**

**Explanation:** The System Product Interpreter halts execution of the program because some system service, such as user input or output or manipulation of the console stack has failed to work correctly.

**System Action:** RC = 20048.  
Execution stops.

**User Response:** Ensure that your input is correct and that your program is working correctly. If the problem persists, notify your system support personnel.

**491E Error 18 running *fn ft*, line *nn*:  
THEN expected**

**Explanation:** All REXX IF and WHEN clauses must be followed by a THEN clause. Another clause was found before a THEN statement was found.

**System Action:** RC = 20018.  
Execution stops.

**User Response:** Insert a THEN clause between the IF or WHEN clause and the following clause.

**492E Error 32 running *fn ft*, line *nn*:  
Invalid use of stem**

**Explanation:** The REXX program attempted to change the value of a symbol that is a stem. (A stem is that part of a symbol up to the first period. You use a stem when you want to affect all variables beginning with that stem.) This may be in the UPPER instruction where the action in this case is unknown, and therefore in error.

**System Action:** RC = 20032.  
Execution stops.

**User Response:** Change the program so that it does not attempt to change the value of a stem.

**493E SORT invalid in update mode**

**Explanation:** The SORT subcommand was issued in update mode.

**System Action:** RC = 3.  
The data is not sorted.

**User Response:** None.

**494W FULLREAD set off.**

**Explanation:** Your terminal configuration does not support the CMS command "SET FULLREAD ON". So that your session can continue, FULLREAD has been set off.

This terminal configuration, which imposes several restrictions on your session, occurs when going through a VM/Passthru Facility (5749-RC1) (PVM) 327X Emulator link to another VM system. These PVM links can be identified by an 'S' to the immediate left of the nodeid in the PVM selection screen.

The PVM emulator line driver does not support the 3270 command "read-buffer" which is used when FULLREAD is set on and in processing PA keys.

**System Action:** FULLREAD setting is turned off.

**User Response:** None.

**496S Invalid fileid *fn ft fm* found in input record**

**Explanation:** The fileid shown in the message is found in the last input record of the DISK DUMPed file. This DISK DUMPed file is in a spool file being processed by the disk command. This field either:

1. Does not match the fileid in the first input record for the DISK DUMPed file.
2. Contains illegal characters, a blank filename or filetype or an illegal filemode.

**System Action:** RC = 100.  
Execution of the command is terminated. Message DMS1124W will be issued informing you that the spool file has been left in your reader.

**User Response:** A modified but invalid spool file has been sent to you. If you still want to load the file, use the READCARD command. Otherwise, use the CP PURGE command to delete this file from your reader.

**497E Minimum abbreviation is between SO and SI**

**Explanation:** A SET SYNONYM subcommand was issued that contained a DBCS string as the synonym name. The minimum abbreviation length split the DBCS string. The minimum abbreviation length must not be between a shift-out (SO) and a shift-in (SI) control character.

**System Action:** RC = 5.

**User Response:** Correct the minimum abbreviation length and issue the subcommand again.

**498E Not executed--the two areas to merge overlap each other**

**Explanation:** The MERGE subcommand was issued and the group of lines that were to be merged overlapped each other.

**System Action:** RC = 1.  
No lines are merged.

# DMS

- User Response:** Specify targets such that the lines to be merged do not overlap.
- 499E**      **User not authorized to issue the *command* command**
- Explanation:** The TELL EXEC tried to issue the specified 'command' found in the GLOBALV file. Either the specified 'command' is invalid, or the user is not authorized to issue the MSGNOH command.
- System Action:** RC = 40.  
The command is rejected.
- User Response:** Reissue the DEFAULTS EXEC to set msgcmd to either MSG or MSGNOH.
- 500E**      **Unable to unpack file *fn ft fm***
- Explanation:** An error condition was detected during the process of unpacking a file.
- System Action:** RC = 88.  
Execution of the command is terminated.
- User Response:** Contact your system support personnel for assistance.
- 501I**      **{No|nn} line(s) deleted**
- Explanation:** The number of lines deleted as a result of a DELETE or CDELETE subcommand is displayed.
- System Action:** None.
- User Response:** None.
- 502I**      **{No|nn} line(s) recovered**
- Explanation:** The number of lines recovered (or 'NO LINES' if 0 lines were recovered), as a result of a RECOVER subcommand, is displayed.
- System Action:** If NO lines were recoverable, RC = 3 is returned.
- User Response:** None.
- 503E**      **{Truncated|Spilled}**
- Explanation:** The current line has exceeded the truncation column and the extra characters have been truncated or spilled.
- System Action:** RC = 3.  
Lines are spilled or truncated depending on SET SPILL ON|OFF|WORD.
- User Response:** To avoid truncation of subsequent lines, change the truncation setting by issuing a SET TRUNC subcommand. SET SPILL also allows you to avoid losing any characters by truncation.
- 504E**      ***nn* line(s) {truncated|spilled}**
- Explanation:** Lines were truncated or spilled due to execution of the SHIFT or EXPAND subcommand.
- System Action:** RC = 3.  
Lines are spilled or truncated depending on SET SPILL ON|OFF|WORD.
- User Response:** To avoid truncation of subsequent lines, change the truncation setting by issuing a SET TRUNC subcommand. SET SPILL also allows you to avoid losing any characters by truncation.

**505E**      **Not executed--the target line (nn)  
is within the lines to move**

**Explanation:** The destination line for a move operation fell within the block of lines to be moved.

**System Action:** RC = 1.

**User Response:** Correct and reissue the subcommand.

**506I**      **{No|nn} lines  
{moved|copied|merged}**

**Explanation:** The number of lines that were moved, copied or merged is displayed.

**System Action:** None.

**User Response:** None.

**507E**      **No preserved data to restore**

**Explanation:** A RESTORE subcommand was issued to restore the settings of XEDIT variables but the PRESERVE subcommand had not previously been issued to save the settings of the variables.

**System Action:** RC = 3.  
The RESTORE subcommand is not executed.

**User Response:** If you wish to alter XEDIT variables temporarily, enter the PRESERVE subcommand, then change the XEDIT variables using the SET subcommand. Subsequently, enter the RESTORE subcommand to restore the variables to the values they had when the PRESERVE subcommand was last issued.

**508E**      **LOAD must be the first  
subcommand in the profile**

**Explanation:** During the execution of a XEDIT profile macro, a LOAD subcommand was detected that was not the first XEDIT subcommand in the macro.

**System Action:** RC = 3.  
The XEDIT profile macro is partially executed. The system executes all REXX or EXEC 2 statements, CMS commands, and XEDIT subcommands in the macro until the LOAD subcommand is reached. It then ignores the LOAD subcommand and all subsequent subcommands. Upon detection of the first XEDIT subcommand, the editor automatically executed a LOAD subcommand that was used to invoke the profile macro. No more than one LOAD command, either implicit or explicit, may be executed in one XEDIT macro call.

**User Response:** Correct your XEDIT profile macro. Move the LOAD subcommand up so that it is the first XEDIT subcommand to be executed.

**509E**      **subcommand subcommand not  
valid from a prefix macro**

**Explanation:** A subcommand is not valid when issued from a prefix macro. The following subcommands are invalid: LPREFIX, QUIT, FILE, and READ.

**System Action:** RC = 4.  
Execution of the macro continues.

**User Response:** Do not issue the macro from the prefix area, or modify the macro so this subcommand is not issued.



# DMS

## 510I AUTOSAVED as *fn ft fm*

**Explanation:** As a result of a SET AUTOSAVE setting, the file was written to disk with the fileid that is displayed.

**System Action:** The editing session continues.

**User Response:** None.

## 511E String2 contains more arbitrary characters than string1

**Explanation:** In a CHANGE subcommand, the operand 'string2' contained more arbitrary characters than the operand 'string1'.

**System Action:** RC=5.

**User Response:** Correct the operand 'string2' and reissue the CHANGE subcommand.

## 512E Invalid subset command

**Explanation:** A CMS command that is not one of the CMS subset commands was issued and the user is in CMS SUBSET mode.

**System Action:** RC = -1 or -2.

RC = -1: The command was passed to CMS; the command was not a valid system editor subcommand.

RC = -2: The command was passed to CMS. The VM/SP editor did not attempt to decode the command.

**User Response:** None.

## 513E Unknown CP/CMS command

**Explanation:** A command was transmitted to CMS or to CP but was not recognized.

**System Action:** RC = -3.

**User Response:** Correct and reissue the command.

## 514E Return code *nn* from command

**Explanation:** A CMS or CP command was executed, and an error occurred.

**System Action:** The return code from the CMS or CP command is displayed in the message.

**User Response:** Correct and reissue the command.

## 515E RECFM must be F, V, FP, or VP

**Explanation:** A SET RECFM subcommand was issued and the operand was not recognized.

**System Action:** RC=5.  
The subcommand is not executed.

**User Response:** Correct and reissue the subcommand.

## 516E LRECL too large for V-format file

**Explanation:** A SET LRECL subcommand was issued with a logical record length that exceeds the maximum for V-format files, which is 65,535 or a SET RECFM V|VP subcommand was issued for a file with a record length greater than this maximum.

**System Action:** RC = 4.  
The subcommand is not executed.

**User Response:** Correct and reissue the subcommand.

**517I**      *nn* occurrence(s) changed on *nn*  
line(s)

**Explanation:** An ALTER macro or a CHANGE subcommand caused 'nn' occurrences on 'nn' lines to be changed.

**System Action:** None.

**User Response:** None.

**518E**      *nn* occurrence(s) changed on *nn*  
line(s); *nn* line(s)  
{truncated|spilled}

**Explanation:** A CHANGE subcommand caused 'nn' occurrences to be changed; as a result, 'nn' lines were truncated or spilled. If SET SPILL OFF, they were truncated; otherwise, they were spilled.

**System Action:** RC=3.

**User Response:** Issue SET SPILL ON|WORD to avoid truncation.

**519E**      LRECL must be lower than  
WIDTH (*nn*)

**Explanation:** A SET LRECL subcommand specified a logical record length greater than the WIDTH option in the XEDIT command.

**System Action:** RC=5.  
The subcommand is not executed.

**User Response:** Correct and reissue the subcommand.

**520E**      Invalid operand: *operand*

**Explanation:** A subcommand was issued either with an invalid operand, with too many operands, or with an incorrect filemode.

**System Action:** RC=5.  
The subcommand is not executed.

**User Response:** Correct and reissue the subcommand.

**521E**      Invalid line number

**Explanation:** The GET subcommand was issued with a line number of zero; or a CURSOR, SET CURLINE, SET MSGLINE, SET RESERVED, SET SCALE, or SET TABLINE subcommand was issued with an invalid line number.

**System Action:** For the CURSOR subcommand, RC=1; for the other subcommands listed above, RC=5.

**User Response:** Correct and reissue the subcommand.

**522I**      {No|*nn*} occurrences

**Explanation:** The number of occurrences of a string located by a COUNT subcommand is displayed.

**System Action:** None.

**User Response:** None.

**523I**      Typewriter mode

**Explanation:** A SET TERMINAL TYPEWRITER subcommand was issued from a display terminal.

**System Action:** None.

**User Response:** None.

**524W**      NONDISP character reset to "

**Explanation:** A SET APL ON or SET TEXT ON subcommand was in effect, and a SET NONDISP subcommand was issued defining an APL or TEXT character as the non-displayable character. When a SET APL OFF or SET TEXT OFF subcommand was issued subsequently, CMS automatically

# DMS

reset the non-displayable character to a doublequote (").

**System Action:** None.

**User Response:** None.

**525E Invalid {PFkey|PFkey/PAkey} number**

**Explanation:** A SET or QUERY PFn, CMSPF nn, WMPF nn, or SCHANGE subcommand was issued, and 'n' or 'nn' was either zero or greater than 24; or, a SET or QUERY PAn subcommand was issued, and 'n' was either zero or greater than 3.

**System Action:** RC=5 or 24.

**User Response:** Correct and reissue the subcommand.

**526E Option option valid in display mode only**

**Explanation:** The following SET options are only valid in display mode:

CMDLINE SCALE  
CURLINE SCREEN  
MSGLINE TABLINE  
RESERVED TERMINAL

For the EXECUTE, JOIN, or SPLIT subcommands, the CURSOR operand was specified and the terminal is not in display mode.

**System Action:** RC=3.

**User Response:** None.

**527E Invalid column number**

**Explanation:** A CURSOR or MERGE subcommand was issued with an invalid column number.

**System Action:** RC=1.

**User Response:** Correct and reissue the subcommand.

**528E Invalid range: target2 (line nn) precedes target1 (line nn)**

**Explanation:** The 'target' operands specified in a SET RANGE subcommand were reversed.

**System Action:** RC=5.  
The subcommand is not executed.

**User Response:** Correct and reissue the subcommand.

**529E {[SET]subcommand|Subcommand|SI|RGLEFT|SPLTJOIN} [subcommand] is only valid in {display| editing} mode**

**Explanation:** A subcommand was issued that is valid only in display or editing mode. The following subcommands are valid only in display or editing mode:

ADD	SCHANGE
BACKWARD	SI
CURSOR	SOS
FORWARD	SPLTJOIN
MODIFY	Prefix subcommand A
POWERINP	Prefix subcommand I
REFRESH	Prefix macro SI
RGLEFT	

**System Action:** RC=3.

**User Response:** None.

**530I nn file(s) in storage**

**Explanation:** A QUERY RING subcommand was executed.

**System Action:** None.

**User Response:** None.

**531E Disk is full; set new filemode or clear some disk space**

**Explanation:** The output disk became full during execution of a FILE or SAVE subcommand.

**System Action:** RC = 13.  
The editing session continues.

**User Response:** Specify a new filemode (SET FMODE) or make more room on the disk.

The subcommand is not executed.

**User Response:** Correct and reissue the subcommand.

**532E Disk is full; AUTOSAVE failed**

**Explanation:** The output disk became full during an automatic save operation.

**System Action:** RC = 13.  
The editing session continues.

**User Response:** Use the SET AUTOSAVE subcommand to specify a new filemode, or make more room on the disk.

**535E Invalid parameters for RENUM**

**Explanation:** A RENUM subcommand was issued, and either the 'startno' or 'incr' operand was specified as zero.

**System Action:** RC = 5.  
The subcommand is not executed.

**User Response:** Correct and reissue the subcommand.

**533E Line nn is not reserved**

**Explanation:** A SET RESERVED nn OFF subcommand was issued, and 'nn' indicates a line that is not currently reserved.

**System Action:** RC = 4.  
The subcommand is not executed.

**User Response:** Reissue the subcommand.

**536E Logical screens exceed virtual screen size**

**Explanation:** A 'SET SCREEN SIZE' or 'SET SCREEN WIDTH' subcommand was issued, and the number of lines or columns specified exceed the limits of the virtual screen.

**System Action:** RC = 1.  
The subcommand is not executed.

**User Response:** Correct and reissue the subcommand.

**534E Too many logical screens defined**

**Explanation:** A SET SCREEN subcommand was issued, and 'n' specified too many logical screens for the physical screen size.

**System Action:** RC = 4.

**537E Each logical screen must contain at least 5 lines and 20 columns**

**Explanation:** A 'SET SCREEN' subcommand was issued that specified a logical screen size of less than 5 rows and/or less than 20 columns.

**System Action:** RC = 4.  
The subcommand is not executed.

**User Response:** Correct and reissue the subcommand.

# DMS

## 538E No name defined

**Explanation:** A 'QUERY POINT \*' subcommand was issued, but no symbolic names have been defined.

**System Action:** RC=3.

**User Response:** None.

## 539E Named line not found

**Explanation:** A 'SET POINT' subcommand was issued to delete a specified symbolic name, and the name was not located.

**System Action:** RC=2.

**User Response:** None.

## 540E Name already defined on line *nn*

**Explanation:** A 'SET POINT' subcommand was issued to define a symbolic name, and the specified name was already assigned to another line.

**System Action:** RC=1.

**User Response:** Issue a 'SET POINT .symbol OFF' subcommand to delete the previous assignment, or select a unique name and reissue the subcommand.

## 541E Invalid name

**Explanation:** A 'SET POINT' subcommand was issued, and the specified name either exceeded eight characters or was not preceded by a period (.).

**System Action:** RC=5.

**User Response:** Correct and reissue the subcommand.

## 542E No such subcommand: *name*

**Explanation:** A subcommand not recognized by the editor was issued.

**System Action:** RC=-1.

**User Response:** If the name you entered was a macro name, verify that the macro resides on one of your accessed disks.

## 543E Invalid number: *number*

**Explanation:** A subcommand was entered that required a numeric operand, and an alphabetic operand was specified instead, or the number was too large. If the EXECUTE subcommand was issued with a negative number, this message is generated. The EXECUTE subcommand only accepts numbers greater than or equal to zero.

**System Action:** RC=5.

**User Response:** Correct and reissue the subcommand.

## 544E Invalid hex data: *xxxxxxxx*

**Explanation:** The subcommand SET HEX ON is in effect, and characters that did not represent valid hexadecimal notation (00-FF) were entered in a subcommand.

**System Action:** RC=5.

**User Response:** Correct and reissue the subcommand.

## 545E Missing operand(s)

**Explanation:** A subcommand was entered without the required number of operand(s), or the operand(s) misspelled.

**System Action:** RC=5.  
The subcommand is not executed.

**User Response:** Correct and reissue the subcommand.

**546E Target not found**

**Explanation:** A subcommand was issued with a target operand specified as a string expression or line name that was not located.

**System Action:** RC=2.  
The subcommand is not executed.

**User Response:** Correct and reissue the subcommand.

**547E Synonym definition incomplete**

**Explanation:** A 'SET SYNONYM' subcommand was issued without the required number of operands.

**System Action:** RC=5.  
The subcommand is not executed.

**User Response:** Correct and reissue the subcommand.

**548E Invalid synonym operand: operand**

**Explanation:** A 'SET PREFIX SYNONYM' subcommand was issued with an invalid operand.

**System Action:** RC=5.  
The subcommand is not executed.

**User Response:** Correct the operand and reissue the subcommand.

**549E Synonym abbreviation too large**

**Explanation:** A 'SET SYNONYM' subcommand was issued and 'n' (minimum number of characters) was larger than the word itself.

**System Action:** RC=5.

The subcommand is not executed.

**User Response:** Correct and reissue the subcommand.

**550E Too many operands in synonym definition**

**Explanation:** A 'SET SYNONYM' subcommand was issued with more than 64 operands or with an operand greater than 160 characters.

**System Action:** RC=5.  
The subcommand is not executed.

**User Response:** Correct and reissue the subcommand.

**550W Date/Time data not present for file *fn ft***

**Explanation:** This message is issued when using the OLDDATE option of DISK LOAD and the time of the file being loaded is blank.

**System Action:** The file is loaded with a new date and time.

**User Response:** None.

**551I {Target|String} string found; [ --- PFnn set for selective CHANGE]**

**Explanation:** An SCHANG macro was executed. If a CLOCATE subcommand was typed in the command line or saved in the LASTLORC buffer, the first part of the message is displayed. If a CHANGE subcommand was typed in the command line or saved in the LASTLORC buffer, the message also displays which PF key must be pressed to perform the change.

**System Action:** None.

**User Response:** None.

# DMS

## 552E No synonym currently defined

**Explanation:** A 'QUERY SYNONYM \*' subcommand was issued, and no synonyms are currently defined.

**System Action:** RC=3.

**User Response:** None.

## 553I Editing file: *fn ft fm*

**Explanation:** This message is displayed on a typewriter terminal or a display terminal used in typewriter mode, when one of the following occurred:

1. An XEDIT command was issued.
2. Multiple files are being edited, and a QUIT or FILE subcommand was issued. The fileid displayed is the new current file.

**System Action:** None.

**User Response:** None.

## 554E No storage available

**Explanation:** No more storage is available and a subcommand that requires free storage was issued.

**System Action:** RC=104.  
The subcommand is not executed.

**User Response:** Increase the storage size of your virtual machine by issuing a CP DEFINE STORAGE subcommand.

## 555E File *fn ft fm* already in storage

**Explanation:** A LOAD, SET FMODE, SET FNAME, or SET FTYPE subcommand was issued for a file that is already in the ring of files in storage.

**System Action:** RC=4.

A duplicate copy of the file that was requested will not be loaded into storage.

**User Response:** None.

## 557S No more storage to insert lines

**Explanation:** Storage was exhausted during the execution of one of the following subcommands: ADD, COPY, DUPLICATE, GET INPUT, POWERINP, REPLACE, SPLIT, SPLTJOIN, and the following prefix subcommands: A, C, M,."

**System Action:** RC=4.  
The subcommand stops executing when no more storage is available.

**User Response:** Increase the storage size of your virtual machine by issuing a CP DEFINE STORAGE subcommand, or release all unnecessary disks.

## 558E Wrong file format for serialization

**Explanation:** A SET SERIAL subcommand was issued, and the file has a variable record format. Only files with a fixed record format can be serialized.

**System Action:** RC=5.

**User Response:** You can issue a SET RECFM F subcommand to change the record format of the file. (See also message 560E.)

## 559W Warning: file is empty

**Explanation:** A subcommand was issued, but the file contains no lines. For the SAVE/FILE subcommand, the copy of the file on disk has not been altered.

**System Action:**

For DMSXSU, the subcommand is executed until EOF is reached.

For DMSXFD, the FILE or SAVE subcommand is executed, except that the permanent copy of the file on disk is not changed.

**User Response:** None.

**560E Not enough space for serialization between TRUNC and LRECL**

**Explanation:** A SET SERIAL subcommand was issued, and there is not enough room to insert the serial number.

**System Action:** The subcommand is not executed.

**User Response:** Issue a SET TRUNC subcommand so that at least eight characters separate the truncation column and the logical record length.

**561E Cursor is not on a valid data field**

**Explanation:** A command was issued with the CURSOR or SCHARGE option, and the cursor was not on a file line, or the cursor or column specified was outside the current zones.

**System Action:** RC=1 or 3.

RC=1 for JOIN CURSOR  
RC=3 for SI, SPLIT CURSOR, and SOS

**System Action:** The subcommand is not executed.

**User Response:** Reposition the cursor and reissue the subcommand.

**562E No line(s) saved [by PUT(D) subcommand]**

**Explanation:** A GET subcommand was issued, but no lines(s) had been stored by a PUT or PUTD subcommand.

**System Action:** RC=28.

**User Response:** None.

**563W Records {truncated|spilled} Records {truncated|spilled}**

**Explanation:** A GET subcommand was executed, and one or more of the inserted lines was truncated or spilled.

**System Action:** RC=3.

Lines are spilled or truncated depending on SET SPILL ON|OFF|WORD.

**User Response:** None.

**564W EOF reached**

**Explanation:** A GET subcommand was executed, and lines were inserted up to the end of the file. This message is also issued for the JOIN subcommand.

**System Action:** RC=1 (JOIN).

**User Response:** None.

**565W EOF reached; records {truncated|spilled}**

**Explanation:** A GET subcommand was executed, and lines were inserted up to the end of the file. However, one or more lines were truncated or spilled.

**System Action:** RC=3.

Lines are spilled or truncated depending on SET SPILL ON|OFF|WORD.

**User Response:** None.



# DMS

**566E Logical screen (*sl1,sw1,sh1,sv1*) is outside the virtual screen**

**Explanation:** The screen defined by (*sl1,sw1,sh1,sv1*) is outside the bounds of the virtual screen.

**System Action:** RC=5.  
The subcommand is not executed.

**User Response:** Correct the values and reissue the command.

**567E Logical screens (*sl1,sw1,sh1,sv1*) and (*sl2,sw2,sh2,sv2*) overlap each other**

**Explanation:** The screen defined by (*sl1,sw1,sh1,sv1*) somehow overlaps the screen defined by the parameters (*sl2,sw2,sh2,sv2*).

**System Action:** RC=5.  
The subcommand is not executed.

**User Response:** Correct the values and reissue the command.

**568E Subcommand not valid with this screen definition**

**Explanation:** The subcommand that was issued is not valid in this screen definition.

**System Action:** RC=5.  
The subcommand is not executed.

**User Response:** Do not use this subcommand in this screen definition.

**569E No CHANGE or CLOCATE subcommand specified**

**Explanation:** The PF/PA key assigned to the CHANGE macro was pressed, but no 'CHANGE' or 'CLOCATE' subcommand has been typed in the command line and the LASTLORC buffer does not contain a 'CHANGE' or 'CLOCATE' subcommand.

**System Action:** RC=5.  
The macro is not executed.

**User Response:** Type a 'CHANGE' or 'CLOCATE' subcommand in the command line and then press the PF/PA key assigned to CHANGE.

**570W Update *ft* specified in the UNTIL option field not found**

**Explanation:** The 'UNTIL' option was specified. However, the filetype specified in this field was never found while applying the updates.

**System Action:** None.

**User Response:** None.

**571I Creating new file:**

**Explanation:** An XEDIT command or one of the following XEDIT subcommands was executed: XEDIT, PUT, or PUTD. The fileid specified a file that did not exist on one of your accessed disks.

**System Action:** None.

**User Response:** None.

**572E Terminal error; data changed to uppercase**

**Explanation:** An error occurred when the editor was reading from the CMS console stack.

**System Action:** A 'SET CASE UPPERCASE' subcommand is executed, and the editor attempts to read the data again.

**User Response:** If the read was successful, you can reissue the SET CASE subcommand if desired. Otherwise, contact your system support personnel for assistance.

**573I Input mode:**

**Explanation:** An INPUT or REPLACE subcommand was executed.

**System Action:** The editor leaves edit mode and enters input mode.

**User Response:** You can enter new lines into the file, or enter a null line to return to edit mode.

the following: non-numeric, zero, not in ascending order.

**System Action:** RC = 5.  
The subcommand is not executed.

**User Response:** Correct and reissue the subcommand.

**574E CHANGE not valid {with CLOCATE|after cursor movement}**

**Explanation:** One of the following occurred:

1. The CHANGE macro was executed with a CLOCATE subcommand typed in the command line or saved in the LASTLORC buffer. Then, the PF key set for the selective change was pressed.
2. The PF key assigned to the CHANGE macro was pressed, and a CHANGE subcommand is typed in the command line or saved in the LASTLORC buffer. The cursor was moved, and then the PF key set for the selective change was pressed.

**System Action:** The change is not made.

**User Response:** None.

**576E {Total verify width exceeds screen size (nn) |Total offset exceeds LRECL (nn)}**

**Explanation:** A SET VERIFY subcommand was issued, and the total width of the 'startcol' and 'endcol' operands is greater than the screen size (on a typewriter terminal the maximum screen size is 132); or a LEFT or RGTLEFT subcommand was issued, and the total value of 'n' (when added to the value of 'n' specified in previous LEFT or RIGHT subcommands, if any) exceeds the logical record length of the file.

**System Action:** RC = 5.  
The subcommand is not executed.

**User Response:** Correct and reissue the subcommand.

**577E File has been changed; type QQUIT to quit anyway**

**Explanation:** A QUIT or CANCEL subcommand has been issued, and a file has been changed during the editing session.

**System Action:** RC = 12.  
The subcommand is not executed.

**User Response:** Issue a 'QQUIT' subcommand if you do not wish to save the changes made during the editing session. Issue a 'FILE' subcommand if you want the changed file to be written to disk.

**575E Invalid [argument or] {JOIN|SPLIT| TABS|VERIFY|ZONE} column(s) defined**

**Explanation:** The subcommand displayed in the message was issued, and the columns specified were one of

**578W      *macroname* macro is not currently in storage**

**Explanation:** An XEDIT PURGE subcommand was issued for 'macro' but no macro with the given name was currently in storage.

**System Action:** RC=3.  
No macro is purged from storage.

**User Response:** Correct the name and reissue the subcommand.

**579E      Records truncated to *nn* when added to *fn ft fm***

**Explanation:** A PUT(D) subcommand was issued, and the lines added to the existing fixed format file were truncated at the column indicated.

**System Action:** RC=3.  
The lines inserted into the file specified were truncated at column 'nn'.

**User Response:** None.

**580E      Invalid string: *message***

**Explanation:** A subcommand was issued and the string specified was not valid. In extended mode (SET ETMODE ON), strings are validated regarding the shift-out (SO) and shift-in (SI) control characters. 'message' is one of the following detected errors:

- **SHIFT-OUT (SO) IS NOT A VALID DELIMITER.**

The first character in certain operands is a self-defining delimiter. The shift-out (SO) control character is not a valid delimiter for targets or strings.

- **UNMATCHED SHIFT-OUT (SO) AND SHIFT-IN (SI).**

A string was specified which contained a shift-out (SO) without a

shift-in (SI) control character or a shift-in (SI) control character and no matching shift-out control character. These control characters must be paired properly or the string is considered invalid.

- **ODD NUMBER OF CHARACTERS BETWEEN SO AND SI.**

The characters between the SO (shift-out control character) and the SI (shift-in control character) must be double-byte characters. If the number of character positions is not even between the SO and SI, then the string does not contain double-byte characters.

- **INVALID DOUBLE-BYTE CHARACTER(S).**

The characters between the shift-out and shift-in control characters must be valid double-byte characters. The range of hex codes that may be used to represent characters in the Double-Byte Character Set are as follows:

first byte:	X '41' - X'FE'
second byte:	X '41' - X'FE'
	X '4040' (DBCS blank)
	X '0000' (DBCS null)

**System Action:** RC=5.

**User Response:** Correct the string and reissue the subcommand.

**581E      Subcommand is not valid in extended mode**

**Explanation:** A subcommand was issued that is not valid in extended mode (SET ETMODE ON). The following subcommands are not valid in extended mode.

COMPRESS MERGE  
COVERLAY OVERLAY

EXPand POWerinp  
HEXType SORT

When ETMODE is ON, the SET  
VERIFY option will only display the  
first pair of verify columns.

**System Action:** RC=3.

**User Response:** None.

### 582S Editor abend

**Explanation:** The editor has failed  
because: an error occurred while the  
editor was reading from the CMS  
console stack, or the editor was unable  
to allocate a save area.

**System Action:** The system is  
terminated abnormally.

**User Response:** Issue the XEDIT  
command again. If the problem persists,  
contact your system support personnel.

### 583I EOF:

**Explanation:** On a typewriter terminal  
or a display terminal used in typewriter  
mode, the line pointer has moved to the  
null END OF FILE line.

**System Action:** None.

**User Response:** None.

### 584I TOF:

**Explanation:** On a typewriter terminal  
or a display terminal used in typewriter  
mode, the line pointer has moved to the  
null TOP OF FILE line.

**System Action:** None.

**User Response:** None.

### 585E No line(s) changed

**Explanation:** One of the following  
occurred:

- A subcommand was issued to locate  
and change a string of character(s),  
but the string was not located.
- A subcommand was issued that  
attempted to modify the null TOP  
OF FILE or END OF FILE line.
- A subcommand was issued, but the  
column pointer was at the the TOP  
OF LINE (TOL) or END OF LINE  
(EOL), (e.g. CINSERT,  
COVERLAY).

**System Action:** RC=1 or 4.  
RC=1 for JOIN, SPLIT, and SPLTJOIN  
subcommands.  
The change is not made.

**User Response:** None.

### 586E {String not found|Not found [on screen]}

**Explanation:** A FIND, FINDUP,  
NFIND, NFINDUP, or HELP  
CLOCATE subcommand was issued, and  
the specified 'text' operand is not found.  
The CHANGE macro was invoked, the  
CHANGE or CLOCATE subcommand  
was issued, and the specified 'string'  
(first operand for CHANGE and only  
operand for CLOCATE) is not found  
within the screen width.

**System Action:** RC=2.

**User Response:** For the CHANGE  
macro and the CHANGE or CLOCATE  
subcommand, if the 'string' not found is  
outside the screen width, the RIGHT or  
LEFT subcommand can be issued to  
change the screen so that the string will  
be located.

**587I XEDIT:**

**Explanation:** This message is displayed as a result of one of the following:

- you return to EDIT mode from INPUT mode
- you invoke XEDIT and you don't have a PROFILE macro
- you enter a null line from a typewriter terminal

**System Action:** None.

**User Response:** None.

**588E Prefix subcommand waiting...**

**Explanation:** A SET RANGE or SORT subcommand was issued and a prefix subcommand or macro was still pending in the file. (This is indicated by "'xxx' pending..." in the status area for the file.) Alternatively, a SET RANGE or SORT subcommand was issued from a prefix macro.

**System Action:** RC = 8.  
The subcommand is not executed.

**User Response:** You can issue a RESET subcommand to remove the pending prefix subcommands or macros, or you can complete the execution of the pending prefix subcommands or macros and then reissue the subcommand or macro from the command line.

**589E Missing FILEDEF for DDNAME  
ddname**

**Explanation:** For XEDIT, a command or subcommand was issued for a file that resides on an OS disk, but no FILEDEF command has been issued.

For NUCXLOAD a FILEDEF command identifying the load library must be issued prior to calling NUCXLOAD.

**System Action:** RC = 32.  
The subcommand is not executed.

**User Response:** The System Product Editor uses the data definition name 'SYSIN' to read the OS data set. Therefore, you must issue a FILEDEF command with 'SYSIN' specified as the 'ddname' before issuing the XEDIT command or subcommand. Use CMS subset to enter the FILEDEF command.

For NUCXLOAD, if you are loading a module from a CMS load library, issue a FILEDEF command identifying the load library.

**590E Dataset too large**

**Explanation:** An XEDIT command or XEDIT or LOAD subcommand was issued for an OS data set that is too large for your virtual storage size.

**System Action:** RC = 88.

**User Response:** Use the CP command DEFINE to increase the virtual storage size, and reissue the XEDIT command or XEDIT or LOAD subcommand. Initialize CMS again.

**591E Open error on SYSIN**

**Explanation:** An XEDIT command or subcommand was issued for a data set not supported by CMS. This message usually follows message DMSSOP036E.

**System Action:** RC = 32.  
The subcommand is not executed.

**User Response:** Refer to message DMSSOP036E.

**592W      Wrapped ....**

**Explanation:** While executing the search for a target, or while executing a subcommand, the search continued past the end of file (or top of file) and stopped when the line where it started was reached again.

**System Action:** None.

**User Response:** None.

**593E      {No|nn} lines merged, nn line(s)  
          {truncated|spilled}**

**Explanation:** In executing the MERGEed subcommand, some lines were truncated or spilled.

**System Action:** RC=3.  
Lines are spilled or truncated depending on SET SPILL ON|OFF|WORD.

**User Response:** To avoid truncation of subsequent lines, change the truncation setting by issuing a SET TRUNC subcommand. SET SPILL also allows you to avoid losing any characters by truncation.

**594E      File *fn ft fm* already exists; use  
          FFILE/SSAVE**

**Explanation:** Attempted to FILE or SAVE a file and found that a different copy of the file was already on disk.

**System Action:** RC=3.  
The subcommand is not executed.

**User Response:** Use a different fileid, or use FFILE or SSAVE to overlay the other file on the disk.

**596E      This module must be called within  
          the editor**

**Explanation:** An attempt was made to execute DMSXMS from CMS.

**System Action:** RC=88.

**User Response:** Call this module from within the editor.

**597E      Unable to merge updates  
          containing ./S cards**

**Explanation:** An XEDIT command or XEDIT or LOAD subcommand has been issued with a 'MERGE' and 'CTL' option specified, and one of the updates in the control file contains a './S' card(s).

**System Action:** RC=32.  
The command is not executed.

**User Response:** Remove the 'MERGE' option and reissue the command.

**598S      Unable to build update file:  
          internal list destroyed**

**Explanation:** A FILE or SAVE subcommand has been issued, and the editor was unable to build the update file.

**System Action:** RC=7.  
The command is not executed.

**User Response:** Call your system support personnel for assistance.

**599S      Unable to build update file:  
          serialization destroyed**

**Explanation:** A FILE or SAVE subcommand has been issued and the editor was unable to build the update file because the serialization field contains a non-numeric character. This situation may have been the result of a

previous update that did not include serialization.

**System Action:** RC=7.

The command is not executed.

**User Response:** Verify that all the applied updates include serialization.

**600E**      **First selection level (*nn*) cannot be greater than second selection level (*nn*)**

**Explanation:** The 'SET DISPLAY n1 n2' was issued and the n2 was less than n1.

**System Action:** RC=5.

The subcommand is not executed.

**User Response:** Correct the operands and reissue the subcommand.

**601R**      **Enter specification list:**

**Explanation:** The specification list that is to be entered in conjunction with the SPECS option is requested.

**System Action:** The system waits for a response.

**User Response:** Enter the specification list.

**602R**      **Enter translation list:**

**Explanation:** The translation list that is to be entered in conjunction with the TRANS option is requested.

**System Action:** The system waits for a response.

**User Response:** Enter the translation list.

**603R**      **FORMAT will erase all files on disk *mode(vdev)*. Do you wish to continue? Enter 1 (YES) or 0 (NO)**

**Explanation:** This message is a reminder that the formatting process erases existing files.

**System Action:** The system waits for a response.

**User Response:** Enter 1 (or "YES") or 0 (or "NO").

**604R**      **Enter sort fields:**

**Explanation:** The command requires a list of sort fields on which to perform a sort.

**System Action:** The system waits for a response.

**User Response:** Enter pairs of numbers, separated by a blank, defining the starting and ending character positions of sort fields within the records.

**605R**      **Enter disk label:**

**Explanation:** You are requested to enter a label for the disk being formatted. The label will be written on the disk at cylinder 0, track 0, record 3.

**System Action:** The system waits for a response.

**User Response:** Enter a one- to six-character label for the disk. If you enter less than six characters, the label is left-justified and padded with blanks. If you enter a null line, the system displays the message DISK REMAINS UNCHANGED.

**606R System disk address = vdev**

**Explanation:** "vdev" designates the device address of the system disk (S-disk). On this disk CMS expects to find all CMS system information and programs not contained within the CMS nucleus, such as the disk-resident command modules. If the CMS nucleus is written on this disk, then vdev is also the IPL device address.

**System Action:** The system waits for a response. If you enter an invalid device address, the message

DMSINQ079E INVALID DEVICE ADDRESS -  
REENTER

is issued. Message DMSINI606R is reissued, and you may enter a valid device address.

If you enter a null line, 190 is assumed to be the system disk address.

Once the system disk address entered is accepted, message DMSINI615R is issued.

**User Response:** Enter a valid device address or a null line.

**607R Rewrite the nucleus? Enter 1 (YES) or 0 (NO)**

**Explanation:** Your response to this message determines whether or not a copy of the CMS nucleus is written onto disk.

**System Action:** The system waits for a response.

**User Response:** Enter either "1" or "0." If you enter 0, a copy of the CMS nucleus is not written onto disk. The remaining questions in generating a new CMS nucleus are skipped and control is passed to the CMS initialization routine.

If you enter 1, message DMSINI608R is issued.

If you fail to enter either 1, YES, 0, or NO, the message

DMSINIO81E Invalid reply;  
enter 1 (YES) or 0 (NO)

is issued. Message DMSINI607R is reissued and you may enter a valid response.

**608R IPL device address = vdev**

**Explanation:** "vdev" designates the device address on which the CMS nucleus is to be written. If the system disk and the IPL device are to be the same, you need only enter a null line.

**System Action:** The system waits for a response.

If you enter an invalid device address, message

DMSINIO79E INVALID DEVICE ADDRESS -  
REENTER

is issued. Message DMSINI608R is reissued and you may enter a valid device address.

If the IPL device designated is not currently defined, is not in read/write status, or is an unsupported device type, message

DMSINIO82E IPL DEVICE ERROR - REENTER

is issued. Message DMSINI608R is then reissued. At this time, you may enter CP mode by signaling attention, and determine the status of the designated device by entering the CP command

QUERY VIRTUAL vdev

Then take the corrective action necessary to define the device for your virtual machine or to access it in read/write status. Reenter CMS mode by issuing the CP command

BEGIN



# DMS

You must then reenter the device address.

Once the IPL device address is accepted, message DMSINI609R is issued.

**User Response:** Enter a valid device address or a null line.

**609R** Nucleus (CYL or BLK) address =  
nnnn

**Explanation:** "nnnn" designates the cylinder address or FB-512 block number (on the device entered in response to message DMSINI608R) on which the CMS nucleus is to be written. nnnn must be between 001 and m-1 where *m* equals the number of cylinders or blocks on the disk, the cylinders or blocks on a disk being numbered from 0 to *m*. nnnn must be entered in decimal.

For an FB-512 device, the block number must be a multiple of 256 and 256 blocks must be available at that location to form an FB-512 extent.

**System Action:** The system waits for a response.

If you do not enter a valid decimal cylinder or block number, the message

```
DMSINI080E INVALID {CYL|BLK}
          NUMBER - REENTER
```

is issued, message DMSINI609R is reissued, and you may enter a valid cylinder or FB-512 block number.

If the cylinder or FB-512 block(s) specified is not greater than the number already in use on the device (as indicated in the file directory), the message

```
DMSINI083E NUCLEUS {CYL|BLK}
          SPECIFICATION
          UNACCEPTABLE, ERROR 'X'
```

is issued. Message DMSINI609R is reissued. You may respond with a larger

cylinder or block number, or IPL the CMS system and format the specified IPL device with the RECOMP option. Once the nucleus cylinder or block address is accepted, message DMSINI610R is issued.

**User Response:** Enter a valid cylinder address.

**610R** Also IPL (CYL or BLK) 0? Enter 1  
(YES) or 0 (NO)

**Explanation:** The initial IPL text is always written on the same cylinder or FB-512 block as the CMS nucleus, that is, the cylinder or FB-512 extent designated in response to message DMSINI609R. (The initial IPL text is a bootstrap program that reads in the nucleus from the designated cylinder or block.) If it is not also written on cylinder or block 0, you must enter the cylinder or block number whenever an IPL is issued for the system being generated. For more information, see the IPL command in the *VM/SP CP Command Reference*.

**System Action:** If you do not enter 1, YES, 0, or NO, the message

```
DMSINI081E Invalid reply;
enter 1 (YES) or 0 (NO)
```

is issued. Message DMSINI610R is reissued and you may enter a valid response.

If you enter 1, the initial IPL text is written on cylinder or block 0 as well as on the cylinder or block designated in response to message DMSINI609R.

If you enter 0, the initial IPL text is written only on the cylinder or block designated in response to message DMSINI609R.

If you enter either 1 or 0, message DMSINI611R is issued.

**User Response:** Enter 1 or 0.

**611R Enter version identification:**

**Explanation:** Thirty-two bytes of information, including blanks, can be entered to specifically identify the version and level of CMS; this information is displayed or printed out when an IPL CMS is executed. The default identification (specified by a carriage return) is:

VM/SP REL3 mm/dd/yy hh:mm

where mm/dd/yy is the month, day, and year and hh.mm is the hour and minute the CMS nucleus was created.

**System Action:** The system waits for a response.

**User Response:** Enter version identification information or a null line.

**612R Enter installation heading:**

**Explanation:** Sixty-four bytes of information, including blanks, can be entered to serve as an installation standard heading at the beginning of each output file. The default heading (specified by a null line) is:

VM/SP CONVERSATIONAL MONITOR SYSTEM

**System Action:** The system waits for a response.

**User Response:** Enter up to 64 characters of identifying information, or a null line.

**613E TAPE must be invoked as a nucleus extension**

**Explanation:** The command was invoked as a nucleus extension.

**System Action:** RC = 40.  
System status remains the same.

**User Response:** Notify the system programmer that an error occurs when you invoke this command.

**614E Screen modifications lost. See 'SET FULLREAD' to use PAkeys safely.**

**Explanation:** A PA Key was pressed and the screen was cleared to display a pending message. If any changes were made on the screen before the PA Key was pressed, those changes were lost.

**System Action:** RC = 8.  
Any screen changes are lost.

**User Response:** See SET FULLREAD documentation for information on how to use PAkeys safely.

**615R Y-disk address = vdev**

**Explanation:** "vdev" designates the device address of the system disk extension (Y-disk). On this disk, CMS expects to find all CMS system information and programs not contained within the CMS nucleus and not on the S-disk, such as disk-resident command modules. If the CMS nucleus is written on this disk, then vdev is also the IPL device address. (It is not required that you have a Y-disk.)

**System Action:** The system waits for a response.

If you enter an invalid device address, the message

```
DMSINQ079E INVALID DEVICE ADDRESS -
REENTER
```

is issued. Message DMSINI615R is reissued, and you may enter a valid device address.

If you enter a null line, "19E" is assumed to be the system disk extension address.

If you do not want a Y-disk, then do not have a disk 19E in your directory entry, and enter a null line.

# DMS

Once the system disk extension address is accepted, message DMSINI607R is issued.

**User Response:** Enter a valid disk address or a null line.

## 616W *name does not exist*

**Explanation:** The named nucleus extension does not exist.

**System Action:** RC = 28.

**User Response:** Check the spelling of 'name'.

## 617E **Error code *nn* from DMSFRET while unloading *module module***

**Explanation:** An invalid DMSFRET request was made while unloading the specified module. An error was made in calling a nucleus extension or the created nucleus extension was damaged in some way. NUCXDROP used the BYTES associated with the module name as the number of bytes to free, starting at the ORIGIN address. One or both of these fields have been destroyed. The error code indicates the type of error that occurred. The error code meanings are:

### Code Meaning

- 5 The number of doublewords specified was 0 or negative.
- 6 The block of storage being released was never allocated by DMSFREE.
- 7 The address given for the block being released is not doubleword aligned.

**System Action:** RC = 3.  
The system makes no further attempt to release the storage block.

**User Response:** NUCXMAP may be used after defining a nucleus extension to display the origin and length of the loaded program. If these are incorrect, the call defining the nucleus extension

was in error. If they are correct, then some program violated the SCBLOCK defining the nucleus extension after NUCXMAP displayed it. This program should be identified and corrected.

## 618E **NUCEXT failed**

**Explanation:** An attempt to establish a function as a CMS nucleus extension failed because of a system error, or because the level of CMS does not support extensions to its nucleus.

**System Action:** RC = 13 or RC = 4n where 'nn' is NUCEXT's return code to the calling module. Execution of the command that called NUCEXT terminates.

**User Response:** Verify that the level of CMS being used contains support for nucleus extensions; take action indicated by return code 'nn' as appropriate.

## 619E **Module *module* not found**

**Explanation:** The module requested does not exist.

**System Action:** RC = 28.

**User Response:** Recheck the command.

## 620E **RTABLE error on line *nnnn*: *message***

**Explanation:** The multiple variations of 'message' are explained below.

**System Action:** In each case, the system action is:

The programmable operator facility terminates.

**User Response:** In each case, the user response is:

Correct the routing table and reload it or reinvoke the Programmable Operator Facility.

**MESSAGES:**

- **INVALID PARAMETER STATEMENT**

**Explanation:** An RTABLE parameter statement is incorrectly specified, or if record found preceding the first ROUTE statement does not begin with "TEXTSYM," "HOSTCHK," "PROPCHK," "LGLOPR," or "LOGGING."

- **INVALID TEXT FIELD**

**Explanation:** TESTSYM characters are used incorrectly in the text field:

- The first non-blank character in the text field is not a blank-character separator or an arbitrary-character separator.
- Two separator characters are found next to each other.
- A not-symbol that directly precedes a separator or does not immediately follow a separator character was found.

- **INVALID INTERVALS SPECIFIED**

**Explanation:** On a PROPCHK or HOSTCHK statement:

- The response wait (second interval) value exceeds the checking interval (first interval) value.
- The checking interval or waiting interval value is not greater than zero.
- The waiting interval specified has more than two numerals.

- The checking interval specified has more than three numerals.

- **DUPLICATE NODEIDS SPECIFIED**

**Explanation:** A nodeid is specified more than once on one PROPCHK statement or on more than one PROPCHK statement.

- **INVALID SEPARATOR CHARACTERS**

**Explanation:** Parameters other than distinct single characters are given in the TEXTSYM record. If more than 3 are given, "INCORRECT NUMBER OF PARAMETERS" is issued.

- **HOSTCHK BEFORE LGLOPR STATEMENT**

**Explanation:** A HOSTCHK statement appears in the routing table before a LGLOPR statement. The HOSTCHK record requires the nodeid of the logical operator given in the LGLOPR record.

- **PROPCHK BEFORE LGLOPR STATEMENT**

**Explanation:** A PROPCHK statement appears in the routing table before a LGLOPR statement. The PROPCHK record requires the nodeid of the logical operator given in the LGLOPR record.

- **INVALID OPERANDS SPECIFIED**

**Explanation:** The Programmable Operator Facility does not recognize the operands specified (on such statements as LOGGING).

- **LOGICAL OPERATOR NAME NOT FOUND**

**Explanation:** The id specified for the logical operator in the LGLOPR

statement cannot be found on the system, or in the "userid NAMES" file.

- **INVALID COLUMN FIELDS**

**Explanation:** Any of the following is true of the column fields in the routing entry:

- The starting or ending column field is greater than 240 (the maximum length of a CP message).
- The ending column is less than the starting column.
- The starting or ending column is equal to zero.

- **INCORRECT NUMBER OF PARAMETERS**

**Explanation:** This message is issued if:

- The LGLOPR record has no parameter.
- The LGLOPR record has more than 2 parameters.
- The TEXTSYM record does not have exactly 3 parameters.
- The HOSTCHK record does not have exactly 2 parameters.
- The PROPCHK record has less than 3 parameters.
- The LOGGING record has more than 1 parameter.

- **NON-NUMERIC VALUE SPECIFIED**

**Explanation:** A non-numeric character was specified for a numeric value in one of the following fields of the routing table: the starting column, the ending column, the message type, or the checking interval parameters on the HOSTCHK or PROPCHK records.

- **MISALIGNED FIELD**

**Explanation:** One of the following fields does not start in its proper column: userid, nodeid, action routine name, or action routine parameter.

- **HOSTID IN PROPCHK RECORD**

**Explanation:** The logical operator's nodeid is included in a PROPCHK record.

### 621E Bad plist: *message*

**Explanation:** The multiple variations of 'message' are explained below.

**System Action:** In each case, the system action is:

RC = 24.  
Execution is terminated.

### MESSAGES:

- **{EXECIO|QUERY} MUST BE INVOKED AS A NUCLEUS EXTENSION**

**Explanation:** {EXECIO|QUERY} was invoked by an assembler program and passed the incorrect parameter list for a nucleus extension call.

**User Response:** Make sure you are passing a parameter list for a nucleus extension.

- **DISK 'argument' ARGUMENT IS MISSING**

**Explanation:** The missing 'argument' is FILENAME or FILETYPE. These are required arguments when DISKR or DISKW operations are specified.

**User Response:** Reissue the command with the disk argument.

- **INPUT FILE 'fileid' DOES NOT EXIST**

**Explanation:** The indicated file cannot be found.

**User Response:** Check to make sure that the fileid has been entered correctly.

- **INVALID POSITIONAL ARGUMENT 'argument'**

**Explanation:** More than the maximum number of positional arguments (i.e., arguments before the left parenthesis marking the start of the options) were specified. The number of positional arguments allowed depends on the second operand (DISKR, etc.) on the command line.

This message is a likely result if the left parenthesis option delimiter is missing from the command line.

**User Response:** Check to make sure that you have specified the correct positional arguments, and that you have not omitted the parenthesis.

- **UNKNOWN OPTION NAME 'name'**

**Explanation:** The indicated option name is not recognized by EXECIO.

**User Response:** Check to make sure that you have not misspelled an option name.

- **VALUE MISSING AFTER 'option' OPTION**

**Explanation:** There is not value specified after the indicated option, yet one is required. For example, the MARGINS option requires that two values follow it. If one or both of these is missing, the message is produced.

**User Response:** Check the syntax of the command.

- **VALUE 'value' NOT VALID FOR 'option' OPTION**

**Explanation:** An invalid value was specified for the indicated option. For example, if 'Case3' is used in a call to EXECIO, the message will read '...VALUE 3 NOT VALID FOR CASE OPTION.'

**User Response:** Check the syntax of the command.

- **'option' OPTION IS NOT VALID WITH 'option' OPTION**

**Explanation:** Two mutually exclusive option values were specified. For example, only one input selection option is allowed; therefore, if both a LOCATE and a FIND option are specified, this message will be issued.

**User Response:** Check the syntax of the command.

- **'option' OPTION NOT VALID WITH 'operation' OPERATION**

**Explanation:** The indicated option cannot be specified with the indicated operation. For example, the FINIS option is not valid if PRINT is specified as the second operand on the command line.

**User Response:** Check the command syntax.

- **STRING OPTION WITH LINES = \* IS VALID ONLY FOR CP OPERATION**

**Explanation:** The STRING option with LINES = \* is valid only for a CP operation.

**User Response:** Check the command syntax.

- **DEVICE AND LINES ARGUMENTS ARE REQUIRED**

**Explanation:** The first two EXECIO command line operands are always required.

**User Response:** Check the command syntax.

- **INVALID VALUE 'value' FOR NUMBER OF LINES**

**Explanation:** The number of lines specified to be processed must be either a non-negative integer or an asterisk.

**User Response:** Check the value specified for the number of lines to be processed.

- **MISSING 'DEVICE' ARGUMENT**

**Explanation:** The EXECIO command requires a 'DEVICE' argument.

**User Response:** Check the command syntax.

- **INVALID 'DEVICE' ARGUMENT 'argument'**

**Explanation:** The only valid values for the 'DEVICE' argument are CP, CARD, DISKR, DISKW, PUNCH, PRINT, and EMSG.

**User Response:** Check the command syntax.

- **INVALID VALUE 'value' FOR DISK FILE LINE NUMBER**

**Explanation:** The line number specified is negative or a non-numeric value.

**User Response:** Check the command syntax.

- **DISK FILEMODE REQUIRED FOR DISKW**

**Explanation:** The filemode operand is required for a DISKW operation. The DISKW operation may cause writing to any disk to which the user has write access.

**User Response:** Check the command syntax.

- **INVALID RECORD FORMAT 'recfm' -- MUST BE EITHER F OR V**

**Explanation:** For a DISKW operation, if the record format (recfm) is specified, it must be either F or V. V is the default value.

**User Response:** Check the command syntax.

- **INVALID RECORD LENGTH ARGUMENT 'lrecl'**

**Explanation:** For a DISKW operation, if the logical record length (lrecl) is specified, the value must be less than 256 and greater than 0.

**User Response:** Check the record length argument.

- **FILE FORMAT SPECIFIED 'recfm' DOES NOT AGREE WITH EXISTING FILE FORMAT 'recfm'**

**Explanation:** The record format of a record to be written into an existing disk file is inconsistent with that file.

**User Response:** Check the record format specified against that of the file.

- **FILE LRECL SPECIFIED 'lrecl' DOES NOT AGREE WITH EXISTING FILE LRECL 'lrecl'**

**Explanation:** The logical record length of a record to be written into

an existing disk file is inconsistent with that file.

**User Response:** Check the logical record length against that of the file.

- **EXECIO OPTIONS ONLY ALLOWED WITH EXTENDED PLIST**

**Explanation:** If any options are used in the call to EXECIO, an extended plist must be supplied. The EXEC 2 interpreter always supplies an extended plist, and CMS supplies an extended plist for all commands read from the console. The most likely reason for this message is an attempt to invoke EXECIO (with options) from a CMS EXEC file. Another reason may be invocation of EXECIO from a user program that doesn't supply an extended plist.

**User Response:** You may provide the extended plist by converting the CMS EXEC file to an EXEC 2 file. Or EXECIO may be invoked through a separate EXEC 2 file called from the CMS EXEC file. If called from a program, the extended plist should be set up according to the documentation in the *VM/SP CMS for System Programming*.

- **INVALID CHARACTER IN FILE IDENTIFIER**

**Explanation:** The specified fileid contains a character that is invalid for the CMS file system.

**User Response:** Check the description of the command format and reissue the command using valid characters.

- **INVALID MODE 'mode'**

**Explanation:** More than two characters were specified for the mode.

**User Response:** Check the command syntax.

- **INVALID EXEC VARIABLE NAME**

**Explanation:** Using the EXECIO command, the maximum length of a variable name for the VAR or STEM option was exceeded. The maximum for the VAR option is 250 characters. The maximum for the STEM option is 240 bytes.

**User Response:** Use a shorter length variable name.

- **VAR OPTION WITH LINES > 1 IS INVALID**

**Explanation:** The EXECIO command was issued with the VAR option and the number of lines specified was greater than 1.

**User Response:** Either change the lines operand to 1 or use the STEM option.

**622E Insufficient [free] storage [message]**

**Explanation:** Insufficient storage was available for task to execute a required function. One possible cause of this error message is that a program issuing NUCXLOAD is in a loop. If present, 'message' is one of the following:

- **for msgline**  
No Return Code  
Execution continues.
- **for line spill**  
RC = 1  
Execution continues.
- **for PFKEY/PAKEY**  
No Return Code.  
Execution continues.



# DMS

- **for synonyms**  
No Return Code.  
Execution continues.
- **for I/O buffer**  
No Return Code.  
Execution continues.
- **for extract**  
RC = 104  
Execution of command terminates.
- **for EXECCOMM**  
RC = 104  
Execution of command terminates.
- **for EXECIO**  
RC = 41  
The request function is not performed.
- **for NAMEFIND**  
RC = 41  
Execution of the command is terminated.
- **for reading map**  
RC = 104  
Execution of the command is terminated.
- **no table made**  
RC = 41  
DMSGLO created no global variable(s) in storage for the GLOBALV command.
- **(nn entries)**  
RC = 41  
DMSNXM (NUCXMAP) requires one word of storage for each nucleus extension.  
The command is terminated, no map is generated.
- **for processing screen changes**  
last screen modifications are not processed.
- **for COPYKEY**  
image of vscreen is not placed in printer spool.

**System Action:** Execution halts.

**User Response:** Check a program issuing NUCXLOAD for a possible loop that is not terminating properly. More free storage may be obtained by releasing a disk (to recover the space used for the file directory) or deleting a nucleus extension. Alternatively, re-ipl CMS after defining a larger virtual storage size for the virtual machine.

**622W      Insufficient free storage for NAMEFIND buffer; processing continues**

**Explanation:** Insufficient storage was available for NAMEFIND to create a buffer containing information for the NAMES file. The requested buffer size, or the size of the file, was too large in terms of the available free storage.

**System Action:** No buffer was created and processing continues reading the NAMES file from the disk. The buffer size is set to 0, so that future invocations of NAMEFIND will not cause this warning to be displayed.

**User Response:** None.

**623S      {Module|Phase} cannot be loaded at location *hexloc*--this area is available for system use only**

**Explanation:** This error can occur because:

1. The module or phase is too large to be loaded in the user area (it is attempting to overlay the CMS nucleus which resides at the end of the user area).
2. The 'ORIGIN' option was specified incorrectly on the LOAD command. The origin specified is either causing the module or phase to 1) overlay the CMS nucleus, or 2) overlay the Free Storage Pointers

(as the origin specified is the beginning address of the segment that follows the CMS nucleus).

**System Action:** RC = 88.

The command that was executed to perform the load is terminated.

**User Response:** If the 'ORIGIN' option was incorrect, reissue the command with the correct origin. If the module or phase is too large, contact your system support personnel, or use the CMS nucleus 'CMSL' that is defined at a higher location, if it is available on your system.

**624I No nucleus extensions are found**

**Explanation:** No nucleus extensions were located and therefore they cannot be mapped for NUCXMAP.

**System Action:** RC = 0.

**User Response:** None.

**624W No nucleus extensions are loaded**

**Explanation:** No nucleus extensions have been loaded and therefore cannot be dropped.

**System Action:** RC = 28.

**User Response:** None.

**625S There are too many items that require relocation to save all of the RLD information**

**Explanation:** A LOAD or INCLUDE command was issued with the RLDSAVE option specified, and more than 16,384 address constants in the text file(s) require relocation.

**System Action:** RC = 104.  
Execution of the command is terminated. The system status remains the same.

**User Response:** Reorganize the text files so that fewer than 16,384 items require relocation, then reissue the command.

**626E Invalid action routine parameter parameter**

**Explanation:** The parameter passed to module DMSPOR in the routing table contains an invalid routine name.

**System Action:** None.

**User Response:** Correct the routing table entry. Make sure that the parameters passed to module DMSPOR contain a valid action routine name. The valid action routine names that can be specified with DMSPOR are:

GET	TOFB
QUERY	TOVM
SET	STOP

**627E Result is *nnnn* bytes too large for CP command buffer**

**Explanation:** CP returned a response to a command that is too large to fit into the buffer provided by module DMSPOR.

**System Action:** None (no data returned).

**User Response:** If possible, request less data (for example, as with the DISPLAY command).

**628E Invalid GLOBALV function function**

**Explanation:** The function specified on the GLOBALV command is invalid or unknown.

**System Action:** RC = 4.

**User Response:** Reissue the command specifying a valid GLOBALV function.

**System Action:** RC = 36.  
Execution of the command is terminated.

**629W**      **Screen modifications may be lost. Press ENTER key to process screen changes.**

**User Response:** If the spool file is still in your virtual reader, reissue the command. If the error persists, contact your installation support personnel.

**Explanation:** Your screen modifications could not be processed because your terminal configuration does not support the CMS command 'SET FULLREAD ON'.

**631E**      **{function|command} can only be executed from an EXEC-2 or REXX EXEC [or as a CMS command]**

The PA key just depressed will be executed. The next time the screen is read, any screen modifications, which are not overlaid by the function executed, will be processed.

**Explanation:** The command or function was not invoked from an EXEC-2 or REXX exec or from the CMS command line.

This terminal configuration, which imposes restrictions on your session, occurs when going through a VM/Passthru Facility (5749-RC1) (PVM) 327x Emulator link to another VM system. These PVM links can be identified by an 'S' to the immediate left of the nodeid in the PVM selection screen.

This function or command noted in the message either requires an extended parameter list, which is not provided by CMS EXEC, or a direct interface to the variables in an EXEC (EXECOMM), which is only available while an EXEC 2 or System Product Interpreter exec is active.

The PVM emulator line driver does not support the 3270 command 'read buffer' which is used when FULLREAD is set on and in processing PA keys.

**System Action:** For the XMITMSG command, RC = 24.

For the PARSECMD command, RC = 40.

**System Action:** Key pressed is executed. Screen changes are not processed.

For all other modules, RC = 4.

**User Response:** Press ENTER/PF key to process screen changes.

**User Response:** Invoke the command again from and EXEC-2 or REXX exec or from the CMS command line.

**630S**      **Error accessing spool file**

**632E**      **I/O error in EXECIO; rc = nnnn from command command**

**Explanation:** An error occurred while accessing the spool file, or the virtual reader is busy. The reader file may have been purged by the system, or the file may have been transferred from your virtual reader via a TRANSFER command issued by the originator or the system operator while the RDR command was executing.

**Explanation:** The specified error return code was obtained by EXECIO when the indicated command was invoked. EXECIO will not continue, but returns the error return code to its caller. The EXECIO operation may have partially completed before the error occurred.

**System Action:** RC = 1nn, where nn is the return code from the command specified in the message text.

RC = 2008, signifying invalid variable name from the EXEC COMM command.

**User Response:** Look at the documentation for the indicated command to interpret the return code.

**633E      Too many tags were encountered--maximum is 64 per line**

**Explanation:** While searching the names file, an entry was encountered that contained more than 64 tags (overflowing the internal tag tables of the NAMEFIND command). This record was not processed correctly by NAMEFIND.

**System Action:** RC = 88.  
Processing is terminated.

**User Response:** Make sure the entries in your names file do not have more than 64 tags.

**633W      Returned values were truncated**

**Explanation:** The information that was stacked or displayed at the terminal was truncated. The stack has a limit of 255 characters; CMS permits on 130 characters to be displayed.

**System Action:** RC = 88.  
Processing is completed.

**User Response:** Use the System Product Editor to view the rest of the entry.

**634E      No value to search for was specified**

**Explanation:** The NAMEFIND command was issued without a search value (i.e., a tag with a value).

**System Action:** RC = 24.  
Processing is terminated.

**User Response:** Reissue the command with at least one tag with a value to indicate what NAMEFIND should search for.

**635I      No entries were found that matched your search criteria**

**Explanation:** NAMEFIND was unable to locate an entry that matches the search criteria specified on the command line.

**System Action:** RC = 32.  
Processing has completed.

**User Response:** None.

**636E      Unsupported type of NETDATA file**

**Explanation:** A file in the reader is not able to be read in, because the RECEIVE command cannot reformat it. For example, an OS PDS in NETDATA format would not be able to be received in CMS.

**System Action:** RC = 88.  
Processing is terminated.

**User Response:** None.

**636W      Received null file; no file created**

**Explanation:** A file that was read in from the virtual reader contained no data records (only NETDATA control records were sent). No file was created on the user's disk.

**System Action:** RC = 32.  
Processing is terminated. No file is created on the user's disk.

**User Response:** None.

**637E**      **Missing {value|nodeid} for the  
{option option |operand operand}**

**Explanation:** An option or an operand that requires a value following it was specified, but no such value was given.

**System Action:** RC = 24.  
Processing is terminated.

**User Response:** Check the format of the command and reissue it, specifying all the required values for the options and operands.

**638E**      *fn ft fm* is too wide to append to *fn  
ft fm*

**Explanation:** A note in the reader is too wide to add to a fixed format NOTEBOOK file on the user's disk, or a record could not be added to the user's fixed format NETLOG file because the record was longer than the file.

**System Action:** RC = 32.  
Processing is terminated. Either the NOTE wasn't received or the log message was not added to the user's NETLOG file.

**User Response:** You can use either the System Product Editor subcommand SET RECFM or the COPYFILE command to change the format of the file from fixed to variable.

**639E**      **Error in routine routine; return  
code was nnnn**

**Explanation:** An error occurred while executing the routine specified in the error message. The return code is given to identify what the problem was.

If the module code of the message was DFT, the DMSDFT did not expect the return code it received and cannot interpret it.

**System Action:** RC = nnnn (whatever the return code was in the message above).  
Processing is terminated.

The CONVERT command will issue RC = 256 and the conversion will stop.

The PARSECMD command will issue RC = 04.

The QUERY command will issue RC = 24.

NUCXLOAD issues a return code of 100 if message 639E is issued. DMSRLD loads the module into storage for NUCXLOAD. The following chart shows the return codes from DMSRLD:

**Code Meaning**

- 21      Module length mismatch when reading the module file.
- 22      Invalid format for the relocation information record.
- 23      A Y-CON was found that could not be relocated.
- 35      Invalid address range for preallocated plist storage.
- 4nn     Error from FSSTATE (nn is the FSSTATE return code).
- 5nn     Error reading the module header records (nn is the FSREAD return code).
- 6nn     Error reading the module code (nn is the FSREAD return code).
- 7nn     Error reading the module relocation information record (nn is the FSREAD return code).
- 9nn     Error from FSCLOSE (nn is the FSCLOSE return code).

**User Response:** Look up the routine mentioned and determine from the return code what the problem was. Correct the problem and reissue the command.

If the module code of the message was DFT, then note the *routine* and the return code *nnnn* and contact your system administrator.

**640R      HELP disk address = *vdev***

**Explanation:** “vdev” designates the device address of the system HELP disk. On this disk, CMS expects to find the system HELP files.

**System Action:** The system waits for a response.

If you enter an invalid device address, the message DMSINQ079E INVALID DEVICE ADDRESS - REENTER is issued. DMSINQ640R is reissued, and you may enter a valid device address.

If you enter a null line, “19D” is assumed to be the system HELP disk.

If you do not want a HELP disk, enter the system disk address as the HELP disk address.

**User Response:** Enter a valid disk address or a null line.

**641E      No {command|options} specified**

**Explanation:** The DEFAULTS command requires that you specify a command and at least one option when using the SET operand.

**System Action:** RC = 24.  
Execution of the command is terminated.

**User Response:** Reissue the command and specify a command and at least one option.

**642E      DEFAULTS does not accept  
{command command|option option  
for command}**

**Explanation:** The DEFAULTS facility is valid only with certain commands and only with certain options for a given command.

**System Action:** RC = 24.  
Execution of the command is terminated.

**User Response:** Check the list of commands and options that can be used with the DEFAULTS command. (See the *VM/SP CMS Command Reference*, or issue HELP).

**643E      No class *fileclass* files in your  
reader**

**Explanation:** No files in your reader have the same class as the virtual reader. This may mean that your reader is empty, or that the files in your reader have a different class associated with them.

**System Action:** RC = 28.  
Execution of the command is terminated.

**User Response:** You can use the RDRLIST command to see if there are any files in your reader other than those having the same class as your virtual reader. You can use the CP CHANGE command to make the class of the spool files the same as your reader class.

**644E      All reader files are in HOLD  
status or not class *fileclass***

**Explanation:** No files in your reader have the same class as the virtual reader, or if they have the same class, they are in HOLD status (they have a USER, SYS, or USYS value for the HOLD field in RDRLIST).

**System Action:** RC = 28.

# DMS

Execution of the command is terminated.

**User Response:** To PEEK or RECEIVE a file that is not held or is not the same class as your virtual reader, specify the spoolid in the command, for example, "PEEK spoolid" or "RECEIVE spoolid...." You can also use the CP CHANGE command to change the spool file to NOHOLD or the class of the file to be the same as the reader class.

**645W**      **The user tag name *name* is too long to display in the panel**

**Explanation:** Only the first 12 characters of a user-defined tag name can be displayed in the NAMES panel.

**System Action:** None.

**User Response:** An entry is displayed with tag names truncated to 12. If you change this entry using the panel, the tag names will also be truncated in the file. Therefore, if you want to have tag names greater than 12 characters, edit the names file directly instead of using the panel.

**646E**      ***macroname* must be invoked from the prefix area**

**Explanation:** A prefix macro was invoked from the command line and not from the prefix area.

**System Action:** RC = 8.

**User Response:** None.

**647E**      **Userid not specified for *nickname* in *userid* NAMES file**

**Explanation:** The entry for the nickname specified does not contain a value for the Userid tag; therefore, communication with this user is impossible.

**System Action:** RC = 32.  
Execution of the command is terminated.

**User Response:** Reissue the command substituting the user's userid in place of the nickname, or use the NAMES command to insert the Userid in that entry.

**648E**      **Userid *userid* not found; {no message has been sent |no files have been sent|check the *userid* NAMES file}**

**Explanation:** The specified userid or the value for the userid tag in the specified 'NAMES' file was not a valid userid for your computer system.

**System Action:** RC = 32.  
Execution of the command is terminated.

**User Response:** Validate the value for the userid and insert it correctly into the NAMES file or reissue the command with correct userid.

**649E**      **Extraneous parameter[(s)] *parameter(s)***

**Explanation:** There were more operands specified than the command issued will accept.

**System Action:** RC = 24.  
Execution of the command is terminated.

**User Response:** Check the correct format of the command and reissue the command.

**650E Invalid spoolid *nnnn***

**Explanation:** The value representing the spoolid was not a valid spoolid number.

**System Action:** RC = 20.

**User Response:** Reissue the command with a valid spoolid.

**651E {*option|command*} must be issued from *environment(s)***

**Explanation:** The command is valid only in certain environments and is not executed otherwise.

**System Action:** RC = 40.

**User Response:** To execute this command or use this option you must first issue the necessary command to enter the required environment.

**652E Missing operand(s); enter EXECUTE <n> DISCARD**

**Explanation:** DISCARD was issued without the correct operands. If you use the EXECUTE subcommand to issue DISCARD, the correct operands will be appended automatically.

**System Action:** RC = 24.

**User Response:** On a display terminal, enter DISCARD in the command area on the lines that contain the files to be discarded and press PF10. Otherwise, enter EXECUTE [n] DISCARD on the command line to discard n files (the default is one), starting with the fileid displayed on the current line.

**653E Error executing *command*, rc = *nn***

**Explanation:** An error was encountered while executing the specified command.

**System Action:** RC = 40.  
Processing is terminated.

**User Response:** Check the return code for the command shown in the message to better identify the problem.

**654E Invalid symbol *string*; {/0 must be specified alone|invalid character *char* following / symbol}**

**Explanation:** The EXECUTE subcommand was invoked with invalid symbols specified in the command.

**System Action:** RC = 24.  
The command is not executed.

**User Response:** Reissue the command(s) using valid symbols.

**655E Spoolid *nnnn* does not exist**

**Explanation:** There is no spool file with this spoolid number in your virtual reader.

**System Action:** RC = 28.  
The command is not executed.

**User Response:** None.

**656E {Error saving your NAMES file; rc = *nn* from NAMEFIND command|Error saving your NAMES file; use FILELIST to clear some space on your disk}**

**Explanation:** An error was encountered while searching through your 'Userid NAMES' file.

**System Action:** RC = 100.  
The search was terminated unsuccessfully.



**User Response:** Check the return codes for the NAMEFIND command to better identify the problem.

**657E Undefined PFkey/PAkey**

**Explanation:** A PF or PA key that has no function assigned to it was pressed.

**System Action:** None.

**User Response:** None.

**658W The value for the tag tag is too long to display in the panel**

**Explanation:** The value for the specified tag is too long to fit onto the panel; therefore, only part of it is displayed. If this value is changed it will be truncated in the NAMES file.

**System Action:** Only part of the value is displayed in the panel.

**User Response:** If you change this entry using the panel, the tag values will also be truncated in the file. Therefore, if you want to have tag values longer than the space allowed on the panel, edit the names file directly instead of using the panel.

**659E Invalid prefix subcommand: prefix**

**Explanation:** A prefix subcommand or macro was issued with invalid or extraneous operands.

**System Action:** The macro or subcommand is redisplayed in the prefix area prefixed by a "?."

**User Response:** Correct and reissue the macro or subcommand.

**660E The nickname field must be filled in**

**Explanation:** All entries in the NAMES file must have a NICKNAME tag to indicate the beginning of the entry. If this field is blank, the entry will not be accepted from the panel.

**System Action:** The function is not executed.

**User Response:** Fill in the value for the Nickname.

**660W Warning: this entry duplicates an existing nickname**

**Explanation:** An entry has been added or changed, and the nickname now duplicates an entry (or entries) already in the NAMES file. This entry can no longer be identified uniquely by its nickname tag. Since the CMS commands (NOTE, SENDFILE, and TELL) that search the 'Userid NAMES' file often search based on the nickname tag, only the first entry that begins with this nickname will be used.

**System Action:** None.

**User Response:** You may wish to change the nickname value and press PF6 to ensure that this entry can be uniquely identified by the CMS commands that reference the 'Userid NAMES' file. Also, by pressing PF5 repeatedly you can locate all the entries that have this nickname and then decide which nicknames that you wish to change.

**661E Prefix name is invalid for the line on which it was entered**

**Explanation:** A prefix subcommand or macro was issued on a line in the file that was invalid for the execution of that subcommand or macro. For example, most prefix subcommands and macros are invalid on shadow lines

when SCOPE is DISPLAY. Also, if an F or P was specified as the target for an M prefix subcommand and they were entered on a line within the lines being moved, this message is issued. If an E prefix subcommand was issued on a line that cannot be extended, this message is issued.

**System Action:** The macro or subcommand is redisplayed in the prefix area, and it is prefixed by a "?."

**User Response:** None.

**662W**      **You are not on an entry; press PF 5, 7 or 8 to move to an entry**

**Explanation:** The command issued was not executed because you were not positioned on an entry in the file.

**System Action:** None.

**User Response:** Use a PF key to move to an entry.

**663W**      **There is/are *nn* undisplayed tag(s)**

**Explanation:** This entry contains 'nn' more tags than can be displayed in the panel.

**System Action:** None.

**User Response:** If the entry is deleted, the undisplayed values are also deleted. If the entry is changed, the undisplayed tags are not changed. To change these tags you must edit the 'Userid NAMES' file.

**664E**      **{Entry|Previous entry|Next entry} not found**

**Explanation:** PF 5, 7 or 8 was pressed and the search failed to find an entry.

**System Action:** None.

**User Response:** None.

**665E**      **File *userid* NOTE \* not found; to begin a new note, enter NOTE name**

**Explanation:** The NOTE command was issued without any operands, which is the correct procedure when you want to continue an existing NOTE. However, no NOTE was found.

**System Action:** RC = 28.

**User Response:** Specify a name (or names) following the command name.

**666E**      **Note already exists; enter NOTE to continue, or specify REPLACE option**

**Explanation:** The NOTE command was issued with a name or names following the command. However, a NOTE already exists. You can process only one NOTE at a time.

**System Action:** RC = 28

**User Response:** You can either specify NOTE with no operands to finish processing the existing note, or you can reissue the command and specify the REPLACE option, which discards the existing note and begins a new one.

**667E**      **NOTE header does not contain the {keyword FROM|keyword TO|OPTIONS line|DATE line}**

**Explanation:** The NOTE header must have a line that contains the options, a line containing the date, a line indicating the sender of the note, and a line indicating the recipients. These lines are denoted by the keywords "OPTIONS:," "FROM:," "DATE:," "FROM:" and "TO:," respectively beginning in column one of these lines. If these lines are not present, the NOTE has an invalid format and cannot be sent using the NOTE option of SENDFILE.

**System Action:** RC = 32.  
Processing terminates.

**User Response:** Correct the format of the header lines.

**668E**      **The {ADD|APPEND} option must be specified alone**

**Explanation:** No other options are valid when either the ADD or APPEND option is specified.

**System Action:** RC = 40.  
Processing terminates.

**User Response:** Reissue the command using only the ADD or APPEND option.

**669E**      **List of addressees cannot begin with CC:**

**Explanation:** 'CC:' is used to denote a list of complimentary copy recipients and cannot be the first addressee of a NOTE.

**System Action:** RC = 24.  
Processing terminates.

**User Response:** Reissue the command, with the addressee preceding the 'CC:' recipients.

**670E**      **No names to be added were specified**

**Explanation:** The ADD option was specified without any names to be added.

**System Action:** RC = 24.  
Processing terminates.

**User Response:** Reissue the command, specifying the names to be added with the ADD option.

**671E**      **Error {sending|receiving|creating|loading|updating} [file] *fn ft fm*;  
rc = *nn* from command**

**Explanation:** An error occurred while attempting to send, receive, create, or load a file.

**System Action:** RC = 100.  
Execution of the command is terminated.

**User Response:** To further identify the problem, check the return code specified in the message for the command that encountered the error, correct the problem, and reissue the command.

**672E**      **Virtual {punch|reader} invalid or not defined**

**Explanation:** The specified device was not defined at the correct virtual address. The virtual reader must be defined at the virtual address 00C and the virtual punch must be defined at 00D in order for the command issued to function properly.

**System Action:** RC = 36.

**User Response:** Use the CP DEFINE command to define the device at the proper address. Then reissue the command.

**673E**      **Addressees are in the note header records; do not specify names with the NOTE option**

**Explanation:** The NOTE option of the SENDFILE command was issued with a name or names of people who were to receive the file. However, the recipients of the NOTE being sent should be contained in the NOTE header records; the names specified on the command line are extraneous.

**System Action:** RC = 24.

**User Response:** Check that the proper addressees are contained in the NOTE header and reissue the command without specifying any addressees.

**674E {Reader|Punch} is not ready**

**Explanation:** The command issued requires that the device specified have a READY status associated with it.

**System Action:** RC = 36.

**User Response:** Use the CP READY command to change the status of the virtual device. Then reissue the command.

**675E No names specified**

**Explanation:** The SENDFILE command requires that you specify the name(s) of the recipient(s) of the files (unless the file is a NOTE).

**System Action:** RC = 24.

**User Response:** Reissue the command, specifying the name(s) of the recipient(s).

**676E Invalid character {\*|=} for {Network ID|window name|virtual screen name}**

**Explanation:** This message was issued for one of the following reasons:

- SENDFILE is attempting to send a file to another node, which should be connected to your computer via an RSCS machine. However, the RSCS ID (or NETWORK ID) has the value '\*', which is not a valid ID.
- An attempt was made to define a window with a name of \* or =, or to define a virtual screen of \* which is not valid.

**System Action:** RC = 20.

The command is not executed.

**User Response:** Do one of the following:

- There is evidently a problem with the 'SYSTEM NETID \*' file. This file should contain information about the Network ID. For more information about this file, see the description in the IDENTIFY command. Contact your system support personnel. The person responsible for building your system is responsible for maintaining this file.
- Reissue the DEFINE WINDOW or DEFINE VSCREEN command with a valid name.

**677E Invalid option *option* in option line**

**Explanation:** The OPTIONS line in the NOTE header records contains an option that is invalid or not in the correct position. The five options on the line following the keyword 'OPTIONS:' are expected to contain specific values and be in the correct order.

**System Action:** RC = 32.

**User Response:** Check the format of the options line as described in the NOTE command description and correct the invalid option and/or make sure that the order in which the options appear on the line agrees with the order in the NOTE command description.

**678E Invalid note header format; note cannot be sent**

**Explanation:** The SENDFILE command was unable to send the NOTE because the format of the addressees in the NOTE was not what the SENDFILE expected. Depending on the value of the format option (LONG or SHORT) in the 'OPTIONS' line of the NOTE,

SENDFILE expects the addressees to have certain formats. If the LONG option was specified, each line must contain one addressee, that can be identified in the form "Userid AT Node." If the SHORT format is specified, everything following the 'TO:' keyword is an addressee in the form "Userid" or "Userid AT Node."

**System Action:** RC = 32.

**User Response:** If the header format is incorrect, try to correct the format of the addressees. Check the description of the NOTE header format (which depends on the LONG and SHORT options) in the description of the NOTE command.

**679E** **Disk mode is {read/only|full|not accessed}; note cannot be sent**

**Explanation:** For the reason specified in the message, the SENDFILE command was unable to send the NOTE. In order to send the NOTE, SENDFILE must first save the NOTE on a disk. It cannot do this if the disk is full or if the disk has read/only access.

**System Action:** RC = 36.  
The note is not sent.

**User Response:** If the disk is full, try to make some space available by erasing any unwanted files. If the disk is accessed read/only, use the CMS ACCESS command to access the disk for read/write capability; or change the filemode to one that is a read/write disk (you can use the System Product Editor subcommand "SET FMODE mode" to do this).

**680E** **Invalid fileid specified with the FILELIST option**

**Explanation:** The FILELIST option is used to indicate that the file identified as 'fn ft fm' actually contains a list of files to be processed by the command. If the FILELIST option is specified, no pattern matching characters (\* or %) may appear in the fileid.

**System Action:** RC = 20.

**User Response:** Do not use the FILELIST option, or specify the complete fileid of the file that contains the list of files to be processed.

**681E** **This is an unnamed file; specify filename and filetype**

**Explanation:** The spool file being received has no fileid. It must have a filename and filetype in order to be identified.

**System Action:** RC = 88.

**User Response:** Reissue the command, specifying a filename and filetype. See the RECEIVE command description for more information on the command format.

**682E** **Error copying file fn ft A to {fn ft fm |mode disk}; rc = nn from COPYFILE**

**Explanation:** The file was sent using the DISK DUMP command and had to be read onto the A-disk using the DISK LOAD command. At that point the RECEIVE command attempted use COPYFILE to copy the file from the A-disk to the disk specified in the error message. However, the COPYFILE command failed to execute and returned the specified return code.

**System Action:** RC = 100.

- User Response:** See the description of the COPYFILE command for more information about the return code. The file specified in the error message is still on your A-disk and you can do with it as you want. If there was a file with the same fileid on your A-disk before RECEIVE was issued, the original file is renamed "\$A\$A\$A\$A \$B\$B\$B\$B A". Take the proper actions to restore the files to the fileid you want.
- 683E      The entire file must be peeked at to be reformatted**
- Explanation:** The PEEK command reformats spool files that are in DISK DUMP or NETDATA transmission formats to make them more readable. To do this, the user must PEEK at the entire spool file. The default for PEEK is to peek at the first 200 records in a spool file.
- System Action:** RC = 32.  
The file is not reformatted.
- User Response:** If you want to look at the file reformatted, reissue the PEEK command using the FOR and FROM options. To PEEK at the entire file, use "PEEK spoolid ( FROM 1 for \* )." You can change the default options of PEEK (originally FROM 1 FOR 200) by using the DEFAULTS command.
- 683W      The file has an LRECL greater than 255 and cannot be reformatted**
- Explanation:** The PEEK command cannot reformat a file whose logical record length is greater than 255.
- System Action:** RC = 32.
- User Response:** This file cannot be peeked at in readable form. Use RECEIVE to read the file in.
- 684E      File contains invalid records and cannot be reformatted**
- Explanation:** The spool file contains records that PEEK does not recognize as the correct format for DISK DUMP or NETDATA format files.
- System Action:** RC = 32.  
The file is not formatted.
- User Response:** None.
- 685E      Joined lines(s) exceed zone settings**
- Explanation:** The first character of the joined line did not fit within the zone.
- System Action:** RC = 5.  
The subcommand is not executed.
- User Response:** Change the zone setting and reissue the JOIN subcommand.
- 686E      Synonym name not recognized by prefix macro *macroname***
- Explanation:** A prefix macro was issued using a synonym that cannot be recognized by the prefix macro.
- System Action:** The prefix area is redisplayed prefixed by a "?."
- User Response:** Use the system defined synonyms for that macro.
- 687E      This is a {SYSTEM {HELD|DUMP}file|file with a SPECIAL CCW} This file cannot be {peeked at|received}**
- Explanation:** A file in your reader has a SYSTEM hold on it (status SYS or USYS), is a system dump, or contains a special CCW (usually generated by a X'5A' carriage control character and as such cannot be received or peeked at.

**System Action:** RC = 1, or RC = 10 (if the file contains a special CCW).

**User Response:** If the file is SYSTEM HELD, request that the operator change the spool file status to NOHOLD. If the file is a SYSTEM dump file, refer to the documentation for the VMDUMP and VMFDUMP commands.

**688E XEDIT option only valid from XEDIT environment**

**Explanation:** The LISTFILE, NAMEFIND, MACLIB, or DMSDDL command was issued with the XEDIT option, but the command was not issued from the XEDIT environment.

**System Action:** RC = 24.  
The command is not executed.

**User Response:** Reissue the command from the XEDIT environment.

**689E File must be F-format or V-format**

**Explanation:** One of the following conditions has occurred:

- The LISTFILE command was issued with the XEDIT option, but the file where the information was to be placed is not in the correct format. The correct format is either fixed format with LRECL of 108 or variable format.
- The MACLIB command was issued with the XEDIT option, but the file where the information was to be placed is not in the correct format. The correct format is either fixed format with LRECL of 130 or variable format.

**System Action:** RC = 24.  
The command is not executed.

**User Response:** Correct the format of the file.

**690E {PROPCHK|HOSTCHK} not specified in RTABLE**

**Explanation:** A request is received to set node-checking ON or OFF for a routing table that has no PROPCHK or HOSTCHK statements. (Sent by the programmable operator SET node-checking command handler.)

**System Action:** The operation is not performed.

**User Response:** Check the routing table contents.

**691I VMDUMP taken, PROP will IPL CMS**

**Explanation:** An abend occurs in the programmable operator facility maninline. (Sent following DMSPOE148T.)

**System Action:** The programmable operator facility closes all files, issues the CP VMDUMP command, and IPLs the last CMS system that was IPLed.

**User Response:** Note the error and contact system support personnel.

**692I Action routine *routine* abended, PROP continuing**

**Explanation:** An abend occurs in an action routine. (Sent following DMSPOE148T.)

**System Action:** The programmable operator continues operation.

**User Response:** For a system action routine, note the error and contact system support personnel. For a user action routine, correct the action routine.

**693E Missing statement statement in RTABLE**

**Explanation:** One of the following statements is missing from the RTABLE: LGLOPR, or ROUTE.

**System Action:** The programmable operator facility terminates.

**User Response:** Correct the RTABLE and reload it or reinvoke the programmable operator facility.

**694E More than one statement statement in RTABLE**

**Explanation:** More than one of the following statements is detected in the RTABLE: LGLOPR, TEXTSYM, LOGGING, or HOSTCHK.

**System Action:** The programmable operator facility terminates.

**User Response:** Correct the RTABLE, and reload it or reinvoke the programmable operator facility.

**695E Cannot define more than 63 CTLCHARs**

**Explanation:** An attempt was made to define new CTLCHARs when there were already 63 CTLCHARs defined.

**System Action:** RC = 4.  
The subcommand is not executed.

**User Response:** You can redefine the existing CTLCHARs, but you cannot add any more new ones.

**696W Invalid data received from the display**

**Explanation:** After a READ operation, the data received from the display could not be handled properly. This message may occur when using a remote display and transmission errors occur.

**System Action:** RC = 100.

An attempt is made to re-read the screen. If errors persist, then screen changes are not processed.

**User Response:** Check the terminal and reissue the command. If the error persists notify your system support personnel.

**697E The logical screens must cover the full virtual screen width**

**Explanation:** A SCREEN WIDTH or SCREEN DEFINE subcommand was issued that did not account for the entire virtual screen width.

**System Action:** RC = 5.  
The subcommand is not executed.

**User Response:** Reissue the SET SCREEN subcommand and be sure to account for all the columns on the screen.

**698W New record length may result in loss of double-byte characters**

**Explanation:** A subcommand was issued that changes the logical record length (LRECL) of records that may contain double-byte strings. As a result, DBCS strings may have been truncated and no longer contain matching shift-out (SO) and shift-in (SI) control characters. These truncated strings no longer are recognized as double-byte characters.

If SET LRECL was issued to decrease the logical record length, then any double-byte strings that have been truncated will no longer be treated as double-byte characters.

If PUT/PUTD was issued to append records to a fixed-format file that has a smaller LRECL, then any double-byte strings that were truncated in the



# DMS

appended records are no longer recognized as double-byte characters.

**System Action:** RC = 3.

**User Response:** To return to the original LRECL of the file, issue "SET LRECL \*", thus avoiding any possible truncation of DBCS strings. If you are putting records to a fixed-format file, change the record format (RECFM) or the logical record length (LRECL) of the file to which you are appending records.

## 699E No filetype specified or vdev is an invalid disk address

**Explanation:** The command requires that you specify a filetype or a valid hexadecimal disk address.

**System Action:** RC = 24.  
Execution of the command is terminated. The system status remains the same.

**User Response:** Reenter the command, specifying the filetype or the valid hexadecimal disk address.

## 700E Logical AND operator & not valid for column targets

**Explanation:** The logical AND operator, '&', is only valid for line targets. It is not valid for column targets.

**System Action:** RC = 5.  
The subcommand is not executed.

**User Response:** Redefine the target string and reissued the subcommand.

## 701I Null file

**Explanation:** There were no records in the file.

For DMSRDC, two READ control cards were encountered, but there were no cards available to be placed in the first file.

For DMSTPE, an end-of-CMS-file record was found, but there were no other records in the file.

**System Action:** Processing continues.

**User Response:** If records were expected, the file should be resubmitted.

## 702E Missing, invalid, or incomplete fileid in following READ control card: :READ .... Command terminated

**Explanation:** This message appears when you issue READCARD \* and prompting is not in effect. It indicates that a record beginning with :READ has been found in the spool file and the following fileid is invalid.

**System Action:** RC = 24.  
Execution of the command is terminated.

**User Response:** Issue READCARD *fn ft*, edit the received file, correct the erroneous READ control card(s), punch the file back to yourself, and then reissue READCARD \*

## 702I {READ control card missing. Following assumed: :READ READCARD CMSUT1 A1[:READ...}

**Explanation:** One of the messages is displayed when you issue READCARD \*, either:

1. The first record in the spool file is not a READ control card and when a READ control card and when a read control card in the spool file has been identified and validated, it is listed at the terminal.
2. A control card was encountered in the input card stream and it indicates the names assigned to each file.

**System Action:** Processing continues.

**User Response:** If the file has been read in as READCARD CMSUT1 A1, rename it to a desired fileid.

**702W**      **Missing, invalid, or incomplete fileid in following READ control card: :READ.... Fileid changed to READCARD CMSUT1**

**Explanation:** This message appears when you issue READCARD \* and prompting is in effect. It indicates that a record beginning with :READ has been found in the spool file and the following fileid is invalid.

**System Action:** Processing continues. The action specified is taken.

**User Response:** A subsequent prompt will allow you to specify the correct fileid.

**703I**      **File *fn ft fm* {copied|created}**

**Explanation:** The named file has been copied from tape to disk, or a file was created after issuing the STATUS macro.

**System Action:** For FILE 'fn ft fm' COPIED: None.

For FILE 'fn ft fm' CREATED: A file containing the SET subcommand options and their current settings is created.

**User Response:** None.

**704I**      **Invalid CLEAR request**

**Explanation:** A CLEAR request was entered for a file definition that does not exist. No action took place.

**System Action:** None.

**User Response:** Correct the file definition specified in the CLEAR request.

**705I**      **Disk remains unchanged**

**Explanation:** The reply to DMSFOR605R was not "yes."

**System Action:** None. The disk remains unchanged.

**User Response:** Enter the next command.

**706I**      **Terminal input; type null line for end of data**

**Explanation:** The input ddname in the MOVEFILE command refers to a terminal. This message requests the input data to be copied to the output device or file.

**System Action:** The system waits for a response.

**User Response:** Enter data or a null line.

# DMS

## 707I Ten files copied

**Explanation:** Ten members have been copied from tape to disk as a result of the MAXTEN option.

**System Action:** None.

**User Response:** None.

## 708I Disk file FILE *ddname* A1 assumed for DDNAME *ddname*

**Explanation:** No FILEDEF command was issued for a *ddname* specified in the MOVEFILE command. As a result, the MOVEFILE command issues a FILEDEF for that *ddname*.

If this is the input *ddname*, the disk file must exist on disk. The blocksize and record format are taken from the characteristics of the input disk file.

If this is the output *ddname*, the disk file is created on the A-disk. Its characteristics depend on the format of the input file.

**System Action:** Processing continues.

**User Response:** None.

## 709E PROPCHK not specified in RTABLE for nodeid *nodeid*

**Explanation:** A request is received to set node-checking ON or OFF for a node that is not specified in the RTABLE. (Sent by the programmable operator SET PROPCHK command handler.)

**System Action:** The operation is not performed.

**User Response:** Enter the correct *nodeid* or check the RTABLE contents.

## 710I Phase *phase* entry point at location *hexloc*

**Explanation:** The phase entry point is located at '*hexloc*'.

**System Action:** None.

**User Response:** Issue the START command to begin execution.

## 711I No system synonyms in effect

**Explanation:** No system synonyms are in effect because you previously issued a SYNONYM command with NOSTD specified as an option.

**System Action:** None.

**User Response:** If you want to have system synonyms in effect, issue the SYNONYM command with the STD option.

## 712I No synonyms (DMSINA not in nucleus)

**Explanation:** The routine that handles synonym processing is not in this system; therefore, no synonyms are in effect.

**System Action:** None.

**User Response:** None.

## 713E Cannot connect to message system service, CMSIUCV error code = *code*

**Explanation:** Sent by the programmable operator facility initialization routine when a request to CONNECT to Message Service results in a non-zero return code from the CMSIUCV function.

**System Action:** The programmable operator facility terminates.

- User Response:** Refer to the IBM *VM System Facilities for Programming* to determine the meaning of the code. If the problem cannot readily be corrected, IPL the CMS system again. If the problem persists, contact system support personnel.
- 714E Cannot connect to message system service, service already in use**
- Explanation:** IUCV has denied the programmable operator facility's request to CONNECT to Message Service. For example, the programmable operator virtual machine already has a connection to the message service. (Sent by the programmable operator initialization routine.)
- System Action:** The programmable operator facility terminates.
- User Response:** Terminate the application that is using the Message Service. If that cannot be done, IPL the CMS system again. If the problem persists, contact system support personnel.
- 715I DOSGEN complete**
- Explanation:** The CMS text decks have been successfully loaded into the discontinuous shared segment and the CP SAVESYS command has been issued to save the system.
- System Action:** None.
- User Response:** None.
- 716E SRPI subcommand environment was not found.**
- Explanation:** The SRPI subcommand environment wasn't found when either you entered the CMSSERV command to start communications between your work station and CMS or when CMS tried to process an SRPI subcommand.
- System Action:** Communications with your work station ended. CMS informed your work station program that communications ended.
- User Response:** IPL CMS and enter the CMSSERV command to start communications between your work station and CMS. If you still have a problem, contact your system administrator.
- 717E Return code from command line entry was nnn**
- Explanation:** The command you entered sent back a return code of *nnn*.
- System Action:** None
- User Response:** For information on the return code and its meaning, see the appropriate documentation for the command you entered.
- 718E Unable to link to work station.**
- Explanation:** Communications between your work station and CMS couldn't be initialized because the configuration of your work station doesn't support the required DFT mode.
- System Action:** Communications between your work station and CMS were not started.
- User Response:** Make sure you have the correct work station configuration to use the services of Enhanced Connectivity Facilities. You can find specific information about the supported

work station configurations in *Introduction to IBM System/370 to IBM Personal Computer Enhanced Connectivity Facilities*, GC23-0957. Once you've set up the correct configuration for your work station, start the communications program on your work station and then IPL CMS and enter the CMSSERV command. If you still have problems, contact your system administrator.

**719E Work station communications not active.**

**Explanation:** The communications program at your work station is not running; therefore, CMS cannot communicate with your work station.

**System Action:** CMS will periodically attempt to start communications with your work station until you either start the communications program on your work station or press PF3 to force CMS to end its attempts to connect with your work station.

**User Response:** Start the communications program on your work station or press PF3 to terminate CMSSERV. If you cannot start your work station communications program, press PF3 and contact your system administrator to find out what you need to start Enhanced Connectivity Facilities communications on your work station.

**720E No longer linked to work station; error code was nnn**

**Explanation:** Unexpected results were received when your work station program transmitted data to CMS.

**Code Meaning**

**004** The request from the work station was out of sequence.

**008** Unexpected results were received from the work station terminal emulator.

**012** There is an error in the Enhanced Connectivity Facilities data sent from your work station communications program.

**016** There is an error in the communications data or flows sent from your work station communications program.

**020** The data sent from your work station communications program contained an unexpected structured field.

**024** When CMS tried to send data to your work station, CP sent back a reply stating that your work station is disconnected.

**028** The work station communications program ended communications.

**System Action:** Communications with your work station ended. If communications with your work station were active before this message was displayed, CMS informed your work station program that communications ended.

**User Response:** Check any connections between your work station and host system to which you have access. Restart communications on your work station, IPL CMS, and then enter the CMSSERV command again to start communications from the host. If you still have problems, contact your system administrator.

**721I Copy *fn ft fm* [{to|append|overlay} *fn ft fm* ({old|new} file)]**

**Explanation:** This message appears in conjunction with the TYPE option. It indicates the name of the input file and output file.

- System Action:** None.
- User Response:** None.
- 722I** File *fn* LISTING Z1 will hold AMSERV output
- Explanation:** The Access Method Services output will be placed on the given disk (other than the user's A-Disk). This information message is omitted if the output file is placed on the user's read/write A-disk.
- System Action:** Processing continues.
- User Response:** None.
- 723I** mode(*vdev*) [is accessed as] {R/O|R/W} [-OS|-DOS]
- Explanation:** The specified CMS-formatted disk is accessed in read-only mode. -OS indicates the disk is OS-formatted. -DOS indicates the disk is DOS-formatted.
- Note:* A read/write OS or DOS disk can be written on only by VSAM. If the message occurs during IPL, then the Y-STAT is too large to fit in the CMS nucleus.
- System Action:** Processing continues.
- User Response:** None, unless the message occurred during IPL, in which case refer to Appendix G of the *VM/SP Installation Guide*.
- 724I** *vdev* replaces mode(*vdev*) [-OS|-DOS]
- Explanation:** The disk that was first accessed replaces the disk specified by the mode letter. The disk it replaces is released, but is not detached.
- System Action:** Processing continues.
- User Response:** None.
- 725I** *vdev* also = mode [-OS|-DOS] disk
- Explanation:** The specified disk is also accessed as the 'mode' disk. The -OS indicates that the disk is an OS disk; the -DOS indicates that the disk is a DOS disk.
- System Action:** Processing continues.
- User Response:** None.
- 726I** *vdev* mode released
- Explanation:** The specified device was previously accessed as a read/write disk with the mode letter indicated. This device has now been released since the user has accessed the same device as a read/write disk with a different mode letter.
- System Action:** Processing continues.
- User Response:** None.
- 727E** Syntax definition for uniqueid *uniqueid* not found
- Explanation:** The uniqueid *uniqueid* was requested but not found in the syntax definition table.
- System Action:** RC = 28.
- User Response:** Issue SET LANG to make sure correct parsing facility tables are available or correct uniqueid on PARSECMD invocation, and issue the command again.
- 728I** DEBUG entered
- Explanation:** The system has entered the DEBUG environment. For a full description of DEBUG, see the *VM/SP CMS User's Guide* and the *VM/SP CMS Command Reference*.
- System Action:** The system waits for the next command.

**User Response:** Enter a DEBUG subcommand.

**729R** Do you want to save the system?  
Enter 1 (YES) or 0 (NO).

**Explanation:** This prompt allows users to save the CMS system during CMS nucleus-generation.

**User Response:** Accepted responses are 1, Y, YES (indicating YES), 0, N, NO (indicating NO) or null (which takes the default of YES).

**730R** Saved systemname =

**Explanation:** This prompt is displayed when the user makes an affirmative response to message 729R.

**User Response:** Enter the name the system is to be saved as. If a null response is made, the default name of 'CMS' is used.

**731W** System will not be saved; reissue the IPL command with the SAVESYS parameter

**Explanation:** The SAVESYS command was entered at the initial VM READ. This is not a supported method of saving the CMS system.

**System Action:** IPL completes, but the system is not saved.

**User Response:** To save the CMS system with an IPL of a dasd device, reissue the IPL command with SAVESYS parameter.

To save the system during nucleus generation either:

Modify the DMSNGP ASSEMBLE file to include a positive response to the SAVESYS parameter, rebuild the CMS nucleus, and reissue the IPL command, or

Reissue the IPL command and provide an affirmative answer to prompt DMSINI729R

If prompt 729R does not appear, modify the SAVESYS parameter of the DEFNUC macro in the DMSNGP assemble file, and rebuild the CMS nucleus and reissue the IPL command.

**732I** *nnnn* {cylinders|FB-512 blocks}  
formatted on *mode(vdev)*

**Explanation:** This message tells you how many cylinders or FB-512 blocks have been formatted on the specified disk.

**System Action:** Processing continues.

**User Response:** None.

**733I** {Formatting|Reserving} disk *mode*

**Explanation:** The FORMAT command is formatting the specified disk.

**System Action:** Processing continues.

**User Response:** None.

**735E** Primary and alternate drives are identical.

**Explanation:** The tape drive specified as a parameter of the ALT option in the FILEDEF command is identical to the specified primary drive. This is invalid.

**System Action:** RC = 24.  
Execution of the command is terminated. The system status remains the same.

**User Response:** Reissue the FILEDEF command specifying a tape drive on the ALT option that is different from the primary tape drive.

**737R**      **Enter the minidisk address for the  
group element**

**Explanation:** The SPLOAD PROFILE contains a ? in the address column for this *group element*

**System Action:** Execution of the command waits until you respond to the address request.

**User Response:** Enter the minidisk address where you want the *group element* tape file to be loaded.

**738I**      **Record length is *nnn* bytes**

**Explanation:** The message indicates the length of records read in when it is not 80 bytes.

**System Action:** Processing continues.

**User Response:** None.

**740I**      **Execution begins ...**

**Explanation:** The user has requested execution of a program under CMS.

**System Action:** The program has been prepared for execution by the CMS loader and control is now passed to the program.

**User Response:** None.

**749W**      **There are too many comments in  
text files to save all the history  
information**

**Explanation:** You specified the HIST option on the LOAD or INCLUDE command and more than 819 comment records were found in the TEXT files you wanted to include in the module.

**System Action:** RC=4.  
A warning is placed at the end of the history information. This warning

indicates that the history information is incomplete.

**User Response:** You can do one of the following:

Reissue the command without using the HIST option

Reorganize the text files so that fewer than 819 records exist and reissue the command.

**750I**      **ZAP processing complete**

**Explanation:** An END control record was encountered and processing is terminated.

**System Action:** All files are closed and control returns to CMS.

**User Response:** None.

**751I**      **Member *membername* found in  
library *libname***

**Explanation:** If more than one LOADLIB or TXTLIB was specified, this message tells you which library the member was found in.

**System Action:** Processing continues.

**User Response:** None.

**752E**      **Unable to delete member  
*membername* from *fn ft fm***

**Explanation:** DISCARD was issued for a member, but the member could not be deleted from 'fn ft fm'. If 'fn MACLIB' is not the first MACLIB with the filename 'fn' in the CMS search order, DISCARD cannot call the CMS MACLIB command to delete the member.

**System Action:** RC=88.  
The member is not deleted from the library.



**User Response:** Adjust the CMS disk search order so that the proper MACLIB will be the first in the CMS search order.

**754W**      **Label MSGEXIT, the IUCV Pending Connect exit, was given control. This is an error.**

**Explanation:** The label specified as CMS's general IUCV exit did not get control.

**User Response:** If this message persists, contact your system programmer to determine why the CMS general IUCV exit is getting control.

**System Action:** The system returns to the caller of label 'MSGEXIT' with a branch to the address contained in general register 14.

**755E**      **Cannot complete PROP/PMX IUCV connection, CMSIUCV error; code = code**

**Explanation:** Sent when the PMX cannot get an IUCV connection with the programmable operator or the programmable operator cannot get an IUCV connection with PMX.

**System Action:** The program continues.

**User Response:** Use specified 'code' to determine the problem and retry.

**756E**      **LGLOPR userid nodeid already assigned**

**Explanation:** Sent by the programmable operator LGLOPR command handler when it receives an ASN (Assign) request and a logical operator is already assigned (other than

the default logical operator). This message is also issued if a LGLOPR ASN or LGLOPR RPL is received from the current logical operator.

**System Action:** The operation is not performed.

**User Response:** If you must assign a logical operator, issue an RPL (Replace) request or contact the currently assigned logical operator.

**757E**      **function function not allowed for default LGLOPR**

**Explanation:** Sent by the programmable operator LGLOPR command handler when it receives an RLS (Release) request from the default logical operator.

**System Action:** The operation is not performed.

**User Response:** Contact system support personnel to determine if another logical operator should be assigned.

**758I**      **{NCCF|VM} user userid [nodeid] is now LGLOPR for PROP on node nodeid**

**Explanation:** Sent by the programmable operator LGLOPR command handler to both the new and old logical operators when a LGLOPR command request is handled, or by the LOADTBL command handler when the current logical operator is replaced from the loading of a new routing table.

**System Action:** The currently assigned logical operator is replaced.

**User Response:** None.

**759I PMX terminated**

**Explanation:** Sent by the programmable operator IUCV exit routine to the current logical operator when it receives an IUCV SEVER from the PMX virtual machine. If the current logical operator is an NCCF or NetView operator, this message is sent to the default logical operator.

**System Action:** If the logical operator is an NCCF or NetView operator, the default logical operator is assigned as the logical operator and message 758I will follow.

**User Response:** NCCF or NetView must be CLOSEd and the PMX restarted to restore the Programmable Operator/PMX connection.

**760E GLOBALV *subfunction* error in PROP, code = *code***

**Explanation:** Sent by the programmable operator mainline sequence, the programmable operator LGLOPR command handler, and the LOADTBL command handler when the programmable operator encounters a GLOBALV error.

**System Action:** The programmable operator continues operation and any functions requested are still performed. However, since the programmable operator could not store or retrieve some global variable, when restarted it may not be able to retain the current routing table or logical operator, or to reconnect to the PMX.

**User Response:** Use the specified 'code' to determine the cause of the problem and correct it or notify appropriate personnel.

**761I NCCF LGLOPR session terminated**

**Explanation:** Sent by the programmable operator to the default logical operator when a network management logical operator logs off NetView or NCCF before issuing the command "PROP LGLOPR RLS".

**System Action:** The network management logical operator is released and the default logical operator is assigned.

**User Response:** None.

**762E Host checking suspended--LGLOPR not on a checkable node**

**Explanation:** Sent by the programmable operator when the SET HOSTCHK or QUERY HOSTCHK is received and the current logical operator is a NetView or NCCF operator or a local VM user.

**System Action:** The host-checking status remains unchanged.

**User Response:** None.

**763E Not currently assigned as LGLOPR, cannot be released**

**Explanation:** Sent by the programmable operator when the LGLOPR RLS command is issued and the issuer is not currently assigned as the logical operator.

**System Action:** The logical operator assignment remains unchanged.

**User Response:** None.

**764R** Language id =

**Explanation:** This prompt asks for the languid of the language-dependent text decks that get loaded as part of the CMS nucleus. This prompt is issued in the default language.

**System Action:** The system waits for a response.

**User Response:** Enter a valid language id (the default language id) as described in the Explanation.

**766I** Substitution character is *char*

**Explanation:** The substitution character is as stated in the message.

**System Action:** None.

**User Response:** None.

**767I** Number of message number characters to display is *nn*

**Explanation:** The number of message number characters to display is as stated in the message.

**System Action:** None.

**User Response:** None.

**768W** Invalid substitution character value *char*

**Explanation:** The substitution character is not a valid non-blank, single-byte character.

**System Action:** RC = 4.  
A default value of '&' is used.

**User Response:** Correct the value and retry.

**769W** Invalid number of message characters value *value*

**Explanation:** The first non-commentary line of the repository specifies the number of message number characters to be placed in the message header. You must specify 3 or 4 for this value.

**System Action:** RC = 4.  
A default value of 3 is used.

**User Response:** Correct the value and retry.

**770E** Invalid application id *applid*

**Explanation:** The *applid* that is specified is invalid.

**System Action:** RC = 24.  
Execution stops. The language remains unchanged.

**User Response:** Correct the specified identifier and reissue the command.

**771E** Invalid message number

**Explanation:** The message number is not numeric or is greater than 9999.

**System Action:** RC = 8.

**User Response:** Correct the message number and retry.

**772E** Invalid format number

**Explanation:** The format number is not numeric or less than 01.

**System Action:** RC = 8.

**User Response:** Correct the format number and retry.

**773E Duplicate message id *id***

**Explanation:** The compiler has already processed a message with a matching message, format, and line number.

**System Action:** RC=4.

**User Response:** Correct the message id and retry.

**774E Line numbers for messages are not consecutive**

**Explanation:** The line numbers for the previous messages with matching message and format numbers are not consecutive.

**System Action:** RC=8.

**User Response:** Correct the line numbers and retry.

**775W Text too long - 240 characters is the maximum allowed**

**Explanation:** The text for the current message exceeds 240 characters.

**System Action:** RC=4.  
The text is truncated to 240 characters.

**User Response:** Correct the message text and retry.

**776I Options used: *list***

**Explanation:** The options you used when invoking the message compiler are as listed in the message.

**System Action:** None.

**User Response:** None.

**777S DOS partition too small to accommodate FETCH request**

**Explanation:** The virtual DOS partition is too small to accommodate the FETCH request. If the module or phase requested were fetched into user storage, it would exceed PPEND.

**System Action:** RC=104.  
Execution of the command is terminated.

**User Response:** Redefine the size of the virtual partition using the SET DOSPART command and reissue the command. Note that redefining the partition size causes storage to be reinitialized, and therefore any previous loads or fetches must be reissued.

**778E Open error on DDNAME: possible volume error. See VSE/VSAM documentation for open error code *code*.**

**Explanation:** The call to VSE/VSAM results in an error code indicating that a problem could exist with the volume on which the file resides.

**System Action:** Your program is terminated with an ABEND 35.

**User Response:** None.

**779E Open error on DDNAME: possible user programming error. See VSE/VSAM documentation for open error code *code*.**

**Explanation:** The call to VSE/VSAM results in an error code indicating that an error in processing occurred due to an error in your program.

**System Action:** Your program is terminated with an ABEND 35.

**User Response:** None.

# DMS

**780E**      **Open error on DDNAME: possible DLBL/EXTENT error. See VSE/VSAM documentation for open error code *code*.**

**Explanation:** The call to VSE/VSAM results in an error code indicating that an error in processing the DLBL/EXTENT information you supplied.

**System Action:** Your program is terminated with an ABEND 35.

**User Response:** None.

**781E**      **Open error on DDNAME: possible catalog error. See VSE/VSAM documentation for open error code *code*.**

**Explanation:** The call to VSE/VSAM results in an error code indicating that an error exists in the specified catalog.

**System Action:** Your program is terminated with an ABEND 35.

**User Response:** None.

**782E**      **Open error on DDNAME: possible system error. See VSE/VSAM documentation for open error code *code*.**

**Explanation:** The call to VSE/VSAM results in an error code indicating that there is a serious error in CMS or in CMS/DOS, making continued processing of the application unwise.

**System Action:** Your program is terminated with an ABEND 35, except for error code 34, in which case your program is terminated but an ABEND is not issued.

**User Response:** None.

**783E**      **Close error on DDNAME: possible user programming error. See VSE/VSAM documentation for close error code *code*.**

**Explanation:** The call to VSE/VSAM results in an error code indicating that an error in processing occurred due to an error in your program.

**System Action:** Your program is terminated with an ABEND 35.

**User Response:** None.

**784E**      **Close error on DDNAME: possible system error. See VSE/VSAM documentation for close error code *code*.**

**Explanation:** The call to VSE/VSAM results in an error code indicating that there is a serious error in CMS or in CMS/DOS making continued processing of the application unwise.

**System Action:** Your program is terminated with an ABEND 35.

**User Response:** None.

**785E**      **Error in request macro processing: possible user programming error. See VSE/VSAM error code *code*, return code = *nnn*.**

**Explanation:** The call to VSE/VSAM results in an error code indicating that an error in processing occurred due to an error in your program.

**System Action:** Your program is terminated with an ABEND 35.

**User Response:** None.

**786E**      **Error in request macro processing: possible system error. See VSE/VSAM error code *code*, return code = *nnn*.**

**Explanation:** The call to VSE/VSAM results in an error code indicating that there is a serious error in CMS or in CMS/DOS making continued processing of the application unwise.

**System Action:** Your program is terminated with an ABEND 35.

**User Response:** None.

**787E**      **Error decompressing *macroname* macro**

**Explanation:** An error occurred in the routine that decompresses macros read in from tape. The reason may be that the macro is not in standard VSE compressed format.

**System Action:** VMDOS terminates processing of the macro, then goes on to process the next macro requested, or exits, if no more macros were requested.

**User Response:** Be sure that the tape is the compressed Source Statement Library tape.

**788R**      **Are the macros to be read from tape or are they already on disk? Reply TAPE or DISK. (Press the ENTER key for a default of TAPE.)**

**Explanation:** The VSEVSAM EXEC asks you if the macros are on tape or on disk.

**System Action:** The system waits for a response.

**User Response:** Enter "DISK" if the macros are already on disk. If the macros are to be read from tape, press "ENTER."

**789W**      **Invalid response**

**Explanation:** Your response to a query is not one of those expected by the VSEVSAM EXEC.

**System Action:** The system waits for you to enter another response. You have two chances to enter a proper response. If you are not successful on the second try, the VSEVSAM EXEC is exited.

**User Response:** Enter a response.

**790R**      **If the default library name of VSEVSAM is to be used, press the ENTER key; else, enter the name to be used for the library.**

**Explanation:** You must supply the library name to be used.

**System Action:** The system waits for a response.

**User Response:** Enter the library name to be used or just press "ENTER" to use the default library name of "VSEVSAM."

**791I**      **The library name will be *libname*. If the name is correct, press the ENTER key; else, enter the name to be used for the library, or enter QUIT to exit.**

**Explanation:** You can verify that the correct library name will be used. You have the opportunity to change the library name or to stop execution.

**System Action:** The system waits for a response.

**User Response:** If the library name is correct and you want to continue, just press "ENTER." If you want to use a different library name, enter the name you want to use and press "ENTER." Otherwise, type "QUIT" and press "ENTER" to exit.

# DMS

**792R** Are the macros to be erased from disk? Reply YES or NO (press the ENTER key for default of YES).

**Explanation:** Your response determines whether or not the macros will be erased.

**System Action:** The system waits for a response.

**User Response:** If you want to keep the macros on disk, enter "NO," otherwise, the macros are erased.

**793I** MACLIB generation completed

**Explanation:** VSEVSAM issues this informational message to indicate to you that the macro library has been created.

**System Action:** None.

**User Response:** None.

**794E** Error in MACLIB generation

**Explanation:** An error occurred while using the MACLIB command to generate the VSEVSAM MACLIB.

**System Action:** The VSEVSAM EXEC is exited with RC = 4.

**User Response:** Issue the VSEVSAM exec again. Respond 'disk' to message DMSWVV788R. In response to message DMSWVV808R, press the ENTER key. If the problem persists, contact your system support personnel. There may be a problem with the MACLIB command or with the macros that are used to build the MACLIB.

**795E** Error reading macros from tape

**Explanation:** An error occurred while using the VMFDOS module to read and decompress macros from the VSE/VSAM Optional Source Statement Library tape.

**System Action:** The VSEVSAM EXEC is exited with RC = 8.

**User Response:** Be sure that the correct tape (VSE/VSAM Optional Source Statement Library tape) is attached to your virtual machine as virtual 181. If the problem persists, contact your system support personnel.

**796E** Error reading from VSEVSAM SCAN file

**Explanation:** An unexpected error code was returned by EXECIO while reading from the 'VSEVSAM SCAN' file.

**System Action:** The VSEVSAM EXEC is exited with RC = 12.

**User Response:** Issue the VSEVSAM EXEC again. Respond 'disk' to message DMSWVV788R. If the problem persists, contact your system support personnel.

**797I** QUIT may be entered in response to any query to end processing

**Explanation:** VSEVSAM issues this informational message to indicate that you can end processing by entering "QUIT" to any query.

**System Action:** None.

**User Response:** None.

**798R**      **The VSE/VSAM optional source statement library tape must be mounted as virtual 181. If it is not, type QUIT here and have the tape mounted; else press the ENTER key to continue.**

**Explanation:** VSEVSAM issues this message to remind you that you must have the VSE/VSAM Optional Source Statement Library tape mounted as virtual 181.

**System Action:** The system waits for a response.

**User Response:** If you do not have the VSE/VSAM Optional Source Statement Library tape mounted as virtual 181, then enter "QUIT" and have the tape mounted. Otherwise, just press "ENTER."

**799E**      **Error reading from VSEVSAM SCAN file; all macros may not be erased**

**Explanation:** An unexpected error code was returned by EXECIO while reading from the "VSEVSAM SCAN" file. Since this occurred while the macros were being erased, and since the EXEC is exited when the error is encountered, all of the macros that were read in from tape may not have been erased before the EXEC was exited.

**System Action:** The VSEVSAM EXEC is exited with RC = 12.

**User Response:** The maclib has been successfully generated. You can use the CMS ERASE command to delete any files that were not successfully erased by the VSEVSAM EXEC.

**800E**      **One of the files needed for MACLIB generation is missing**

**Explanation:** One of the files supplied with the VM/SP system that is necessary to generate the "VSEVSAM MACLIB" is missing. It may be one of the following files: "OPEN MACRO," "OPENR MACRO," "CLOSE MACRO," "CLOSER MACRO," "CDLOAD MACRO," "GET MACRO," "PUT MACRO," or the "VSEVSAM SCAN" file.

**System Action:** The VSEVSAM EXEC is exited with RC = 2.

**User Response:** Be sure that the files listed in the above explanation are available on the system disk.

**801I**      **Arguments entered are ignored**

**Explanation:** A parameter was specified on the 'VSEVSAM' command line. The VSEVSAM EXEC does not accept parameters.

**System Action:** Processing continues.

**User Response:** None.

**802I**      **Macros erased; VSEVSAM processing complete**

**Explanation:** VSEVSAM issues this informational message to indicate to you that the macros have been erased.

**System Action:** None.

**User Response:** None.

**803E**      **Invalid parameter specification**

**Explanation:** The format of either the catalog name or the password passed to CATCHCHECK is invalid. This might indicate that the catalog name or password is too long.



**System Action:** RC = 4.

**User Response:** Refer to the CATCHCHECK documentation in the *VM/SP CMS Command Reference* for the correct format of a catalog name or password.

**804S Error establishing CMS/DOS environment**

**Explanation:** An error occurred during storage initialization for the CMS/DOS environment. If you are an OS/VSAM user, this may also mean that an error occurred while doing a "SET DOS ON (VSAM."

**System Action:** RC = 8.

**User Response:** Issue the command again. If the problem persists, call your system support personnel.

**805S Error assigning output to printer**

**Explanation:** An error occurred while processing the "ASSGN SYSLST PRINTER" command issued to direct output to the printer.

**System Action:** RC = 12.

**User Response:** Verify that your virtual printer is properly defined. Run your job again. If the problem persists, call your system support personnel.

**806S VSE/VSAM phase IKQVCHK not found**

**Explanation:** The CDLOAD SVC is not able to locate the VSE/VSAM Catalog Check Service Aid phase "IKQVCHK" in the CMS VSAM segments.

**System Action:** RC = 16.

**User Response:** Verify that VSE/VSAM has been properly installed

on your system. If the problem persists, call your system support personnel.

**807S Error encountered issuing ASSGN for catalog**

**Explanation:** An attempt to issue an ASSGN for the non-CMS/DOS user for an IJSYSCT or IJSYSUC DLBL results in an error in the ASSGN routine.

**System Action:** RC = 20.

**User Response:** Run your job again. If the problem persists, call your system support personnel.

**808R Macro library *libname* will be erased.  
Press the ENTER key to continue or type QUIT to exit.**

**Explanation:** The VSEVSAM EXEC allows you to verify that the correct library is erased.

**System Action:** The system waits for a response.

**User Response:** If you want the macro to be erased press the enter key. Enter "QUIT" to exit the VSEVSAM EXEC.

**809E Error copying VSEVSAM SCAN file from {T-|S-}disk to A-disk**

**Explanation:** If no "VSEVSAM SCAN" file is found on the user's A-disk, the VSEVSAM EXEC tries to copy the file from the T- or S-disk to the user's A-disk. This is done because the VMFDOS module used to read the macros from tape expects the SCAN file to be on the A-disk.

**System Action:** "VSEVSAM EXEC" is exited with RC = 14.

**User Response:** Be sure that the 'VSEVSAM SCAN' file is on the T- or S-disk.

**812E**      **Input was ignored.**

**Explanation:** CMSSERV communications read your input, but detected that the input was entered on a screen other than the CMSSERV panel. When the input was read, the CONSOLE facility was not able to inform CMSSERV that the input came from another screen; therefore, CMSSERV communications ignored the input. See the description of the CONSOLE facility in either the *VM/SP Release 5 Guide*, SC24-5290 or the *VM/SP System Reference for CMS*, SC24-5286.

**System Action:** CMS ignored your input and the CMSSERV panel was displayed.

**User Response:** None, but you may want to check whatever was running before the CMSSERV panel was displayed to be sure that it is correct.

**813E**      ***repos* repository not found, message *nnnn* cannot be retrieved**

**Explanation:** The requested message was not found in the specified repository.

**System Action:** RC = 16.

**User Response:** Verify the command, verify that the repository exists, and reissue the command.

**814E**      **Message number *nnnn*, format *nn*, line *nn* was not found; it was called from routine in application *applid***

**Explanation:** The message requested could not be found in the specified repository.

**System Action:** RC = 12.

**User Response:** Verify the command and reissue it.

**815E**      **Invalid double-byte character string *text* replaced by "\*\*\*"**

**Explanation:** The double-byte character set (DBCS) string supplied as a substitution was invalid.

**System Action:** RC = 8. After this message is displayed, the message you requested is either displayed or put into a buffer; however, "\*\*\*" is put in the message as a substitution rather than the DBCS string you requested.

**User Response:** Correct the DBCS string you coded and reissue the message call.

**823E**      **PTF *name1* is listed as a dependent of PTF *name2*, but it is not merged.**

**Explanation:** The Reqby Log contains an invalid entry. Change *name2* listed change *name1* as a prerequisite or corequisite. However, VMFREMOV discovered that change *name2* was on the system without change *name1*. There is the possibility that the Reqby Log does not accurately reflect applied service.

**System Action:** Processing ends.

**User Response:** Erase the Reqby Log and reissue VMFREMOV with the CONVERT option to rebuild the Reqby Log correctly. For more information on VMFREMOV, see the *VM/SP Installation Guide*.

**824E**      ***prodid* VMFREQBY may be incomplete due to a missing SCF**

**Explanation:** The Service Control File (SCF) for a merged PTF was not available on any Delta disk.

**System Action:** The exec continues to build the Reqby Log; however, the log will be incomplete if the missing Service Control File contained requisites.

Processing ends after the build of the Reqby Log completes. The Remove List or Merge List is not processed.

**User Response:** You can correct the error by making the Service Control File available, erasing the Reqby Log, and reissuing the command. If you chose not to correct the Reqby Log, you can still reissue the command; however, you run the risk of removing a change without removing changes which are dependent upon it.

**825E CLEAR IS VALID ONLY WHEN SPECIFIED BY ITSELF**

**Explanation:** CLEAR or CLEARF was specified along with other parameters. This is prohibited. The CLEAR parameter must be specified by itself, with no reports requested.

**System Action:** RC = 12.  
Execution halts. The system status remains the same. No clearing takes place. No report is printed.

**User Response:** If you want the report, reissue the CPEREP command requesting the report without the CLEAR parameter. Include the ZERO parameter to clear the error-recording area after the report is completed. If you want only to clear the ERDS, reissue CPEREP specifying only the CLEAR/CLEARF operand.

**826E EREP TXTLIBS NOT FOUND**

**Explanation:** In attempting to search the EREP TXTLIBs, DMSIFC found that the pointer to the first TXTLIB contained zeros.

**System Action:** RC = 56.  
Execution halts. System status remains the same.

**User Response:** Issue a GLOBAL TXTLIB command listing the applicable EREP TXTLIBs in the proper search

order. If no local libraries exist, the command should be:

```
GLOBAL TXTLIB ERPTFLIB EREPLIB
```

Reissue the CPEREP command. If the problem persists, call your system support personnel.

**828I CPEREP ZERO OR CLEAR HAS BEEN COMPLETED**

**Explanation:** CLEAR/CLEARF or ZERO was specified by the user, or other parameters caused ZERO to be requested by default. The VM error-recording cylinders have been erased. If CLEARF was specified, the 303X MCH and CCH frame records were updated.

**System Action:** RC = 0.  
Control returns to CMS.

**User Response:** None required.

**829W ATTEMPTED ZERO WAS SUPPRESSED. REQUIRES PRIVILEGE CLASS F**

**Explanation:** CLEAR or ZERO was specified by the user, or other parameters caused ZERO to be requested by default. The VM/370 error-recording cylinders were not erased because the user was not authorized to do so. Only class F users can erase the error-recording area.

**System Action:** RC = 88 or 0.  
If the CLEAR function failed, the return code will be 88. If the ZERO function failed, the return code will be 0. Reports (if requested) have already been generated. Control returns to CMS.

**User Response:** None required if ZERO was requested by mistake or default. If you need to erase the error-recording cylinders, see your system support personnel to get a class F directory entry.

**830E I/O ERROR READING A BLOCK OF RECORDS FROM THE ERROR RECORDING CYLINDERS**

**Explanation:** DMSREA, the CPEREP read module, encountered a permanent input/output error while attempting to read a 4K block of records from the error recording area. Probable hardware error.

**System Action:** RC=60.  
Execution halts. System status remains the same.

**User Response:** Execute the DDR service program to obtain a dump of the error- recording cylinder on which the input error occurred. Reconstruct the data on the error-recording cylinders. If the reconstruction process is successful, initiate the CPEREP operation again. If the error recurs, call your system support personnel.

**831E MORE THAN 100 CHARACTERS OF OPTIONS SPECIFIED**

**Explanation:** The maximum number of characters that can be used to specify CPEREP operands is 100. More than 100 characters were used.

**System Action:** RC=62.  
Execution halts. System status remains the same.

**User Response:** Check the valid command options. Reissue the command using fewer than 100 characters to specify the options.

**832S SOFTWARE INCOMPATIBILITY AT THE CPEREP-EREP INTERFACE; CODE = NNN**

**Explanation:** CPEREP is OS/VSE EREP running under CMS with CPEREP providing interface code between OS/VSE EREP and CMS. Some change has been made to OS/VSE EREP (via PTF, or a

new release) that has made it incompatible with the interface provided by CPEREP. *nnn* is one of the following reason codes:

**Code Meaning**

- 001 An EXCP was attempted with a DCB other than that of the SYS1.LOGREC data set.
- 002 OS/VSE EREP is expected to use only one IOB and one channel program when it uses EXCP to access the SYS1.LOGREC data set. But it has attempted to use IOBs or channel programs at more than one location in storage.
- 003 The expected read/write command in the channel program for accessing SYS1.LOGREC contains an unexpected op code.
- 004 While reading error records (with EXCP) from (simulated) SYS1.LOGREC, OS/VSE EREP made an attempt to read nonsequentially prior to completion of the sequential reading phase.
- 005 An attempt was made to read record 2 of SYS1.LOGREC (the time stamp record), which CPEREP does not simulate.
- 006 The first EXCP to SYS1.LOGREC was not the expected read of the SYS1.LOGREC header record.
- 007 The channel program for accessing SYS1.LOGREC does not have the expected format.
- 008 An invalid disk address (CCHHR) was used while attempting to access SYS1.LOGREC.
- 009 There are no error records and yet OS/VSE EREP attempted to read error records.

**010** An invalid record length was encountered while reading SYS1.LOGREC. This may be due to error records being overlaid on the error cylinders.

**System Action:** RC = 104  
CPEREP terminates with EREP message(s) IFC135I or IFC149I.

**User Response:** Reissue the command, or have your system programmer try it. If the problem persists, call your system support personnel.

**842E** No {control|library} file name found in *fn ft [fm]*

**Explanation:** The name of the file you specified could not be found in the indicated file. Either:

- A %CONTROL statement was found in the LKEDCTRL file but there was no control file name on the %CONTROL statement, or
- A %LIBRARY statement was found in the LKEDCTRL file but there was no library file name on the %LIBRARY statement.

**System Action:** Processing ends.

**User Response:** Correct the statement and reissue the command.

**843I** An invalid control record was found and ignored

**Explanation:** An invalid control record was found in the input control file. The contents of that record are shown following this message.

**System Action:** The record is ignored and processing continues.

**User Response:** None

**844E** No linkedit performed

**Explanation:** Because of conditions encountered during processing, no modules were link edited. These conditions will have caused messages to be printed explaining specific problems.

**System Action:** Processing ends.

**User Response:** Check the previous messages and take appropriate action.

**845W** Errors were encountered during the link edit processing that will probably make the loadlib unusable.

**Explanation:** During the Linkage Editor's processing of one or more modules a return code was greater than the specified maximum allowable return code. Previous messages will have been issued which describe the errors.

**System Action:** Processing ends.

**User Response:** Check the previous messages and take appropriate action.

**846I** LKED *target\_module* into library, RC = *nn*

**Explanation:** The link edit of *target\_module* gave the indicated return code.

**System Action:** If the indicated return code was less than the maximum allowable, processing continues. Otherwise, processing ends.

**User Response:** If errors occurred, correct the errors and reissue the command.

**847R Enter name of SNT definition file or press ENTER key to quit**

**Explanation:** SNTMAP processes macro definitions that are in the SNT definition file.

**System Action:** The system waits for a response.

**User Response:** Enter the file name. If you don't enter the file type or file mode, SNTMAP will assume the file type is 'ASSEMBLE' and the file mode is '\*'

**System Action:** The system waits for a response.

**User Response:** Enter a valid DASD type.

**848E Unable to proceed without \$DASD\$ CONSTS file information**

**Explanation:** This file contains information about DASD that SNTMAP needs for calculations and conversion.

**System Action:** SNTMAP ends processing.

**User Response:** Find the \$DASD\$ CONSTS file and make it accessible to SNTMAP.

**850W *devtype* is not a valid DASD type**

**Explanation:** The DASD type you entered previously is not supported by VM/SP.

**System Action:** SNTMAP will issue message DMKWSM849R to prompt you to enter the DASD type.

**User Response:** None.

**849R Enter valid DASD type or type QUIT to end SNTMAP processing**

**Explanation:** One of the following happened:

SNTMAP wasn't able to find a CP directory

SNTMAP found no USER \$SAVSY\$ entry in the CP directory

There were MDISK statements in the directory that defined the DASD type as FB-512

You previously entered an invalid DASD type.

**851W Page number exceeds device limit of limit for sysname; SYSSTRT parameter = parameter**

**Explanation:** The page specification on the SYSSTRT parameter is beyond the limit for the DASD type.

**System Action:** SNTMAP continues processing.

**User Response:** Correct the SYSSTRT parameter in the SNT file or specify the correct DASD type.

**852E SYSSTRT parameter for sysname is not compatible with devtype DASD type for valid; SYSSTRT parameter = parameter**

**Explanation:** The DASD type is a count-key-data device, while the address given on the SYSSTRT parameter is for a fixed-block device, or vice-versa.

**System Action:** SNTMAP ends processing.

**User Response:** Correct the SYSSTRT parameter in the SNT file or specify the correct DASD type.

# DMS

**853R** Enter the name of your current CP directory file (the default is VMUSERS DIRECT):

**Explanation:** The directory contains a USER \$SAVSY\$ entry that describes the DASD areas allocated for SNT data. If SNTMAP can't find a directory, SNTMAP will prompt you to enter the DASD types.

**System Action:** The system waits for a response.

**User Response:** Enter the name of the directory.

**854W** Unable to find CP directory file *fn ft fm*; no \$SAVSY\$ boundary checking will be done

**Explanation:** The directory contains a USER \$SAVSY\$ entry that describes the DASD areas allocated for SNT data. If SNTMAP can't find a directory, SNTMAP can't check for \$SAVSY\$ extent exceeded errors.

**System Action:** SNTMAP will issue message DMSWSM849R to prompt you to enter the DASD type.

**User Response:** None.

**855W** No \$SAVSY\$ areas defined in the CP directory file; no \$SAVSY\$ boundary checking will be done

**Explanation:** If SNTMAP can't find a \$SAVSY\$ entry in the directory, SNTMAP can't check for \$SAVSY\$ extent exceeded errors.

**System Action:** SNTMAP will issue message DMSWSM849R to prompt you to enter the DASD type.

**User Response:** None.

**856E** Disk address *vdev* is listed more than once on the {BASE, ZAP, DELTA} and/or MERGE entry records in the *prodid* VMFPARM file

**Explanation:** The specified disk address was found more than once on the specified entry records. A disk address should only appear once in the VMFPARM file.

**System Action:** For VMFZAP, processing ends.

For VMFMERGE, or VMFREMOV the remaining disk addresses in the VMFPARM file are checked for duplication first, then processing ends.

**User Response:** Check that the disk addresses in the VMFPARM file are unique addresses, then reissue the command.

**857E** The number of disk addresses on the DELTA entry record cannot exceed nine.

**Explanation:** VMFMERGE or VMFREMOV will only access the first merge disk address and up to nine delta disk addresses. They will not handle ten or more delta disk addresses.

**System Action:** Processing ends.

**User Response:** Specify nine or less unique disk addresses on the Delta entry record in the VMFPARM file, then reissue the command.

**858E** Unable to find a *tag(s)* entry record in the *fn ft* file.

**Explanation:** The specified entry record could not be found in the given file.

**System Action:** Processing ends.

**User Response:** For VMFZAP, if the file is the *prodid* VMFPARM file, check the type of the missing record. Determine which disks should be used, and make the appropriate entry in the *prodid* VMFPARM file. If the file is a ZAP control file, check which text file(s) the zap is supposed to affect. Make the appropriate NAME or DUMP entries in the zap control file.

Reissue the command.

For VMFMERGE or VMFREMOV, insure that the required entry record is in the given file, then reissue the command.

**859E**     **The *prodid* VMFPARM file has no disk addresses on the {BASE|MERGE|ZAP|DELTA} entry record.**

**Explanation:** The specified entry record was found, but it did not have any disk addresses on it.

**System Action:** For VMFZAP, processing ends.

For VMFMERGE or VMFREMOV, the remaining records in the VMFPARM file are checked and then processing ends.

**User Response:** For VMFZAP, determine which disks (Base, Merge, or ZAP) you need to use. Correct the *prodid* VMFPARM file. Reissue the command.

For VMFMERGE or VMFREMOV, insure that there are disk addresses listed on the appropriate record entries in the VMFPARM file, then reissue the command.

**860E**     **Only one {BASE|MERGE|ZAP|DELTA} entry record may appear in the *prodid* VMFPARM file.**

**Explanation:** Within the *prodid* VMFPARM file, the specified record appeared more than once. Only one occurrence of each type of entry is valid.

**System Action:** For VMFZAP, processing ends.

For VMFMERGE and VMFREMOV, the remaining records in the VMFPARM file are checked and then processing ends.

**User Response:** For VMFZAP, determine which disks (Base, Merge, or ZAP) you need to use. Correct the *prodid* VMFPARM file, and reissue the command.

For VMFMERGE and VMFREMOV, insure that there is only one Merge and Delta record entry in the VMFPARM file, then reissue the command.

**861I**     **Accessing {BASE|MERGE|ZAP|DELTA} disk *vdev as mode***

**Explanation:** Informational message telling you what disk is temporarily being accessed at what mode. This is not an error.

**System Action:** Processing continues.

**User Response:** None

**862I**     **{ ZAP | Change } name { has been action | is no longer SUPERSEDED by name}**

**Explanation:** For VMFZAP, the indicated zap has been successfully applied.



# DMS

For VMFMERGE, the indicated PTF or ZAP has been successfully merged or superseded. If the change was SUPERSEDED, the name of the superseding PTF is also given. For VMFREMOV, the indicated PTF or ZAP has been successfully removed or is no longer SUPERSEDED.

**System Action:** Processing continues.

**User Response:** None.

**863E**      **The {MERGE|ZAP} disk vdev must be linked read-write.**

**Explanation:** The specified address from the VMFPARM file is a disk which is linked read-only. The disk must be linked read-write.

**System Action:** Remainder of the disks are checked and processing ends.

**User Response:** Check that the disk address on the specified record of the VMFPARM file is correct. If so, link to this disk in write mode. If the disk address is not correct, change it. Reissue the command.

**864E**      **PTF name will not be action because it already is status**

**Explanation:** VMFMERGE will not exclude a PTF which is already merged, superseded or excluded. If you want an excluded PTF to be merged, it must be removed from the exclude list and added to the apply list.

**System Action:** Processing ends.

**User Response:** None

**864I**      **PTF name will not be action because it already is status.**

**Explanation:** VMFMERGE will not merge a PTF which is already superseded or merged.

**System Action:** Processing continues.

**User Response:** None

**864W**      **{PTF|ZAP} name will not be action because it {already is | is not} status**

**Explanation:** For VMFZAP, the change specified currently has the designated status and cannot be changed to the new status. This means the zap has been superseded and will not be reapplied.

For VMFMERGE, a requisite PTF which is already excluded will not be merged.

For VMFREMOV, a PTF which is not merged or was merged and then superseded, will not be removed.

**System Action:** For VMFZAP, processing continues with the next ZAP name, if any.

For VMFMERGE or VMFREMOV, processing for the current PTF ends, but processing for remaining PTF(s) continues.

**User Response:** To avoid this message on future VMFZAP invocations, remove the zap name from the ZAPLIST for this product.

For VMFMERGE or VMFREMOV, there is no response.

**865I**      **Processing {PTF | ZAP} *name***

**Explanation:** Informational message telling which change is currently being processed. This is not an error.

**System Action:** Processing continues.

**User Response:** None

**866W**      **No PTFs have been *action***

**Explanation:** VMFMERGE tried to merge the PTF(s) you specified, but none merged.

VMFREMOV tried to remove the PTF(s) you specified, but none were removed.

**System Action:** Processing finishes.

**User Response:** Correct the problems indicated by the individual PTF error messages issued by VMFMERGE or VMFREMOV then reissue the command.

**867E**      **Invalid status *status* in *prodid*  
VMFMGLOG for entry *ptf*.**

**Explanation:** VMFMERGE or VMFREMOV found an invalid status for the specified entry in the Merge Log. Valid status values are MERGED and SUPERSEDED.

**System Action:** The remaining records are checked and then processing ends.

**User Response:** Correct the specified entry in the Merge log and reissue the command.

**868E**      **PTF *name* is not a part of product *prodid*.**

**Explanation:** A PTF you specified belongs to a different product. Only the PTFs that are part of the product specified on the command will be processed.

**System Action:** Processing ends.

**User Response:** Check that the PTF(s) to be applied all belong to the same product, then reissue the command.

**869E**      **Error in file *fn ft fm* data is invalid for tag *tag*.**

**Explanation:** VMFMERGE was getting information about the changed elements from the file specified when a filename - filetype pair was not found on an element tag or a single filetype was not found on a replace tag.

**System Action:** Processing ends.

**User Response:** Look at the specified tag in the specified Service Control File (SCF). Insure that all element tags have both a filename and filetype specified and all replace tags have a single filetype specified.

**870E**      **Error in file *fn ft fm*. There are no elements.**

**Explanation:** A Service Control File (SCF) was found with no elements in it. There must be at least one ELEMENT tag along with a corresponding REPLACE tag in an SCF.

**System Action:** Processing ends.

**User Response:** Replace or fix the specified SCF then reissue the command.

**871E**      **Error in file *fn ft fm*. The *name* tag is missing.**

**Explanation:** The specified tag was not found in the given Service Control File (SCF).

**System Action:** Processing ends.

**User Response:** Replace or fix the specified SCF then reissue the command.

**872E Error in file *fn ft fm*. REPLACE tag missing after element *name***

**Explanation:** A Service Control File (SCF) was found with no REPLACE tag after an element.

**System Action:** Processing ends.

**User Response:** Replace or fix the specified SCF then reissue the command.

**873E Error in file *fn ft fm*. *parm* is an invalid parameter. Expecting parameter(s) PRODID, PREREQ, COREQ, SUP, APARTEXT, or CHANGES.**

**Explanation:** An invalid parameter was specified trying to retrieve data from a Service Control File (SCF) using the XEDIT macro named MRGSC XEDIT.

**System Action:** Processing ends.

**User Response:** If you invoked MRGSC XEDIT to get data from an SCF, you did so incorrectly. If it was VMFMERGE that invoked MRGSC XEDIT, then an interface problem exists.

**874E Invalid entry found at line *line* in *fn ft***

**Explanation:** An invalid entry was found at the specified line in the specified file.

**System Action:** For VMFZAP, processing ends.

For VMFMERGE or VMFREMOV, the remaining records are checked and then processing ends.

**User Response:** For VMFZAP, make the necessary corrections to the record. In a ZAP control file, valid entries have a text file name and csect name after a NAME or DUMP tag. Reissue the command.

For VMFMERGE or VMFREMOV, correct the invalid entry in the specified file and reissue the command.

**875E File *fn ft fm* not found on any disks from the VMFPARM file.**

**Explanation:** For VMFZAP, the specified file could not be found on any of the disks which were entered on the BASE, MERGE, and ZAP entry records of the VMFPARM file for this product.

For VMFZAP, any file which is on a disk not entered on the BASE, MERGE, or ZAP records in the VMFPARM file will be ignored.

For VMFMERGE and VMFREMOV, the specified file could not be found on any of the disks which were entered on the MERGE or DELTA entry records of the VMFPARM file for this product.

For VMFMERGE and VMFREMOV, any file which is on a disk not entered on the MERGE or DELTA records in the VMFPARM file will be ignored.

To find which disk a missing file should reside on, refer to the description of the appropriate file in the *VM/SP Installation Guide*.

**System Action:** Processing ends.

**User Response:** See if the proper disks are specified in the VMFPARM file. Reissue the command.

**876E**      **The total number of disk addresses on the BASE and MERGE entry records cannot exceed nine.**

**Explanation:** The *prodid* VMFPARM file contains the disk addresses of disks to be used when applying zaps to this product. VMFZAP only allows 10 total product disks to be accessed. Exactly one ZAP disk will be accessed. If more than one disk address is listed on the ZAP record, only the first one will be used. The Merge and Base records of the VMFPARM file contained more than the 9 remaining allowable disk addresses.

**System Action:** Processing ends.

**User Response:** Determine which disks are really needed to apply ZAPs to this product. Make the necessary corrections to the Base, Merge, and ZAP records of the *prodid* VMFPARM file. Reissue the command.

**877W**      *fn* **TEXT was previously zapped but was not found on the ZAP disk.**

**Explanation:** While erasing TEXT files for the current product from the ZAP disk, VMFZAP found the name of a TEXT file in the VMFZPLOG but could not find the TEXT file on the ZAP disk. Some processing external to VMFZAP either moved or erased the file. Since VMFZAP would have erased the file anyway as part of "cleaning up" the ZAP disk before applying and re-applying ZAPs, only a warning message is issued.

**System Action:** None.

**User Response:** You may wish to look into why the file was moved or erased from the zap disk.

**878E**      *prodid* **ZAPLIST does not contain any unsuperseded zap names. No zaps will be applied.**

**Explanation:** The *prodid* ZAPLIST file contains the names of ZAPs you want to apply to a particular product. VMFZAP will not apply any ZAPs which have been superseded by other service. The ZAPLIST for this product either contains no non-comment ZAP names, or any ZAP names in the ZAPLIST are already superseded.

**System Action:** Processing ends.

**User Response:** Check that there are no other ZAPs you want to apply to this product. If there are other ZAPs to be applied, update your ZAPLIST by removing the old ZAP names and entering the new ones, and reissue the command.

**879W**      **{ZAP | Change} name name appears more than once in the *fn ft* [It will only be applied once].**

**Explanation:** A ZAP or change name was found more than once in the specified file.

**System Action:** For VMFZAP, the specified ZAP will only be applied once. Processing continues.

For VMFREMOV, the specified change will only be processed once. Processing continues.

**User Response:** Remove and duplicate entries for this ZAP or change name from the specified file.

**880E**      **Error in ZAPTEXT while processing *fn1* TEXT, RC = *nn*. Text files affected by *fn2* ZAP will not be saved on the ZAP disk.**

**Explanation:** The CMS ZAPTEXT command returned a non-zero return code. To protect your system from

incomplete or incorrectly applied ZAPs, the temporary files which were ZAPped will not be renamed to their permanent names on your ZAP disk. These temporary files will be erased.

**System Action:** Processing ends.

**User Response:** If possible, correct the situation and reissue the command.

**881E**     *fn* **TEXT was found on the ZAP disk but was not zapped during this VMFZAP run. This file should not be on the ZAP disk.**

**Explanation:** While searching for text files to be ZAPped, VMFZAP found the specified file on the ZAP disk. Unless hit by a previous ZAP during the current run of VMFZAP, there should not be a copy of the text file on the ZAP disk.

**System Action:** Processing ends.

**User Response:** Check that the proper zap disk has been specified for this product in the VMFPARM file. If so, move or erase the text file from that disk. Reissue the command.

**882E**     File *fn ft [fm]* [from name] **not found on any DELTA disks from the VMFPARM file.**

**Explanation:** The specified file could not be found on any of the disks which were entered on the DELTA entry record of the VMFPARM file for this product. Any file on a disk which is not entered in the VMFPARM file will be ignored.

**System Action:** Processing ends.

**User Response:** See if the proper disks are specified in the VMFPARM file. Reissue the command.

**883W**     PTF *name* **is not a part of product *prodid* and must be action in product *prodid***

**Explanation:** A PTF has a requisite or dependent which belongs to a different product. VMFMERGE and VMFREMOV do not perform cross-product checking.

**System Action:** Processing continues.

**User Response:** For VMFMERGE, if the specified PTF is not already merged, then merge it in the other product after the processing for this product is complete.

For VMFREMOV, if the specified PTF is not already removed, then remove it from the other product after the processing for this product is complete.

**884I**     **Results of mapping are in two CMS files: DASD SNTMAP contains DASD related information, and MEMORY SNTMAP contains memory related information.**

**Explanation:** SNTMAP successfully completed processing.

**System Action:** None.

**User Response:** None.

**885I**     File *prodid* **VMFZPLOG not found on the ZAP disk. No text files will be removed from the ZAP disk.**

**Explanation:** There was no VMFZPLOG for the current product on the ZAP disk, so VMFZAP assumes that no ZAPs have been applied to this product and that there are no text files on the ZAP disk which need to be erased before application of new ZAPs. This is not necessarily an error. There may in fact be no ZAPs applied to the product.

**System Action:** None

**User Response:** If VMFZAP continues with no messages regarding files which were on the ZAP disk but should not have been, then no action is required. If messages are issued regarding files found on the ZAP disk which should not have been there, then a VMFZPLOG should have existed on the ZAP disk for this product. Either find the VMFZPLOG and move it to the ZAP disk, or erase the text files which have been zapped from the ZAP disk. Reissue the command.

**886E**      **Filename *name* from the *fn ft [fm]* file is longer than 8 characters.**

**Explanation:** A filename was found in the specified file which is more than eight characters long. CMS only allows eight character filenames.

**System Action:** The remaining filenames are checked and then processing ends.

**User Response:** Check that all the filenames in the indicated file are eight characters or less.

**887E**      **Record number *number* from the *fn ft fm* file is longer than 80 bytes.**

**Explanation:** The ZAP control file contains a record which is longer than 80 characters. The ZAP control file must have a maximum width of 80 characters.

**System Action:** Processing ends.

**User Response:** Correct the ZAP control file and reissue the VMFZAP command.

**888E**      **Error in file *name* SCF. No entry for element *fn ft***

**Explanation:** The specified Service Control file does not contain an element that the Merge Log indicates it should contain.

**System Action:** Processing ends.

**User Response:** Correct the specified Service Control File or the Merge Log and Reissue the command.

**892E**      **PTF *name* has not been action**

**Explanation:** For VMFMERGE, the indicated PTF was not merged. There is either a problem with this PTF, or with one of its requisites. The specific problem is indicated by a previous message. For VMFREMOV, the indicated PTF was not removed. There is either a problem with this PTF, or with one of its dependents. The specific problem is indicated by a previous message.

**System Action:** For VMFMERGE, processing continues if the error was due to an EXCLUDED requisite; otherwise, processing ends.

For VMFREMOV, processing continues with the next change to be removed.

**User Response:** Use the message(s) provided to determine what the error is. Once the error is fixed, reissue the command.

**893E**      **Incomplete processing, not all [required] PTFs were action**

**Explanation:** The PTF you specified was not processed due to an error, but at least one requisite PTF was processed. The specific problem is indicated by a previous message.

**System Action:** Processing ends.

**User Response:** Use the message(s) provided to determine what the error is. Once the error is fixed, reissue the command. A build at this time is not recommended because the merge was incomplete.

**893W Incomplete processing, not all [required] PTFs were action**

**Explanation:** The PTF you specified was not processed due to an excluded requisite.

**System Action:** Processing continues.

**User Response:** Determine whether the requisite should be excluded or not. If so, remove it from the Exclude List and reissue the command. Otherwise, remove the PTF from the Apply List and use VMFREMOV to remove any other requisites that may have been merged for that PTF.

**895I Member *fn ft* added.**

**Explanation:** VMFTEXT added the indicated member to the library you specified.

**System Action:** Processing continues.

**User Response:** None.

**896E File {*fn ft fm* | *fn TEXT* or *fn TXT\**} not found.**

**Explanation:** VMFTEXT could not find the object file for the indicated member on any accessed disk.

**System Action:** Processing continues for the remaining files in the member list.

**User Response:**

- If the message text is 'File *fn ft fm* not found', then a specific filetype was specified in the member list EXEC. Check that the object code file for the indicated member exists. If the filetype is not TEXT, you may rename it to a filetype of TEXT, or you can update the member list and specify the existing filetype.

If you rename the object file to have a filetype of TEXT, you may issue:

```

TXTLIB VMFTEXT ADD
membername
RENAME VMFTEXT TXTLIB A
libname = =
    
```

If the filetype specified in the member list EXEC file is not TEXT, erase VMFTEXT TXTLIB A and reissue the command.

- If the message text is 'File *fn TEXT* or *fn TXT\** not found', then a specific filetype was not specified in the member list EXEC. Check that an object file for this indicated member exists. Look at the CNTRL file that you specified. Verify that the object file has one of the listed filetypes; and either rename the object file to a listed filetype, or update the member list and specify the existing filetype. If you did not specify a CNTRL filename, either rename the object file to a filetype of TEXT or update the member list and specify the existing filetype.

If you renamed the object file to have a filetype of TEXT, issue:

```

TXTLIB VMFTEXT ADD
membername
RENAME VMFTEXT TXTLIB A
libname = =
    
```

otherwise erase VMFTEXT TXTLIB A and reissue the command.

**897E** Due to previous errors, the result of this TXTLIB build is called VMFTXT TXTLIB; your *fn* TXTLIB has not been replaced.

**Explanation:** One or more errors has occurred while building the TXTLIB.

**System Action:** Your original *fn* TXTLIB (if it already exists) has been unchanged. The new library is called VMFTXT TXTLIB. The VMFTXT TXTLIB file may be used for debugging until you erase it or until you use the VMFTXT EXEC again. RC = 40.

**User Response:** Correct the errors and rerun VMFTXT.

**898E** VMFREMOV processing is incomplete.

**Explanation:** VMFMERGE found the temporary file *prodid* OVMFMGLG on the Merge disk. This means that the last time VMFREMOV was issued, the exec was unable to finish processing.

**System Action:** Processing ends.

**User Response:** Reissue the VMFREMOV command to complete the remove process. Once the remove is complete, reissue the VMFMERGE command.

**901T** Unexpected error at *vstor1*: plist function *fn ft fm* at *vstor2*, base *vstor3*, rc = *nn*

**Explanation:** An unexpected error occurred in COPYFILE or LOADLIB processing. The "function" indicates one of the following CMS functions: RDBUF, WRBUF, FINIS, ADTLKP, FSTLKP, or RENAME. The return code "nn" indicates one of the following conditions:

'function' = RDBUF

### Code Meaning

- 1 The file was not found.
- 2 The address of the buffer was not within virtual storage limits.
- 3 A permanent disk error occurred. This may occur if you link to and access another user's disk, and try to read a file that was refiled by its owner after you issued the ACCESS command. Reissue the ACCESS command and try to read the file again.
- 5 The number of records is less than 0 or greater than 32768.
- 7 The fixed/variable flag is not F or V.
- 8 The record read is longer than the buffer.
- 9 The specified file is open for writing; it must be closed and opened for reading.
- 11 The number of records is greater than 1 for a variable-length file.
- 12 The end of the file was reached.
- 13 An invalid displacement appears in the AFT for a variable-length file.
- 14 An invalid character appears in the filename.
- 15 An invalid character appears in the filetype.

'function' = WRBUF

### Code Meaning

- 2 The virtual storage address equals zero.
- 4 The first character of the filemode is invalid.
- 5 The second character of the filemode is invalid.
- 6 The record number or number of records is too long.
- 7 An attempt was made to skip over an unwritten variable-length record.
- 8 The number of bytes was not specified.
- 10 The maximum number of CMS files (3400) was reached.



- 11 The fixed/variable flag is not F or V.
- 12 The disk is read-only.
- 13 The disk is full.
- 14 The number of bytes to be written is not integrally divisible by the number of records to be written.
- 15 The length of this record is not the same as that of the previous record.
- 16 The characteristic (F or V) is not the same as the previous record.
- 17 A variable-length record is greater than 65K bytes.
- 18 The number of records is greater than 1 for a variable-length file.
- 19 The maximum number of data blocks (16060) had been reached.
- 20 An invalid character appears in the filename.
- 21 An invalid character appears in the filetype.

'function' = FINIS

**Code Meaning**

- 6 The file is not open.

'function' = ADTLKP

**Code Meaning**

- 1 The matching ADT block was not found.

'function' = FSTLKP

**Code Meaning**

- 1 The matching FST block was not found.

'function' = RENAME

**Code Meaning**

- 24 The mode is invalid, or the fileid is incomplete.
- 28 The file was not found, a new file already exists, fileids are identical, or the file is inactive.
- 36 The disk is not read/write.

**System Action:** RC = 256.  
Execution of the command is terminated. The system status remains the same, with the following exceptions:

- If the APPEND option was specified and the copying process began before the error was discovered, records have been appended to the output file.
- If the NEWFILE (the default), REPLACE, or OVLY option was specified, and the copying process began before the error was discovered, then COPYFILE CMSUT1, on the output disk, contains the records copied so far.
- If multiple-output-file mode, several output files may have been created before the error was discovered.

**User Response:** Refer to the "function" parameter and the RC "nn" parameter to determine if an input/output error occurred. If it did, try to reissue the command. Otherwise, contact your system support personnel for assistance.

**902T IPL device read I/O error**

**Explanation:** An uncorrectable I/O error occurred while reading a CMS nucleus.

**System Action:** The system enters a wait state.

**User Response:** Call your installation support personnel.

**903T Impossible PHASE code xx**

**Explanation:** A phase code larger than the maximum was detected during the file copying operation. This error should never occur.

**System Action:** RC = 256.

Execution of the command is terminated. The system status remains the same, with the following exceptions:

- If the NEWFILE (the default), REPLACE, or OVLY option was specified, and the copying process began before the error was discovered, then COPYFILE CMSUT1, on the output disk, contains the records copied so far.
- In multiple output file mode, several output files may already have been created before the error was discovered.

**User Response:** Contact your system support personnel for assistance.

**904T Unexpected UNPACK error at  
*vstor1, base vstor2***

**Explanation:** An error condition was detected during the process of unpacking a file. Probably, the file was not in PACK format, or it was modified after it was packed.

**System Action:** RC = 256.  
Execution of the command is terminated. The system status remains the same, with the following exceptions for DMSCPY:

- If the NEWFILE (the default), REPLACE, or OVLY option was specified, and the copying process began before the error was discovered, then COPYFILE CMSUT1, on the output disk, contains the records copied so far.
- In multiple output file mode, several output files may have been created before the error was discovered.

**User Response:** Contact your installation support personnel for assistance.

**905S WRITE-INHIBIT switch set on  
drive; notify operator**

**Explanation:** CMS tried to write on a virtual disk that resides on a disk whose "write-inhibit" switch was set.

**System Action:** DMSDIO returns to caller with a code 6, "FILE IS READ-ONLY."

**User Response:** Notify the system operator to reset the switch; then IPL CMS again.

**907T I/O error on file *fn ft fm***

**Explanation:** The system tried to close a file that had not been opened or could not find a file that should exist.

For DMSHLP, an error occurred while attempting to read from the requested HELP text file.

For DMSUTL, an attempt to obtain information about a member of the library resulted in a return code that indicated a permanent I/O error had occurred.

**System Action:** RC = 256.  
Execution of the command is terminated. For DMSLBM, the MACLIB condition is unpredictable.

**User Response:** For DMSLBM, issue MACLIB MAP to check the validity of the library name.

For DMSLIO, if the error is in a TXTLIB, check the integrity of the dictionary.

For DMSUTL, if the error is in a LOADLIB, check the integrity of the directory.

Reissue the command and if the problem persists, contact your installation support personnel.

# DMS

**908E** File system error detected at virtual address *vdev*; reason code *nn*

**Explanation:** See the explanation of message 908T.

**System Action:** RC = 100.  
Execution of the command is terminated. Some I/O may have occurred on the disk. The status of the disk is unpredictable.

**User Response:** If data on the pack is still good, reissue the command. If the problem persists, contact your system support personnel.

**908T** File system error detected at virtual address *vdev*; reason code *nn*

**Explanation:** An error has been detected indicating that the CMS file system may have become disoriented with respect to the disk having virtual address 'vdev'. 'nn' indicates the nature of the error; it may be one of the following:

### *Code Meaning*

3 An error was detected in trying to read from or write on a disk. Probably the disk was detached (via the DETACH command) without having been released (via the RELEASE command), or the disk is an unsupported device. Error detected in module DMSDIO.

A deallocation was attempted on a nonallocated DISK block, or a MARK operation was attempted on a block already allocated. The error was detected in DMSTRK.

A RDTRK/WRTRK operation was attempted to a DISK block number zero. The error was detected in module DMSDIO.

4 The cylinder number as calculated in CMS is not within range of user's disk, or an attempt was made to write on system disk (MODE = S). Error detected in module DMSDIO.

A deallocation was attempted on a non-allocated disk block. The error was detected in DMSTRK.

5 The cylinder number received by the Control Program is not in the user's range or an attempt was made to access file record zero. Error detected in module DMSDIO.

6 An attempt was made to write on a read-only disk. Error detected in module DMSDIO.

8 A channel programming error occurred. Allocation or deallocation was attempted on a block outside the range of the DISK structure. The error was detected in module DMSTRK. A RDTRK/WRTRK operation was attempted with a byte count of zero. The error was detected in module DMSDIO.

C An I/O error occurred while writing the volume label to commit an ACCESS ERASE operation. The error was detected in DMSTRK.

13 An I/O error occurred during a RDTRK/WRTRK operation to an FB-512 device. The error was detected by DMSDIO.

18 A plist error was encountered during a truncate operation. The error was detected by DMSERS.

19 A storage error occurred during a truncate operation. The error was detected by DMSERS.

- 1C The file or ADT for a truncate operation was not found. The error was detected by DMSERS.
- 24 The file to undergo truncation was located on a R/O disk. The error was detected by DMSERS.
- 25 A storage error occurred during a RDTR/WRTRK operation. The error was detected in module DMSDIO.
- 28 A FINIS error occurred during a truncate operation. The error was detected by DMSERS.
- 2C Inconsistent V-Format pointers were detected during a truncate operation. The error was detected in module DMSERS.
- 41 No free block is available for allocation. Error detected in module DMSTRK. You may recover files from this disk if you access it as read-only and copy the desired files to another disk.
- 42 A parameter list error occurred. Error detected in module DMSTRK.
- 45 The cylinder number received by the Control Program is not in the user's range, or an attempt was made to access file record zero. Error detected in module DMSTRK.
- 81 No free block is available for allocation. Error detected in module DMSTQQ.
- 82 A parameter list error occurred. Error detected in module DMSTQQ.

**System Action:** The system enters a disabled wait state. The user file directory is not updated.

**User Response:** IPL CMS again. If data on the pack is still good, reissue

the command. If the problem persists, contact your system support personnel.

**909E Permanent I/O error on vdev;  
CSW = csw, SENSE = sense**

**Explanation:** An uncorrectable I/O error has occurred on virtual device address 'vdev'. The CSW bytes at the time of the error are displayed at the "csw" position and sense data appears at the "sense" position.

**System Action:** RC = 100. Execution of the command is terminated. Some I/O may have occurred on the disk. The status of the disk is unpredictable.

**User Response:** If data on the pack is still good, reissue the command. If the problem persists, contact your system support personnel.

**909T Permanent I/O error on vdev;  
CSW = csw, SENSE = sense**

**Explanation:** An uncorrectable I/O error has occurred on virtual device address 'vdev'. The CSW bytes at the time of the error are displayed at the "csw" position and sense data appears at the "sense" position.

If the FORMAT command was used, one reason this error may have occurred is because a disk has been DETACHED without being RELEASED first. Then, a FORMAT command was issued for a disk with the same virtual address as the DETACHED disk.

**System Action:** The system enters a disabled wait state. The user file directory is not updated.

**User Response:** IPL CMS again. Reissue the command. If the problem persists, contact your system support personnel.

# DMS

**910T** An error occurred while the external interrupt handler was trying to sever IUCV path *pathid*; re-IPL CMS

**Explanation:** A CMS internal error occurred in the External Interrupt Handler. IUCV returned an error whenever the CMS External Interrupt Handler was trying to SEVER a path.

**System Action:** The CMS system halts by loading a disabled wait state PSW.

**User Response:** If you wish to continue, use the CP command STORE PSW to turn off the wait state bit, leaving the address field unmodified; then, type BEGIN. Otherwise, IPL CMS again.

**911E** An IUCV sever error occurred on path *pathid*, *iprcode* = *xx*; severing of other paths continues

**Explanation:** While CMS was trying the sever all of the IUCV paths for the program that issued the HNDIUCV CLR or CMSIUCV SEVER with CODE = ALL, a SEVER error occurred. This SEVER error indicates that although CMS recognized this path as being owned by the program, IUCV does not recognize this path as being a valid path for this virtual machine.

The probable cause for this error is that a program issued a CMSIUCV CONNECT or ACCEPT to establish the path and then issued an IUCV SEVER directly instead of using the CMSIUCV SEVER support.

**System Action:** RC = 1000 + IUCV IPRCODE.

CMS continues to SEVER any other paths that the issuing program owns and returns to the program after all paths have been severed.

**User Response:** Determine where the IUCV SEVER was issued directly and change it to a CMSIUCV SEVER.

**912I** ADDENTRY name *xxxx* not found for notification.

**Explanation:** *xxxx* was in the list of entry names built by ADDENTRY to be notified when CMSSERV communications ended; however, entry *xxxx* was not found and therefore *xxxx* was not notified.

**System Action:** Processing continues, but *xxxx* was not notified that CMSSERV communications ended.

**User Response:** Check the name to be sure that it is an entry name that you want notified and that it is spelled correctly. To stop this message from being issued when CMSSERV ends, delete the entry name from the list using DELENTY. If you want to add another entry point name to list, use ADDENTRY. You can delete the entire notification list by IPLing CMS unless it is rebuilt by an EXEC or module invoked during the IPL process.

**913E** Invalid virtual screen name:  
*vname*

**Explanation:** The DEFINE VSCREEN command was issued and an invalid virtual screen name was specified.

**System Action:** RC = 20.  
Execution of the command is terminated.

**User Response:** Fix the virtual screen name and reissue the command.

**915E** Maximum number of windows already defined

**Explanation:** The DEFINE WINDOW command was issued to create a window but the maximum number of windows was already defined. The maximum number of windows that can be defined is 255.

**System Action:** RC = 13.

Execution of the command is terminated. The window is not defined.

**User Response:** Use QUERY WINDOW \* to display a list of all the defined windows. Use DELETE WINDOW to delete any windows not needed and then re-issue the DEFINE WINDOW command.

**916E Window *wname* is not displayed|hidden**

**Explanation:** QUERY SHOW *wname* was issued when the specified window was not displayed via the SHOW WINDOW command. Or, the QUERY HIDE *wname* was issued when the specified window was not hidden via the HIDE WINDOW command.

**System Action:** RC = 28.

**User Response:** None.

**917E No windows are {displayed|hidden|showing virtual screen: *vname*}**

**Explanation:** The message was generated for one of the following reasons:

- A command was issued which attempted to refresh the physical screen, but no windows were currently being displayed.
- The QUERY SHOW \* command was issued and no windows have been displayed via the SHOW WINDOW command, or the QUERY HIDE \* command was issued and no windows have been hidden via the HIDE WINDOW command.
- The WAITREAD VSCREEN command was issued but there is no

window showing the active virtual screen.

- There is no window showing the System Product Editor virtual screen.

**System Action:** RC = 4.

If the WAITREAD VSCREEN command generated the message, the command is terminated. For a System Product Editor session, the terminal is set to typewriter mode, and the editing session continues.

**User Response:** Use the SHOW WINDOW command so that windows can be displayed the next time the screen is refreshed.

For the WAITREAD VSCREEN command, use the SHOW WINDOW command to show a window on the virtual screen specified in the WAITREAD VSCREEN command. Reissue the command.

For the System Product Editor, issue the SHOW WINDOW command for whatever window XEDIT is using, and then issue the subcommand SET TERMINAL DISPLAY to return the editor to display mode. If the problem persists, contact your support personnel.

**918E No {windows|virtual screens} are defined**

**Explanation:** A 'QUERY WINDOW' command was issued and no windows were defined. A 'QUERY VSCREEN' command was issued and no virtual screens were defined.

**System Action:** RC = 4.

**User Response:** None.

# DMS

**919E**      **The CMS {window|virtual screen} cannot be deleted**

**Explanation:** An attempt to delete the CMS window or the CMS virtual screen was made with the fullscreen CMS setting ON or SUSPENDED.

**System Action:** RC=24.  
The command is not executed.

**User Response:** SET FULLSCREEN OFF and re-issue the Delete command.

**920E**      **{Window|Virtual screen} name already exists**

**Explanation:** An attempt was made to define a virtual screen or window when one already exists with the same name.

**System Action:** RC=3.  
The command is not executed.

**User Response:** Delete the existing window or vscreen, or rename the window or virtual screen being defined.

**921E**      **{Window|Virtual screen} name is not defined**

**Explanation:** An attempt was made to use a window or virtual screen with the specified name but the window or virtual screen does not exist.

**System Action:** RC=28.

**User Response:** Use the DEFINE WINDOW or DEFINE VSCREEN command to create a virtual screen or window with the specified name and then re-issue the command.

**922E**      **Window does not fit entirely on the screen**

**Explanation:** The window is not defined within the physical screen or an attempt is being made to position/size the window such that the window will no longer fit within the physical screen. The window would either be larger than the physical screen or at a location such that it does not fit entirely on the physical screen.

**System Action:** RC=32.  
The command is not executed.

**User Response:** Correct the operands which caused the window not to fit and re-issue the command.

**923E**      **Specified location is outside the virtual screen**

**Explanation:** An attempt was made to write to a position outside the area of the virtual screen or to connect a window to a virtual screen outside the scrollable data area of the virtual screen.

**System Action:** RC=32.  
The command is not executed.

**User Response:** Correct the line and column coordinates so that they fall within the boundaries of the virtual screen.

**924E**      **Data was truncated**

**Explanation:** Data written to a virtual screen was truncated to fit into a field or to fit in the virtual screen area.

**System Action:** RC=3.  
The data is truncated, execution continues.

**User Response:** None.

**925E I/O error on screen**

**Explanation:** An attempt to refresh the physical screen terminated abnormally.

**System Action:** RC = 100.  
The screen refresh operation is aborted.

**User Response:** Check the terminal, and re-issue the command. If the problem persists, check with your programming center to report system problems.

**926E Command is only valid {on a display terminal|in CMS FULLSCREEN mode}**

**Explanation:** A full-screen command has been issued from a terminal which is not recognized as a display terminal. Or, a command was issued which requires the CMS full-screen setting to be ON or SUSPENDED.

**System Action:** RC = 88.  
The command is not executed.

**User Response:** Re-issue the command from a valid display terminal (3277/3278/3279/3290 type terminal). Or, issue SET FULLSCREEN ON or SUSPEND and re-issue the command.

**927E {The virtual screen must contain at least {1 line|5 lines and 20 columns}|The physical screen must contain at least 20 lines and 80 columns}**

**Explanation:** This message was issued for one of the following reasons:

- An attempt was made to define a virtual screen with no data lines or to use a virtual screen in XEDIT which has too few lines or columns.
- SET FULLSCREEN ON or RESUME was issued and the physical screen is not large enough.

**System Action:** RC = 24.

**User Response:** Define the virtual screen with at least the minimum number of lines and columns.

Or, logon or reconnect at a terminal that has a larger screen.

**928E Command is not valid for virtual screen *vname***

**Explanation:** This message was issued for one of the following reasons:

- An attempt was made to queue output (via the GET VSCREEN, PUT VSCREEN, ROUTE, SET LOGFILE, WAITREAD VSCREEN or the WRITE VSCREEN commands) to a virtual screen which does not support such output (ie. a virtual screen used by XEDIT).
- An attempt was made to use the CMS virtual screen to display XEDIT.
- A CLEAR VSCREEN, SET VSCREEN, WAITT VSCREEN or CURSOR command was issued for a virtual screen that does not support such commands (ie. a virtual screen used by XEDIT).

**System Action:** RC = 12.  
The command is not executed.

**User Response:** Use another virtual screen.

**929E Window *wname* is not connected to a virtual screen**

**Explanation:** A command was issued to display a window or to update the information displayed in a window (e.g. SCROLL FORWARD) and the specified window was not connected to a virtual screen.

**System Action:** RC = 36.



# DMS

Execution of the command is terminated. The system status remains the same.

**User Response:** Use the SHOW WINDOW or HIDE WINDOW command to make a connection between the window and a virtual screen.

## 930E Cursor is not in a valid location

**Explanation:** A border command which depends on the location of the cursor was issued and the cursor was in an invalid location.

**System Action:** Execution of the border command is terminated.

**User Response:** Re-position the cursor and re-issue the border command.

## 931E Invalid {border|WM} command: {character|command}

**Explanation:** A character was entered in a border and was not recognized as a valid border command. Or, an invalid command was issued from a WM window or with the #WM command.

**System Action:** System execution continues.

**User Response:** See the *VM/SP CMS Command Reference* for a list of valid border commands. If the command was issued from a WM window or with the #WM command, refer to POP WINDOW or SET FULLSCREEN for a list of valid commands.

## 932R {Enter the {read|write|multiple} access password|Enter password;|Enter password (It will not appear when typed);}

**Explanation:** A CP LINK or AUTOLOG command was issued with full-screen setting ON. The command

did not include the password so CMS prompts the user for it.

**System Action:** A password entered on that line will not be seen. CMS will wait until a response to the prompt is entered and then will issue the proper command to CP.

**User Response:** Enter the proper password in the field following the prompt.

## 933W Logging stopped for virtual screen *name*

**Explanation:** An I/O error occurred trying to log data on disk.

**System Action:** The log setting for the virtual screen is set off. Execution continues without logging.

**User Response:** Check that the disk specified is accessed in Read/Write mode and is not full, and set logging on.

## 934E Text was not written to virtual screen. No field was defined.

**Explanation:** The text to write in a virtual screen is not within the range of a field in the scrollable area of a virtual screen.

**System Action:** Text is not written in the virtual screen.

**User Response:** Write a field in the virtual screen, then write the text in that field.

## 935I FULLSCREEN CMS suspended

**Explanation:** There is not enough free storage available for fullscreen CMS to continue processing.

**System Action:** Fullscreen CMS is suspended.

**User Response:** Free some virtual storage and SET FULLSCREEN ON. Or, increase the size of your virtual machine and re-IPL CMS.

**936W Virtual screen *vname* is empty**

**Explanation:** The virtual screen specified is empty. There is no information available to PUT in a file.

**System Action:** No action is performed.

**User Response:** Input something in the virtual screen and reissue the command.

**946E XEDIT is not active. Specify a file name.**

**Explanation:** You did not specify a file name when you invoked Convert Commands and there was no active XEDIT session from which to get one.

**System Action:** RC = 40. Conversion stops.

**User Response:** Either specify a file name to be converted or XEDIT a DLCS file and issue the command again.

**947E Line *line*: message**

**Explanation:** The multiple variations of 'message' are explained below.

**System Action:** In each case, the system action is:

Conversion stops with a RC = 8.

**User Response:** In each case, the user response is:

Correct the situation and issue the command again.

**MESSAGES:**

- **Only :SYN statements may be used with a blank unique id.**

**Explanation:** You have specified a blank unique id (' ') on the :CMD for this statement. Because this unique id is used to indicate that only translation table entries are to be built, no other syntax definition statements are allowed to be used.

- ***routine* is not a valid routine name.**

**Explanation:** The :RTN statement is reserved for IBM use, and you have specified a :RTN statement with a name that is not on the list of valid system command parsing routines. If you have inadvertently changed the name of a routine used by a system command, change it back. If you are trying to define a routine of your own, you redefine the syntax of your command so it can be described with the :OPR and :OPT statements.

- ***function* is not a system function.**

**Explanation:** The function specified, *function*, is not the name of a system validation function and the SYSTEM option was either defaulted or specified on the Convert Commands invocation. Depending on what you are trying to do, you should either correct the name of the function, or else specify the USER or ALL option when you invoke Convert Commands.

- ***function* is not an active user function.**

**Explanation:** You specified validation of user functions (the USER option) and you have specified a user function in your DLCS but you have not NUCXLOADed the function to make it usable by the parser. Either load the user function to make it available to Convert Commands, or

specify the ALL option to suppress the check.

- *value is not a valid value for the function function.*

**Explanation:** A value specified in a function list on an :OPR or :OPT statement has been indicated to be invalid by its function. If the value is being specified for a system function, you should make it valid. If it is for a user function, you can either correct it or, if you think your function is incorrect, specify the ALL option until a corrected function is available.

- **TEXT may not be mixed with other functions**

**Explanation:** Because of the way the TEXT function causes tokens to be parsed, you cannot use it with any other functions.

- **TEXT function may not have values**

**Explanation:** Because of the definition of the TEXT function, you cannot use a function list with it. If your values do not have blanks, you may be able to use a value with the STRING function.

- **The unique id *uniqueid* has already been used on line *line*.**

**Explanation:** You have re-used a unique id. This is not allowed, because the parser would not be able to find the second syntax definition.

- **The keyword *keyword* conflicts with one used on line *line*.**

**Explanation:** The keyword name (or translation of the name) has already been used or has the same abbreviation as a previous keyword. This is not allowed, because the

parser would not be able to find the second syntax definition.

To determine if two names are unique, you must compare the two names using the longer of the two minimum abbreviations (unless it is longer than the shorter of two names). For example, using KWL(<HELP 1> <HERO 2>) you would compare the first two characters (HE) of each keyword and find they were not unique. If the name HERO had a minimum abbreviation of 3, however, the names would be unique because HEL is not the same as HER. The two keywords <HELP 1> and <HELPME 5> are unique because the abbreviations of HELP (H, HE, HEL, and HELP) are all different from the abbreviation of HELPME (HELPM and HELPME).

All keywords used in all :OPT statements in a syntax definition for a command or modifier level must be unique, and all keywords in a single :OPR statement must be unique. If an :OPR statement is optional, the keywords on succeeding :OPR statements may not be duplicates until after a required :OPR statement is specified.

- **The modifier *modifier* conflicts with one used on line *line*.**

**Explanation:** The modifier name (or translation of the name) has already been used or else it has the same abbreviation as a previous modifier. This is not allowed, because the parser would not be able to find the second subcommand definition.

All of the modifiers on a single level for one modifier level must be unique. Modifiers may be reused on different levels or on the same level if they are in different modifier levels. In the following example, the

modifiers IMOK are correct, but the modifiers IMBAD are not:

```
:CMD UID CMDNAME: ;
:KW.1 IMOK 4
:KW.2 IMBAD 4
:KW.2 IMOK 4
:KW.2 IMBAD 4
:KW.1 XXXX 4
:KW.2 IMOK 5
```

- **The translation *translation* conflicts with {one|a synonym} used on line *line*.**

**Explanation:** The translation specified for this command is the same or has the same abbreviation as a translation or synonym previously used for another. This is not allowed, because command resolution would not be able to find the second definition.

- **The synonym *synonym* conflicts with {one|a translation} used on line *line*.**

**Explanation:** The synonym specified for this command is the same or has the same abbreviation as a translation or synonym previously used for another. This is not allowed, because command resolution would not be able to find the second definition.

- **The command *command* conflicts with a {translation|synonym} on line *line*.**

**Explanation:** The name of this command is the same as the translation or synonym of a previous command. This is not allowed because the conflict may cause unexpected or unpredictable results during command resolution.

- **The {translation|synonym} *name* conflicts with a command on line *line*.**

**Explanation:** The translation or synonym (or the abbreviation)

specified for this command is the same as the name of a command previously defined in the DLCS file. This is not allowed because the conflict may cause unexpected or unpredictable results during command resolution.

- **An arbitrary modifier may not be the first or only :KW.n at its level.**

**Explanation:** You have defined an arbitrary modifier (a :KW.n statement with no keyword name) without first defining a modifier keyword at the same level. You should reorder the keyword modifier definitions (and their syntax definitions) at this level so that at least one keyword definition precedes the arbitrary modifier definition.

- **A syntax may not be defined after an arbitrary modifier statement.**

**Explanation:** The previous statement defined an arbitrary modifier (a :KW.n statement with no keyword name). Because there is no real keyword associated with arbitrary modifiers, you may not define a syntax (:OPR. and :OPT. statements) or a new level (:KW.n where n is larger than the n used for the arbitrary modifier) following them. The only valid DLCS statements following an arbitrary modifier are more modifier keywords or the start of a new command definition.

**948E**      **Line *line*: message**

**Explanation:** The multiple variations of *message* are explained below.

**System Action:** In each case, the system action is:

Conversion stops with RC = 8.

**User Response:** In each case, the user response is:

Correct the situation, and issue the command again.

### MESSAGES:

- **value is out of order or not a DLCS statement name.**

**Explanation:** Convert Commands is looking for the beginning of a new DLCS statement. The name that was found is either not a DLCS statement name (eg. OPR or :OPX) or it is out of order (eg. a :OPR statement following a :OPT statement). A :KW.n statement is out of order if it follows an :OPR or :OPT statement and is either the first :KW.n statement in the command or has a level that is greater than the previous :KW.n statement.

- **data expected, not: value**

**Explanation:** A syntax error has been detected in a DLCS statement. The message displays the *value* of the token that is in error and a *data* list of one or more items that are valid. Valid items can be listed as descriptive names, keyword values or specific delimiter characters. If the error involves an incomplete DLCS statement at the end of the DLCS file, the words "end of input file" are used in place of *value*.

Convert Commands checks DLCS statements for syntax errors in such a way that the token shown to be in error can follow the actual cause of the error. You may have to correct the error elsewhere.

Some examples are:

- If the ;; is omitted from the end of a DLCS statement, the :cmd

for the next statement is flagged as unexpected. You will probably want to insert the missing ;; on a previous line.

- If the nl-name is omitted from a keyword definition (for example <name 2 3> instead of <name 2 name 3>), the error flagged is "Minimum abbreviation expected, not: >" because the number you wanted as an abbreviation can be a keyword name.

Also, if you use a DLCS delimiter character in a name and do not enclose it in quotes, Convert Commands sees more tokens than you wanted. Messages where *value* is only part of the token you expect to see can result. For example, the name NOT > GOOD is seen as three tokens (NOT, >, and GOOD), and the name ALSO:BAD is seen as two (ALSO and :BAD).

If you do not know exactly where the error is occurring in a line, XEDIT the DLCS file, and issue Convert Commands with no file identifier. The cursor is placed under the specific token in error.

### 949E Line line: message

**Explanation:** The multiple variations of 'message' are explained below.

**System Action:** In each case, the system action is:

Conversion stops with RC = 8.

**User Response:** In each case, the user response is:

Correct this situation and issue the command again.

### MESSAGES:

- **The application id must be 3 characters long.**

**Explanation:** The application identifier you specified did not meet the requirement that it must be three characters long.

- **The application id *applid* does not start with a capital letter.**

**Explanation:** The application identifier you specified did not meet the requirement that the first character must be a capital letter (A-Z).

- **The application id *applid* does not contain only letters and numbers.**

**Explanation:** The application identifier you specified did not meet the requirement that the first character must be a capital letter (A-Z), and the last two characters can be capital letters or numbers (0-9).

- **The System/User indicator *indicator* does not start with S or U.**

**Explanation:** This token must start with an S if Convert Commands is to build a system syntax table, or a U if you are building a user syntax table.

- **The unique id *uniqueid* is longer than 16 characters.**

**Explanation:** Unique ids cannot be longer than 16 characters.

- **The modifier level must be a positive number, not *value***

**Explanation:** The modifier level (the n in :KW.n) must be specified as an unsigned positive integer.

- **The modifier level cannot be more than *number*. You used *value***

**Explanation:** The modifier level (the n in :KW.n) must be specified with a minimum value of one and a maximum value equal to the previous modifier level plus one. The first modifier statement after the :CMD statement must be :KW.1.

- **The minimum length must be a positive number, not *value***

**Explanation:** The minimum abbreviation for a name must be specified as an unsigned positive integer.

- **The minimum length must be less than *value*, not *value***

**Explanation:** The minimum abbreviation for a name must be specified with a minimum value of one and a maximum value equal to the number of logical characters in the name. Unless you are using a DBCS language, this value is the same as the number of letters in the name. If the name does contain DBCS characters, count each of them as one logical character, and do not count shift-in or shift-out control characters.

- **A closing quote was not found for a string**

**Explanation:** An opening quote for a name was found but a matching ending quote was not found before the end of the input line. Make sure your DLCS data does not extend past column 72; quoted strings cannot be continued from one line to the next. If you are trying to define a name with a keyword in it, you must enclose it in quotes and double the quote in the name. For example, you define the name CAN'T as 'CAN"\'T'.

- **There are no characters in a quoted string.**

**Explanation:** A string consisting of two consecutive quotes was found. This is not allowed because it is trying to define a name with a length of zero. Because two quotes are used to define a single quote within a quoted string, this error may be caused by omitting a starting quote or having an extra quote that prematurely ends a quoted string. If you are trying to define a blank unique id, you must code a blank between the two quotes. If you are trying to define a name consisting of two quotes, you must code six quotes.

- **The character *character* may not be used in a name.**

**Explanation:** You have used a blank or a parenthesis in a name. This is not allowed because the parser will recognize these characters and use them to define other tokens. They will never be passed back as a name.

This error is also caused by consecutive shift-out and shift-in control characters.

- **Unmatched shift-out (SO) and shift-in (SI)**

**Explanation** You have specified a shift-out control character without a shift-in or shift-in control character with no preceding shift-out. These control characters must be paired correctly between columns 1 and 72 of the DLCS file to be considered valid.

- **Odd number of characters between SO and SI**

**Explanation** You have specified an odd number of character positions between shift-out and shift-in control characters. To be valid, you can have only double-byte characters between them.

- **Invalid double-byte character(s)**

**Explanation** You specified a character between shift-out and shift-in control characters that is not a valid double-byte character. The range of hex codes that may be used to represent characters in the Double-Byte Character Set is:

```
first byte:  X'41' - X'FE'
second byte: X'41' - X'FE'
              X'4040' (DBCS blank)
              X'0000' (DBCS null)
```

**950I**      **{Conversion of *fn ft fm* [from XEDIT] complete[No errors found in *fn ft fm* [from XEDIT]]}**

**Explanation:** Processing completed with no errors. This is an informational message.

**System Action:** None.

**User Response:** None.

**951E**      **Invalid SVC *suc*; GAM/SP not installed**

**Explanation:** The SVC was issued as the result of a program executing an I/O macro for a graphics device, that is, a device defined in a DCB with DSORG=GS. The SVC requires the use of the shared segment (CSMGAM) containing GAM/SP, but this segment could not be found.

**System Action:** Execution of the SVC is terminated, and control is returned to the program.

**User Response:**

1. If the attempted use of GAM/SP was intentional, ask a system programmer to ensure that GAM/SP is installed correctly.
2. If the program should not be attempting to use GAM/SP, that is, if it did not open a DCB with

DSORG=GS, check whether the DCB has been unintentionally overwritten.

**952E Virtual storage size too large for CMSGAM shared segment to load at *vstor***

**Explanation:** An attempt was made to load the shared segment (CMSGAM) that contains GAM/SP for use by an application program. The address at which the shared segment must be loaded is lower than the virtual machine's highest address. A shared segment can be loaded only at an address above the highest address in any virtual machine that uses it.

**System Action:** The shared segment is not loaded, and control is returned to the program.

**User Response:** Either ask the system programmer to redefine the address at which the shared segment is loaded, or define a smaller virtual machine using a CP DEFINE STORAGE command.

**953E CMSGAM shared segment error: module address for SVC *svc* is zero**

**Explanation:** The SVC was issued as the result of a program executing an I/O macro for a graphics device, that is, a device defined in a DCB with DSORG=GS. The SVC requires the use of a shared segment (CMSGAM) containing GAM/SP. This segment includes a list of addresses of GAM/SP modules, and one of these was found to be zero.

**System Action:** Execution of the SVC is terminated, and control is returned to the program.

**User Response:** Ask a system programmer to ensure that GAM/SP is installed correctly.

**954E CMSGAM shared segment error: identifier invalid for SVC *svc***

**Explanation:** The SVC was issued as the result of a program executing an I/O macro for a graphics device, that is, a device defined in a DCB with DSORG=GS. The SVC requires the use of a shared segment (CMSGAM) containing GAM/SP. This segment should contain a constant that identifies it as being the GAM/SP shared segment, but the constant could not be found.

**System Action:** Execution of the SVC is terminated, and control is returned to the program.

**User Response:** Ask a system programmer to check whether GAM/SP is installed correctly, and if so, whether the CMSGAM shared segment has been loaded but then overwritten.

**955E CMSGAM shared segment paging I/O errors with *code***

**Explanation:** An application program was using the shared segment (CMSGAM) containing GAM/SP when a paging error occurred in the shared segment. *cccccc* identifies the type of DIAGNOSE instruction that was being executed by GAM/SP when the error occurred: it is either FINDSYS or LOADSYS.

**System Action:** Control is returned to the program.

**User Response:** Ask a system programmer to correct the paging errors.

**956E Insufficient storage for GAM/SP anchor block**

**Explanation:** An application program was using the shared segment (CMSGAM) containing GAM/SP. After being loaded, GAM/SP issued a DMSFREE macro to obtain storage in



the user's virtual machine for a control block known as the anchor block. Insufficient storage was available.

**System Action:** Control is returned to the program.

**User Response:** Define a larger virtual machine using a CP DEFINE STORAGE command.

**957E Incompatible option options for options**

**Explanation:** System build options were indicated in a PROFILE file for SPGEN which are not compatible with each other.

**System Action:** Parsing of the input PROFILE for SPGEN continues to complete the error checking phase; processing then ends. RC=12.

**User Response:** Adjust the PROFILE options for SPGEN so that they are compatible. Run the program again.

**958I No keyword initialized in fn ft fm**

**Explanation:** An expected keyword is not initialized in the PROFILE for SPGEN.

**System Action:** RC=12. Processing ends.

**User Response:** Add the expected keyword and its value to the PROFILE for SPGEN and run the program again.

**959E Missing value for keyword keyword.**

**Explanation:** A keyword is present in a PROFILE file for SPGEN, but has no value assigned to it.

**System Action:** RC=12.

Processing ends.

**User Response:** Edit the PROFILE file for SPGEN to assign the desired value to the keyword. Run the program again.

**960E Error in line line of fn ft fm**

**Explanation:** An error has been found at the specified line number in the PROFILE file for SPGEN. This message is always preceded by another message which explains the precise nature of the problem.

**System Action:** RC=12. Processing ends after the error checking phase is done.

**User Response:** Correct the error that has been detected. Run the program again.

**961E There are class class files in the device**

**Explanation:** A virtual device (RDR, PRT, or PUN) has been checked and found to have files of the indicated class when none were expected.

**System Action:** RC=36. Processing ends.

**User Response:** Change the class of the files in the device, move them, or purge them. Run the program again.

**962E Invalid character: character**

**Explanation:** An invalid character has been found in an input file.

**System Action:** RC=20. Processing ends.

**User Response:** Change the item found to be in error. Run the program again.

**963E**      *keyword value not found in fn ft fm*

**Explanation:** The PROFILE for SPLOAD, of the given name, does not contain the specified entry.

**System Action:** RC = 24. Processing ends.

**User Response:** It is most likely that the command was invoked with an incorrect parameter. If not, check the input file for accuracy. Correct the problem and run the program again.

**964R**      **Wrong tape mounted; mount product tape VOLn.  
Press ENTER when the correct tape is mounted or type QUIT**

**Explanation:** SPLOAD has examined the PROFILE file and found that the tape file you want to load from the product tape is located on a tape other than the one mounted. If the VOL number is blank, it means that you do not have a VM/SP product tape mounted.

**System Action:** SPLOAD waits for your response.

**User Response:** Either type "QUIT" to end processing, or mount the correct product tape on the tape drive and then press the ENTER key to continue.

**965I**      **You may wish to tailor the following files at this time:**

DMKSNT ASSEMBLE  
DMKRIO ASSEMBLE  
DMKSYS ASSEMBLE  
DMKBOX ASSEMBLE  
DMKFCB ASSEMBLE  
DMSNGP ASSEMBLE  
VMUSERS DIRECT

**Explanation:** The indicated files may be modified to reflect installation-specific parameters.

**System Action:** None.

**User Response:** This message is displayed only to indicate that the system-dependent files may be modified at this time; later steps use the modified files during system build activities.

**966I**      **Do you wish to have the HELP files converted to uppercase?**

**Explanation:** You have the option of converting all of the HELP files to uppercase to enable printing or display of the files on devices that do not handle mixed case text.

**System Action:** The program waits for your response. If you reply YES, the HELP files are converted to upper case. Otherwise, they are not touched.

**User Response:** Reply "YES" or "NO" to the prompt. The default is NO.

**967R**      **Type: (No) or Yes**

**Explanation:** You are being asked to type a response to a message.

**System Action:** The program waits for your response.

**User Response:** Type "NO" or "YES" and press the ENTER key. The default is "NO" (listed in parentheses).

**968I**      **The following minidisks defined in the base CP directory will be formatted:**

AUTOLOG1 191      CMSBATCH 195  
CMSUSER 191      EREP 191  
OPERATNS 191, 193      MAINT 201, 319  
MAINT 293, 294, 494, 496, 596

**Explanation:** The indicated minidisks will be CMS FORMATTed.

**System Action:** The indicated minidisks will be CMS FORMATTed.

# DMS

**User Response:** None.

## 970I      **Formatting *user's vdev* minidisk**

**Explanation:** The specified minidisk is being formatted using the CMS FORMAT command.

**System Action:** The FORMAT command is used to format the indicated minidisk.

**User Response:** None.

## 971E      **Unable to locate *fn ft***

**Explanation:** The indicated file cannot be found.

**System Action:** RC=24.  
Processing ends.

**User Response:** Make sure the indicated file has been loaded properly and the minidisk on which it resides is ACCESSed correctly. Run the UTILITY EXEC again.

## 972I      ***fn ft fm* spooled to printer**

**Explanation:** This is an informational message. The indicated file has been spooled to the printer.

**System Action:** None.

**User Response:** None.

## 973R      **Enter the minidisk address where the IPL decks were loaded**

**Explanation:** The correct minidisk must be accessed in order to proceed with the processing.

**System Action:** The program waits for your response and then continues processing.

**User Response:** Enter the minidisk address as requested and press the ENTER key.

## 974I      **Unable to find IPL decks on the minidisk you indicated**

**Explanation:** The required files are not located on the minidisk whose address you supplied.

**System Action:** Processing ends.

**User Response:** Determine the minidisk address on which the IPL decks reside and run the UTILITY EXEC again.

## 975I      **Moving *fn ft* to tape**

**Explanation:** The indicated file is being written to tape.

**System Action:** The indicated file is written to tape using the MOVEFILE command.

**User Response:** None.

## 976I      **The *fn ft* program is on tape file number *number***

**Explanation:** This is an informational message.

**System Action:** None.

**User Response:** None.

## 977I      **Enter disk address where the service programs are to be written**

**Explanation:** The program is prepared to write the service programs to a minidisk address which must be obtained from you.

**System Action:** The program waits for your response and then continues processing.

**User Response:** Enter the address of the minidisk on which the service programs are to be written, and then press the ENTER key.

**978R**      **Type: (190) or cuu**

**Explanation:** The program is requesting a minidisk address from you.

**System Action:** The program waits for your response.

**User Response:** Type a minidisk address or just press the ENTER key to accept the default address (190).

**979I**      **IPL *vdev* has been created**

**Explanation:** This is an informational message.

**System Action:** The program has just completed building the indicated service program.

**User Response:** None.

**980I**      **An IPLable CP nucleus now exists on tape**

**Explanation:** This is an informational message.

**System Action:** None.

**User Response:** None.

**981R**      **What is the real address of your *volume volume*?**

**Explanation:** The program is requesting the real address of the indicated DASD volume.

**System Action:** The program issues message DMS982R.

**User Response:** Respond to message DMS982R.

**982R**      **Type: real address or SKIP**

**Explanation:** The program is requesting an address (cuu) from the user.

**System Action:** The program waits for your response.

**User Response:** Type the address requested or type SKIP to cause the program to bypass the processing of the indicated DASD volume.

**983E**      **Violation of CMS naming convention found in *args***

**Explanation:** The indicated item does not conform to the CMS naming conventions.

**System Action:** RC = 24.  
Processing ends.

**User Response:** Examine the item and correct it to insure that it does not exceed eight characters in length and contains only characters that may be used in a CMS fileid. Run the ITASK EXEC again.

**984E**      **Too many class *class* files in *device***

**Explanation:** A virtual device (RDR, PUN, PRT) has more files of the specified class than expected.

**System Action:** RC = 24.  
Processing ends.

**User Response:** The program is expecting that only one file of the specified class exists in the virtual device. Change the class of the files that are not to be processed by this command, move them, or purge them. When only one file exists for the indicated class, run the program again.

**985E**      **Conflicting values for duplicate keyword *keyword***

**Explanation:** A PROFILE file for SPGEN has the same keyword listed two or more times with different values assigned.

**System Action:** RC = 24.  
Processing ends.

**User Response:** Correct the PROFILE file so that only one instance of the keyword appears in the PROFILE (or that all instances have the same value assigned to them). Run the program again.

**986I**      **Unable to restore ACCESS to *mdisk***

**Explanation:** An attempt has been made to restore ACCESS to a minidisk and has failed. This can occur in the instance where a minidisk is an extension of another minidisk which has been released prior to running the program. The program cannot restore ACCESS at the same mode as an extension because it cannot determine what minidisk the "parent" may have been.

**System Action:** None.

**User Response:** If it is desirable, restore the minidisk ACCESS manually after completion of the program.

**995E**      **Unable to obtain free storage for DMSBOP processing; redefine storage size**

**Explanation:** A program executing under CMSDOS tries to open a DTF. Not enough free storage was available to satisfy requests issued by the DMSBOP routine (OPEN). The DTF is not opened.

**System Action:** RC = 104.  
The program is cancelled.

**User Response:** Redefine the storage size of your virtual machine, or return free storage that is not required.

**996E**      **No logic module pointer in DTF for *dtfname***

**Explanation:** A program executing under CMSDOS issued an OPEN for a DTF called 'dtfname'. Since the DTF is type SD, the program must pass the pointer to the logic module. OPEN checks the DTF for this pointer if the DTF device is not FB-512, and if the pointer is zero the DTF is not opened.

**System Action:** RC = 104.  
The program is cancelled.

**User Response:** Update the program to initialize the logic module pointer.

**999E**      **No ft module found**

**Explanation:** The processor module appropriate to the filetype was not found.

**System Action:** RC = 28.  
Execution of the command is terminated.

**User Response:** Correct the filetype and reissue the command.

**1074S Disk not linked as R/W**

**Explanation:** The disk that contains the FSTs you want saved in the DCSS is not linked read/write.

**System Action:** RC = 36.  
Execution of the command is terminated. The system status remains the same.

**User Response:** Link the disk read/write.

**1075E Label on disk *label* and label on command *label* do not match**

**Explanation:** The label name on the disk was not the same as the label specified on the SAVEFD SAVE command.

**System Action:** RC = 24.  
Execution of the command is terminated. The system status remains the same.

**User Response:** Verify that you have specified the correct disk on the SAVEFD command.

**1076E Segment name in disk label *segname* and segment name on command *segname* do not match**

**Explanation:** The segment name on the disk label record was not the same as the segment name specified on the SAVEFD SAVE command.

**System Action:** RC = 24.  
Execution of the command is terminated. The system status remains the same.

**User Response:** Issue the SAVEFD INIT command and specify the segment

name you want written on the disk label record. Reissue the SAVEFD SAVE command.

**1077E Disk has not been initialized by SAVEFD INIT**

**Explanation:** The disk has either not been used by SAVEFD before, or the last SAVEFD operation performed on it was a SAVEFD NOSAVE.

**System Action:** RC = 40.  
Execution of the command is terminated. The system status remains the same.

**User Response:** Verify that you have specified the correct disk on the SAVEFD command. If so, issue the SAVEFD INIT command first, then reissue the SAVEFD SAVE command.

**1078E Cannot access saved file directory for this disk**

**Explanation:** The user issued ACCESS with the SAVEONLY option. The access failed for one of the following reasons:

- No saved file directory exists for the disk.
- The disk has been changed since the saved file directory was saved.
- The DCSS containing the disk is at an address that overlaps the user's virtual machine.
- The disk is already accessed using the saved file directory.
- The saved file directory overlaps another accessed saved file directory.
- The disk being accessed is not in EDF format.

**System Action:** RC = 44.

Execution of the command is terminated. The system status remains the same.

**User Response:** Reissue the command without the SAVEONLY option, if standard access is acceptable (the user has his/her own copy of the file directory). Otherwise, contact the system administrator to save or resave the file directory.

## 1079R Message

**Explanation:** One of the following messages may be issued:

- **Receive *fn1 ft1 fm1*?**  
Reply 0 (NO), 1 (YES), 2 (QUIT), or 3 (RENAME)
- **Receive *fn1 ft1 fm1* and replace the existing file of the same name?**  
Reply 0 (NO), 1 (YES), 2 (QUIT), or 3 (RENAME)
- **Receive *fn1 ft1 fm1* and replace *fn2 ft2 fm2*?**  
Reply 0 (NO), 1 (YES), 2 (QUIT), or 3 (RENAME)
- **Receive *fn1 ft1 fm1* as *fn3 ft3 fm3*?**  
Reply 0 (NO), 1 (YES), 2 (QUIT), or 3 (RENAME)
- **Receive *fn1 ft1 fm1* as *fn3 ft3 fm3* and replace the existing file of the same name?**  
Reply 0 (NO), 1 (YES), 2 (QUIT), or 3 (RENAME)
- **Receive *fn1 ft1 fm1* as *fn3 ft3 fm3* and replace *fn2 ft2 fm2*?**  
Reply 0 (NO), 1 (YES), 2 (QUIT), or 3 (RENAME)

You supplied a response to determine the handling of an incoming file.

- The fileid *fn1 ft1 fm1* is the name from the card stream of the spool file.
- The phrase "and replace the existing file of the same name?" appears when the operation replaces an existing file and the filemode of that file is the same as *fm1*.
- The phrase "and replace *fn2 ft2 fm2*" appears when the operation replaces an existing file and the filemode of that file is not *fm1*.
- The fileid *fn3 ft3 fm3* is the name from the card stream of the spool file that you may specify when the name differs from the name of the incoming file.

**System Action:** Your response is read and analyzed.

**User Response:** The valid responses include:

- One of the digits specified in the prompt.
- One of the parenthetical words that follow a digit or any initial truncation of the word.

The meanings of these responses are:

Response	Description
0 or NO	If this file is one of a set of files that constitutes a single spool file, the file is not received and prompting continues for the next file, if there is one. If this is the last file of a set of files or if this is the only file in the spool file, the command is ended.
1 or YES	Receives the file under the name <i>fn1 ft1 fm1</i> (or <i>fn3 ft3 fm3</i> ).

**2 or QUIT** Ends the command.

**3 or RENAME** Requests prompt message DMS1080R, so the incoming file can be received using a different name.

**1080R** Enter the new name for *fn1 ft1 fm1*

**Explanation:** Message DMS1079R has been issued and you responded with 3 (or RENAME).

**System Action:** Your response is read and analyzed.

**User Response:** Enter a fileid of the form:

*fn [ft [fm]]*

*Note: Only fn is required; if ft and fm are omitted, ft is set to ft1 and fm is set to A1. Message DMS1081R is issued if the specified fileid names an existing file.*

**1081R** Replace *fn ft fm*?  
Reply 0 (NO), 1 (YES), or 2 (QUIT)

**Explanation:** A message (DMS1080R) was issued and you responded with a fileid that names an existing file.

**System Action:** Processing continues. The action specified is taken.

**User Response:** The valid responses include:

- One of the digits specified in the prompt.
- One of the parenthetical words that follow a digit or any initial truncation of the word.

The meanings of these responses are:

Response	Description
<b>0 or NO</b>	Does not receive the file under the name <i>fn ft fm</i> and repeats the original prompt message DMS1080R which allows you to specify a different name for the incoming file.
<b>1 or YES</b>	Receives the file under the name <i>fn ft fm</i> .
<b>2 or QUIT</b>	Ends the command.

**1082E** No window qualifies as the window on top

**Explanation:** This message is issued when the QUERY WINDOW = command is issued but no window qualifies as the window on top.

**System Action:** The command completes. System status remains the same.

**User Response:** None.

**1123E** Unknown response *text* ignored.

**Explanation:** You responded to prompt message DMS1079R, DMS1080R, or DMS1081R with a reply that does not conform to the requirements for a valid response.

**System Action:** The original prompt message DMS1079R, DMS1080R, or DMS1081R (which repeats the list of valid responses) is reissued.

**User Response:** Respond with one of the valid replies to the original message when it is reissued.



# DMS

**1124W** Spool file *spoolid* has been left in your reader because one or more files were not received.

**Explanation:** One or more files in your reader were not received because you either:

- Responded with a 0 (or NO) or 2 (or QUIT) to prompt message DMS1079R or DMS1081R
- An incoming file would have replaced an existing file and the NOREPLACE option was in effect for the RECEIVE, DISK LOAD, or READCARD commands.

**System Action:** RC = 1.

The spool file processed by the command is left in your reader.

If another message with a higher return code is issued with this message the higher return code will be returned.

**User Response:** If you do not need the data in the spool file, purge it using the CP PURGE READER *spoolid* command.

If you wish to extract the data from the spool file, reissue the RECEIVE command with the FULLPROMPT option. This will allow you to specify the disposition for each incoming file. Alternatively, you may specify the REPLACE option on the RECEIVE command, to allow the file(s) in the spool file to replace existing files.

**1125E** Command is not allowed as an immediate command

**Explanation:** You issued a command in fullscreen CMS as an immediate windowing command (prefixed by #WM). The command is not allowed as an immediate command.

**System Action:** None.

**User Response:** Reissue the command without specifying #WM*command*

## Interactive Problem Control System Extension (IPCS) Messages

**100S      ERROR 'nnn' READING FILE 'fn  
ft fm'**

**Explanation:** An error occurred during the execution of an FSREAD macro against file 'fn'. For a description of error 'nnn', see the FSREAD macro in the *VM/SP CMS Macros and Functions Reference*.

**System Action:** RC = 8.  
Processing stops and returns to CMS.

**User Response:** Check the macro description to see what type of failure nnn indicates. Correct the error and retry.

**109S      VIRTUAL STORAGE CAPACITY  
EXCEEDED**

**Explanation:** IPCS service routine (SVC 199 services) could not obtain needed storage.

**System Action:** Command execution stops.

**User Response:** Define a larger virtual machine and restart.

**200S      ERROR 'nnn' WRITING FILE 'fn  
ft fm'**

**Explanation:** An error occurred during the execution of an FSWRITE macro against the file 'filename'. For a description of error 'nnn', see the FSWRITE macro in the *VM/SP CMS Macros and Functions Reference*.

**System Action:** Processing stops and returns to CMS.

**User Response:** Check the macro description to see what type of failure 'nnn' indicates. Correct the error and retry.

**300S      ERROR 'nnn' ON FSSTATE 'fn ft  
fm'**

**Explanation:** An error occurred during the execution of the FSSTATE macro against file 'fn ft fm.' For a description of return code 'nnn', see the *VM/SP CMS Macros and Functions Reference*.

**System Action:** RC = 8.  
Processing stops and returns to CMS.

**User Response:** Check the macro description to see what type of failure 'nnn' indicates. Correct the error and retry.

**400S ERROR 'nnn' CLOSING 'fn ft fm'**

**Explanation:** An error occurred during the execution of an FSCLOSE macro against 'fn ft fm.' For a description of return code 'nnn', see the FSCLOSE macro in the *VM/SP CMS Macros and Functions Reference*.

**System Action:** Processing stops and returns to CMS.

**User Response:** Check the macro description to see what type of failure 'nnn' indicates. Correct the error and retry.

Processing stops. The system remains in the same state as before the command was issued.

**User Response:** If PROB, PRB, or IPCSDUMP was being executed, collect the console log and call your IBM programming support representative. If a user program or EXEC was being executed, correct the parameter being passed to SUMMARY and retry.

**500S ERROR 'nnn' WRITING TO VIRTUAL PRINTER**

**Explanation:** An error occurred during execution of a PRINTL macro against the file 'filename'. For a description of error 'nnn', see the PRINTL macro in the *VM/SP CMS Macros and Functions Reference*.

**System Action:** A number of lines of printed output have not been sent to the printer SPOOL files.

**User Response:** Check the macro description to see what type of failure 'nnn' indicates. Correct the error and retry.

**502S PROBLEM 'PRBnnnnn' NOT FOUND IN SYMPTOM SUMMARY**

**Explanation:** Problem nnnnn was not found in the symptom summary file.

**System Action:** RC = 4.  
Processing stops. The system remains in the same state as before the command was issued.

**User Response:** Retry the command supplying the correct problem number.

**501S INVALID PARM 'parameter' PASSED TO SYMPTOM SUMMARY UPDATE PROGRAM**

**Explanation:** The program or EXEC that called SUMMARY passed an invalid request or a problem number not in the format PRBnnnnn, where nnnnn must be numeric. If a user program or EXEC was being executed, correct the parameter being passed to SUMMARY and retry.

**System Action:** RC = 8.

**560E FILE 'PRBXXXXX DUMP A1' ALREADY EXISTS - RENAME OR ERASE**

**Explanation:** IPCS uses PRBXXXXX DUMP A1 as its creation dumpname for all dumps, and a file with that name already exists.

**System Action:** Processing stops.

**User Response:** Rename or erase this file.

**600S ERROR 'nnn' RENAMING FILE 'fn ft fm'**

**Explanation:** IPCSDUMP uses an internal dump name of PRBXXXXX DUMP A1 during processing. An error occurred renaming this file to PRBnnnnn DUMP A1.

**System Action:** Processing stops.

**User Response:** Check the RENAME command description in *VM/SP CMS Command Reference*. to see what type of failure nnn indicates. Correct the error and retry.

**601I OPERAND 'operand' NOT RECOGNIZED**

**Explanation:** The system received a search argument that was not recognized by the STAT command.

**System Action:** RC=4. Processing stops. The system remains in the same state as before the command was issued.

**User Response:** Retry the command specifying the correct operand(s).

**609I REQUESTED ADDRESS NOT IN REAL STORAGE**

**Explanation:** The address field contains an address which is higher than the highest address in the dump.

**System Action:** The CORTABLE function is terminated. DUMPSCAN processing continues.

**User Response:** Correct the input and retry.

**610I POSSIBLE INVALID CHAIN - COMMAND TERMINATED**

**Explanation:** While searching for the chain specified by the user, the number of entries exceeded 144. This may be caused by an invalid chain.

**System Action:** The CHAIN function is terminated. DUMPSCAN processing continues.

**User Response:** If the chain is valid and longer than 144 entries, you can

continue the search by pressing the ENTER key (or its equivalent) without entering any data. The last member address shown will be used to restart the CHAIN subcommand. The running total of all members found will be displayed.

**611I LOOP DETECTED IN CHAIN - COMMAND TERMINATED**

**Explanation:** While searching the chain specified, the address of the next member in the chain has already been found. This is caused by an unexpected loop in the chain. The last address displayed is the duplicate address.

**System Action:** The CHAIN function is terminated. DUMPSCAN processing continues.

**User Response:** None.

**701R A VALID DUMP HAS NOT BEEN SPECIFIED. PLEASE ENTER ONE OF THE FOLLOWING OPERANDS:**

**NNNNN <MODE> - TO VIEW PRBNNNNN FROM CMS DISK 'MODE'**  
**HELP - TO REQUEST HELP INFORMATION**  
**END, QUIT, HX - TO EXIT**

**Explanation:** You are required to specify one of the operands listed above.

**System Action:** The system waits for a response. Subsequent action is dependent on the user response.

**User Response:** Enter the numeric part of the dump file name, followed by the disk name. Leading zeroes are not required, so for PRB00056 on the A disk, enter 56 a. If the mode is omitted, A is assumed.

# DMM

## 702I NON-HEX CHARACTER IN COUNT - RETRY

**Explanation:** The count field in the input line contains a non-hexadecimal character.

**System Action:** Subcommand processing stops, DUMPSCAN processing continues.

**User Response:** Make sure the count field contains only hexadecimal characters and reenter the command.

## 703I NON-HEX CHARACTER IN ADDRESS - RETRY

**Explanation:** The address field contains a non-hexadecimal character.

**System Action:** Subcommand processing stops, DUMPSCAN processing continues.

**User Response:** Correct the input and retry.

## 705W 'dumptype' DUMPSCAN FUNCTIONS NOT AVAILABLE

**Explanation:** No entry was found in DMMTAB for a subsystem dependent routine for use by DUMPSCAN. 'dumptype' is the dumptype field supplied in the VMDUMP command.

**System Action:** Processing continues with only 'common' functions available.

**User Response:** None.

## 706I 'entry' NOT FOUND IN THE LOAD MAP

**Explanation:** The name displayed was entered to request a load map search and display function. However, the name was not found in the load map.

**System Action:** Subcommand processing stops, DUMPSCAN processing continues.

**User Response:** Make sure that the module name or entry point is correct and retry the subcommand supplying the correct module name.

## 707I 'module' 'page' NOT VALID

**Explanation:** The page table entry for the virtual address page containing 'module' was marked invalid. It was not dumped when the dump was taken so it cannot be displayed.

**System Action:** Subcommand processing stops, DUMPSCAN processing continues.

**User Response:** None.

## 708I PAGE 'page' NOT FOUND IN DUMP

**Explanation:** This virtual address was not represented by an entry in the bit map. This means it was not dumped at the time the dump was taken.

**System Action:** Processing continues if possible.

**User Response:** None.

## 709I NO VALID SCROLL ADDRESS

**Explanation:** A SCROLL or SCROLL U request must follow some other request that generates a display address. This has not happened yet in this DUMPSCAN session. SCROLL will scroll from the last address that was displayed.

**System Action:** Subcommand processing stops, DUMPSCAN processing continues.

- User Response:** Enter an address in the area you wish to examine by using 'DISPLAY hexloc'.
- 710I      NON-NUMERIC COUNT CHARACTER - RETRY**
- Explanation:** The count field contains a non-numeric character.
- System Action:** Subcommand processing stops, DUMPSCAN processing continues.
- User Response:** Correct the input and retry.
- 711I      LOOP IN VMBLOK CHAIN**
- Explanation:** While searching through the VMBLOK chains for entries, no end was found to the chain.
- Note:* This message will occur if more than 1024 users were logged on the system at the time of dump.
- System Action:** Subcommand processing stops, DUMPSCAN processing continues.
- User Response:** May indicate an overlay problem. Other DUMPSCAN functions are still available. Continue.
- 712I      DEVICE {'rdev' | 'vdev'} NOT FOUND**
- Explanation:** On a real or virtual device request, the specified device was not found.
- System Action:** Subcommand processing stops, DUMPSCAN processing continues.
- User Response:** Make sure the specified device is included in the system that produces the dump. Retry the subcommand.
- 713I      USER 'userid' VMBLOK NOT FOUND**
- Explanation:** The VMBLOK control block for the specified 'userid' was not found so the request could not be honored.
- System Action:** Subcommand processing terminates, DUMPSCAN processing continues.
- User Response:** None.
- 714I      NON-HEX CHARACTER IN INPUT - RETRY**
- Explanation:** DTVHEX detected a non-hexadecimal character.
- System Action:** Subcommand processing stops, DUMPSCAN processing continues.
- User Response:** Correct the input and retry.
- 715I      NON-HEX CHARACTER IN STRING**
- Explanation:** The input string must consist of valid hexadecimal characters.
- System Action:** Subcommand processing stops, DUMPSCAN processing continues.
- User Response:** Correct the input and retry.
- 716I      STRING 'string' (NOT FOUND) | NOT FOUND BEFORE END)**
- Explanation:** The requested string was not found within the limits given, or, if indicated, before the end of dump was reached.

# DMM

**System Action:** Subcommand processing stops, DUMPSCAN processing continues.

**User Response:** Check that the string is correct, and retry the subcommand.

## 717E INVALID FORM OF LOCATE COMMAND

**Explanation:** You issued the LOCATE subcommand in an improper format or with too few operands.

```
LOCATE (UP) {string|x'string'}
           from to [inc]
```

*Where:*

string	is up to 8 EBCDIC characters.
x'string	is up to 16 hexadecimal digits.
from	is an address (in hexadecimal) up to six significant digits in length.
to	is an address (in hexadecimal) up to six significant digits in length.
inc	is an optional increment (in hexadecimal) from 1 to 1000.

For LOCATE, the 'to' address must be greater than the 'from' address. For LOCATE UP, the 'from' address must be greater than the 'to' address.

**System Action:** The system stops processing the subcommand.

**User Response:** Reissue the subcommand in its valid form.

## 718I THIS DUMP HAS NO LOAD MAP

**Explanation:** The compressed load map was not found at the end of the dump. All DUMPSCAN functions except MAPA, MAPN and USERMAP (for CMS dumps) are still valid.

**System Action:** Processing continues.

**User Response:** You may continue to use DUMPSCAN. If there is a valid IPCS nucleus load map available and if the dump is on the R/W A disk, you may use the IPCSMAP subcommand to add the load map to the dump.

## 719I ERROR 'nnn' IN FSSTATE FILE 'fn ft fm'

**Explanation:** FSSTATE macro failed to find the dump file specified by your reply to DMMDSC701R.

**System Action:** Processing continues.

**User Response:** Consult the *VM/SP CMS Macros and Functions Reference*, for a description of error 'nnn' in the FSSTATE macro. Correct the problem and retry.

## 720I LOAD MAP ALREADY PRESENT

**Explanation:** The IPCSMAP subcommand was issued for a dump that already has an IPCS map appended.

**System Action:** Issue message DMMDSC725R.

**User Response:** Respond to message DMMDSC725R which will follow.

## 721I THE &amp;NAME TABLE IS FULL

**Explanation:** You have run out of space in the &NAME table. The table can hold up to 64 tokens, either &NAMEs or subcommand operands.

**System Action:** Subcommand processing stops, DUMPSCAN processing continues.

**User Response:** You may replace a long &NAME entry with a shorter one or you may terminate the session and restart. This procedure clears out the table.

## 722I INVALID ENTRY INTO &amp;NAME TABLE

**Explanation:** The &NAME subcommand has found an invalid operand. PRINT and &name are not allowed in the &name table as operands.

**System Action:** Subcommand processing stops, DUMPSCAN processing continues.

**User Response:** Reissue the subcommand using a valid operand.

## 723I THE DUMP IS NOT ON THE A-DISK

**Explanation:** The IPCSMAP or USERMAP subcommand requires the dump to be on the A-disk.

**System Action:** Subcommand processing stops, DUMPSCAN processing continues.

**User Response:** Copy the dump to the A-disk of your virtual machine before issuing the subcommand.

## 724I (IPL|NON-IPL) REGISTER REQUESTED IN UNIPROCESSOR DUMP

**Explanation:** The subcommand AREGS or MREGS was issued against a dump taken on a machine running in uniprocessor mode.

**System Action:** Subcommand processing stops, DUMPSCAN processing continues.

**User Response:** Verify that you are examining the correct dump. To see the registers, the PSW, etc., issue the REGS subcommand.

## 725R DO YOU WISH TO REPLACE IT? RESPOND YES|NO

**Explanation:** This message always follows DMMDSC720I.

**System Action:** The system waits for a response. Subsequent action is dependent on the user response.

**User Response:** If the response is "yes", a new load map is appended to the dump in place of the present one. For any other response, the subcommand is terminated.

## 726I (IPL|NON-IPL) RIOBLOKS REQUESTED IN NON-MULTIPROCESSOR DUMP

**Explanation:** The subcommand ARIOBLOK or MRIOBLOK was issued against a dump taken on a non-multiprocessor machine.

**System Action:** Subcommand processing stops, DUMPSCAN processing continues.

**User Response:** Verify that you are examining the correct dump. Use the RIOBLOK subcommand to see the RCHBLOK, RCUBLOK, and



RDEVBLK of the specified device on the failing processor.

**728I      DOS SIMULATION NOT IN EFFECT.**

**Explanation:** You have requested a display of DOS simulation pointers, but DOS simulation is not in effect. In case a problem has arisen with the DOS error detection routine, the pointers are displayed and may be valid.

**System Action:** The pointers are displayed anyway.

**User Response:** None.

**729I      NO DUMPID INFORMATION FOUND.**

**Explanation:** You have requested a display of the DUMPID information field in the DMPINREC but the field contained only binary zeros.

**System Action:** Subcommand processing stops, DUMPSCAN processing continues.

**User Response:** None.

**730E      CONFLICTING OPERAND - operand**

**Explanation:** This message occurs when:

1. The same option is specified twice in the same command, or
2. The function required by the given option is incompatible with a previously specified operand.

**System Action:** Subcommand terminates.

**User Response:** Reissue the command with the operands correctly specified.

**731E      OPERAND MISSING OR INVALID**

**Explanation:** A required operand is either missing or invalid.

You may also get this message when you specify the SCROLL operand before a successful TRACE subcommand established a "previous" trace location.

**System Action:** Subcommand terminates.

**User Response:** Reissue the command with a valid operand.

**732E      UNRECOGNIZED SUBCOMMAND - subcommand**

**Explanation:** IPCS did not recognize this command.

*Note:* If the subcommand name is longer than eight characters, only the first eight characters are shown.

**User Response:** Check the spelling and reissue the command.

**System Action:** Subcommand terminates.

**733E      ERROR DETECTED WHILE PROCESSING THE SUBCOMMAND - subcommand**

**Explanation:** IPCS detected an error while it was processing *subcommand*.

*Note:* If the subcommand name is longer than eight characters, only the first eight characters are shown.

**User Response:** Fix the error and reissue the subcommand.

**System Action:** Subcommand terminates.

**740I TRACE TABLE POINTERS  
INVALID:  
START = start END = end  
CURRENT = current**

**Explanation:** While attempting to display CP trace table entries, it was determined that the CP trace table pointers contained in the dump are invalid. Possible causes of this error are:

1. The trace table start address indicates the trace table begins at zero.
2. The trace table start address is greater than the trace table end address.
3. The current trace table address is outside of the trace table.
4. The current trace table address is not on 16 byte boundaries, or the trace start address or trace end address is not on a page boundary.
5. The trace table is less than a page in size.

**System Action:**

1. If a "FROM" location was specified, then the processing of the subcommand will continue at the "FROM" location. The display will not wrap at the trace table start position and will stop when:
  - a. The specified count (or default count, if the count was not specified) has been reached.
  - b. The address of the next trace entry to display is less than or equal to zero.
2. If a "FROM" location was not specified, then the processing of the subcommand will be terminated.

**User Response:**

- If a "FROM" was not specified, then determine the location of the trace table and reissue the TRACE subcommand with a "FROM" location specified.
- If a "FROM" location was specified, then ignore the message.

**741E "FROM" LOCATION OUTSIDE  
OF TRACE TABLE RANGE:  
START = start END = end  
CURRENT = current**

**Explanation:** The "FROM" location specified on the TRACE subcommand of DUMPSCAN is a negative hexadecimal number.

**System Action:** The TRACE subcommand terminates. DUMPSCAN processing continues.

**User Response:** Reissue the TRACE subcommand with the correct "FROM" location specified.

**741I "FROM" LOCATION OUTSIDE  
OF TRACE TABLE RANGE:  
START = start END = end  
CURRENT = current**

**Explanation:** The "FROM" location specified on the TRACE subcommand of DUMPSCAN points to a location outside of the trace table while the trace table pointers appear to be valid.

**System Action:** Processing continues.

**User Response:** Verify the "FROM" location specified on the TRACE subcommand, and the trace table pointers.

- If the "FROM" location is incorrect, then reissue the TRACE subcommand with the correct "FROM" location.

# DMM

- If the trace table pointers are incorrect and the "FROM" location is correct, then ignore the message.

## 742I "FROM" LOCATION NOT ON A 16 BYTE BOUNDARY

**Explanation:** The "FROM" location specified is not on a 16 byte boundary.

**System Action:** The address specified has been truncated to a 16 byte boundary and processing continues.

**User Response:** Verify the "FROM" location specified on the TRACE subcommand. The "FROM" location must be on a 16 byte boundary.

## 743I TRACE ENTRY IS TOO LARGE TO BE COMPLETELY DISPLAYED

**Explanation:** The formatted trace entry could not completely fit on the screen (24 line screen). Some lines of output have been truncated.

**System Action:** Command completed.

**User Response:** To view the complete formatted trace entry, the user should reissue the TRACE subcommand specifying a count of at least one (1).

## 744E COMMAND TERMINATED, CAN NOT PROCESS BEYOND STORAGE BOUNDARY

**Explanation:** You issued one of these:

- The TRACE subcommand with the SCROLL or SCROLLU operand
- The SCROLL or SCROLLU subcommand,

following a previous trace table display that stopped at the end of storage. This

means that the address of the next entry to display would be negative. Since negative addresses are impossible in a dump, no trace table data can be displayed.

**User Response:** Enter a TRACE subcommand without the SCROLL or SCROLLU operands.

**System Action:** The system will stop processing the command, and will not display any trace entries.

## 801I *mctype* MAP 'fn ft fm' IS NOT VALID

**Explanation:** The specified load map is not valid for the type of map being processed. 'mctype' is one of the following:

- NUCLEUS - The system nucleus load map.
- Name of the secondary map defined in DMMTAB.

**System Action:** Processing continues.

**User Response:** Determine the fileid of the correct load map for this map type and respond to message DMMM806R.

## 802I FOR *mctype*, THE MAP NAMED 'fn ft fm' WAS ADDED TO THE IPCS MAP

**Explanation:** The specified map has been added to the IPCS map which is currently being built or, for the USERMAP subcommand, to the IPCS map which was previously appended to the dump. 'mctype' is the name of the secondary map type defined in DMMTAB.

**System Action:** Processing continues.

**User Response:** None.

**803I 'fn ft fm' CONVERSION  
COMPLETE**

**Explanation:** The dump or symptom summary file named has been successfully converted.

**System Action:** None.

**User Response:** None.

**804E ERROR IN DATA EXTRACTION**

**Explanation:** The text portion of the problem report may not be complete due to the absence of supporting information (for example, CIPCS MAP A1 does not match the system). This message is also issued if subroutines encounter an error reading from the dumpfile, or DMMCPA cannot recognize the abend code.

**System Action:** IPCS extraction continues to extract as much data as possible. This message occurs on the terminal as well as in the text portion of the problem report.

**User Response:** None.

**805I xxxxxx ABEND CODE NOT  
RECOGNIZED BY DATA  
EXTRACTION**

**Explanation:** This message is issued in module DMMCPA if the abend code in the dump does not compare with any abend code in the lookup table.

**System Action:** Processing continues.

**User Response:** Either the abend code in the dump is overlaid or an unknown abend code has been presented. Call your IBM program support representative.

**806R FOR 'type', ENTER 'FN FT FM'  
OF THE *matype* MAP, OR ENTER  
A NULL LINE, CMS, NONE, OR  
QUIT**

**Explanation:** The fileid of the specified map is being requested for one of the following reasons:

1. Prompt was requested when the command was entered.
2. The default name or the name previously supplied could not be found or was found to be in error. 'matype' is one of the following:
  - a. IPCS - When appending an IPCS map to a dump.
  - b. NUCLEUS - The system nucleus load map.
  - c. Name of the secondary map type defined in DMMTAB.

**System Action:** The system waits for a response. Subsequent action is dependent on the user response.

**User Response:** Enter the fileid of the requested map. If file type and/or file mode are not entered they will default to 'MAP' 'A1' respectively. Alternatively you may enter one of the following:

- a null line - To use the defined default fileid.
- CMS - To enter CMS subset. On return this message will be reissued.
- NONE - To bypass processing this particular map. The reply is ignored and the message reissued if the requested map is the nucleus map.
- QUIT - To terminate MAP processing.

# DMM

**807I** UNABLE TO LOCATE *maptype*  
MAP '*fn ft fm*'

**Explanation:** The specified input map could not be found. '*maptype*' is one of the following:

1. NUCLEUS - The system nucleus load map.
2. Name of the secondary map defined in DMMTAB.

**System Action:** Processing continues.

**User Response:** Respond to message 806R which will follow.

**808I** {CP|CMS} IPCS MAP '*fn ft fm*'  
CREATED FROM MAP '*fn ft fm*'.

**Explanation:** The IPCS map has been created from the specified system's nucleus load map.

**System Action:** Processing continues.

**User Response:** None.

**810I** FORMAT OF *maptype* MAP '*fn ft fm*' IS INVALID

**Explanation:** The format of the specified input map is not as expected for the type of map being processed. '*maptype*' is one of the following:

1. NUCLEUS - The system nucleus load map.
2. Name of the secondary map defined in DMMTAB.

**System Action:** Processing continues.

**User Response:** Respond to message 806R which will follow.

**811I** NO IPCS MAP APPENDED TO  
DUMP

**Explanation:** The dump being processed does not have an IPCS map.

**System Action:** DMPINREC is converted and RC=4.

**User Response:** None.

**812E** '*fn ft fm*' ALREADY  
CONVERTED

**Explanation:** The symptom summary or dump file named has already been processed by CONVERTS.

**System Action:** Processing stops.

**User Response:** None.

**813E** MAP FUNCTION NOT  
SUPPORTED FOR '*dumptype*'.

**Explanation:** The '*dumptype*' field is invalid, or MAP support has not been defined for it in DMMTAB.

**System Action:** Processing stops.

**User Response:** If the '*dumptype*' field is invalid, reissue the MAP command with the correct '*dumptype*'.

**814E** {CP|CMS} IPCS MAP NOT  
CREATED|APPENDED

**Explanation:** The IPCS map was not created or appended due to some previous error or user action.

**System Action:** Processing stops.

**User Response:** Inspect the previous messages to determine the reason the map could not be created or appended.

**815E      PROCESSING ERROR IN  
          {CP|CMS} MAP ROUTINE 'name'**

**Explanation:** The named routine has returned an invalid return code or invalid data to the map routine, or the map routine itself has failed.

**System Action:** Processing stops.

**User Response:** Save the input and the output and report the problem to your IBM programming support representative.

**816E      {CP|CMS} IPCS MAP 'fn ft fm'  
          ALREADY EXISTS**

**Explanation:** The specified IPCS map was previously created and still exists.

**System Action:** Processing stops.

**User Response:** Determine if the existing IPCS map is still valid or required. If so, it may be renamed or the MAP command reissued with the 'prompt' parameter to permit the creation of a new IPCS map with a different file name. Otherwise, erase it and reissue the MAP command.

**817E      *maptpe* MAP 'fn ft fm' OVERLAPS  
          A PREVIOUS MAP**

**Explanation:** The address range of the specified input map overlaps either partially or completely the address range of a map previously included in the IPCS map. 'maptpe' is the name of the secondary map defined in DMMTAB.

**System Action:** Processing stops.

**User Response:** Determine which input map is in error and reissue the command using the proper input maps.

**818E      INPUT MAP LIMIT REACHED  
          FOR {CP|CMS} IPCS MAP 'fn ft  
          fm'**

**Explanation:** Space exists in the IPCS map header for 20 header entries. All 20 header entries have been filled and additional map processing has been requested.

**System Action:** The requested map is not added to the IPCS map, and processing stops.

**User Response:** Check to determine if one of the existing maps can be eliminated. If this is possible, recreate the IPCS map using the PROMPT option of the MAP command, and enter a null line in response to message 806R for the map or maps not required.

**819R      ENTER THE 'FN' OF THE  
          {CP|CMS} IPCS MAP TO BE  
          CREATED, OR ENTER A NULL  
          LINE**

**Explanation:** The file name of the new IPCS map is being requested in response to the 'prompt' parameter included on the MAP command. 'FN' is the filename to be assigned to map; the default IPCS map file names are 'CPIPES' or 'CMSIPES'. The file type and file mode will be 'MAP A1'.

**System Action:** Processing continues.

**User Response:** Enter the desired file name of the IPCS map to be created or press the ENTER key (or its equivalent) to use the default. 'Quit' may also be entered to terminate the MAP command.

# DMM

## 820I      **INSUFFICIENT MAP PROCESSING DISK SPACE FOR 'fn ft fm'**

**Explanation:** The amount of disk space required for map processing is not available.

**System Action:** CMS subset is automatically entered to permit obtaining additional disk space.

**User Response:** You can obtain additional disk space on the 'A' disk and enter 'return', but first try to delete any files which you no longer need.

## 821I      **{CP|CMS} IPCS MAP 'fn ft fm' NOT VALID FOR DUMP 'PRBnnnnn'**

**Explanation:** The specified IPCS map does not correspond to the dump.

**System Action:** No map is appended and processing continues.

**User Response:** Ensure that the correct level of the system nucleus load map was used in creating the IPCS map and that this level matches the dump. Also, ensure that the correct IPCS map was processed. You are prompted via message 806R to enter the correct name. Respond with the correct map name or respond QUIT to bypass appending a map at this time.

## 822E      **IPCSMAP FUNCTION NOT SUPPORTED FOR 'dumptype'**

**Explanation:** The dump being processed is not an IPCS supported type, or if it is, no support has been defined for appending an IPCS map.

**System Action:** Processing continues with no map appended.

**User Response:** Check the documentation for the defined subsystem or SCP to determine if IPCS

map support is available. If it is, report the problem to IBM.

## 824I      **{CP|CMS} IPCS MAP 'fn ft fm' APPENDED TO 'PRBnnnnn'**

**Explanation:** The specified IPCS map has been appended to the dump.

**System Action:** Processing continues.

**User Response:** None.

## 830R      **ENTER KEYWORD 'keyword ='**

**Explanation:** An extraction routine returned with keyword data missing.

**System Action:** IPCSDUMP will prompt you for the missing keyword data.

**User Response:** Enter the requested data or a null line.

## 840I      **ADDRESS 'rstor' NOT AVAILABLE**

**Explanation:** All of the required data at the specified address was not available in the dump.

**System Action:** Formatting of the current unit is bypassed and processing continues with the next logical unit, if any, to be formatted.

**User Response:** None.

## 841I      **LOW CORE 'rstor' REFERENCED**

**Explanation:** A dump address below 32K was unexpectedly referenced while formatting some logical unit.

**System Action:** Formatting of the current logical unit is bypassed, and processing continues with the next logical unit, if any, to be formatted.

- User Response:** None.
- 842I ADDRESS 'rstor'  
RE-REFERENCED**
- Explanation:** A dump address which was previously referenced while formatting some logical unit was unexpectedly re-referenced.
- System Action:** Formatting of the current logical unit is bypassed and processing continues with the next logical unit, if any, to be formatted.
- User Response:** If this message is repeated multiple times with the same address, it is probably indicative of a large loop due to invalid control blocks. Halt current execution and reissue the PRTDUMP command with the NOFORM option.
- 843I REQUIRED RESOURCES NOT AVAILABLE - FORMATTING BYPASSED**
- Explanation:** An error occurred while obtaining one of the following:
1. Six work buffers.
  2. The DMPINREC.
  3. Dump page zero.
- System Action:** The NOFORM option is forced on and the option verification message is issued. If NOHEX was not requested, the hex dump is printed, otherwise processing stops.
- User Response:** If the error occurred while obtaining six work buffers, reconfigure your virtual machine with more storage and reissue the command.
- 853S NO DUMP FILES EXIST**
- Explanation:** IPCSDUMP was entered but no class V or D dump files were found in your spool reader.
- System Action:** None.
- User Response:** Check the reader queue to determine if any files exist. If there are reader files, check to make sure they are of the proper class and not in a hold status.
- 855I {CP|CMS}  
{'EXTRACTION'|'FORMAT'}  
ROUTINE NOT FOUND**
- Explanation:**
- FOR 'EXTRACTION': The extraction routine specified in DMMTAB was not found.
- FOR 'FORMAT': DMMPT could not find the format routine specified in DMMTAB for CP or CMS dumps.
- System Action:**
- FOR 'EXTRACTION': Processing continues with full user prompting.
- FOR 'FORMAT': Standard print dump is taken (PSW, regs, 0-end).
- User Response:** None.
- 856E UNABLE TO LOCATE {CP|CMS}  
'routine' ROUTINE 'name'**
- Explanation:** The command was unable to find the specified processing routine defined in the communications table DMMTAB.
- 'routine' = MAP, FORMAT, EXTRACT or DUMPSCAN;  
'name' = module name.
- System Action:** MAP processing terminates, other functions continue.



# DMM

**User Response:** Determine why the named routine could not be found. Make it available to the command and reissue the command.

## 860E FATAL I/O ERROR READING DUMP

**Explanation:** The DIAGNOSE code X'34' or X'14' failed while reading the dump from the spooled reader.

**System Action:** Processing stops.

**User Response:** Reader may already be opened (in use) with another file. Close reader and retry IPCSDUMP command. If IPCSDUMP still fails, then contact the system programmer.

## 861E FILE 'fn' NOT FOUND

**Explanation:** File name entered could not be found.

**System Action:** Processing stops.

**User Response:** Reissue the command specifying the correct filename.

## 862E NO PARAMETERS ENTERED

**Explanation:** At least one parameter is required for this command to function and none were entered. For PRTDUMP, the first parameter must be a filename (PRBnnnnn) of a dump file previously created by IPCSDUMP. For MAP, the first parameter must be the SCP or subsystem type.

**System Action:** Processing stops.

**User Response:** Reissue the command specifying the correct parameter.

## 863E INVALID OPERAND - operand

**Explanation:** If issued by DMMDCM, DMMDCP, or DMMDSC, CP detected an invalid operand on the subcommand line. If issued by DMMSCR, you specified an operand on the SCROLL, SCROLL U or SCROLLU subcommand; operands are only allowed when scrolling for a trace formatting display. For PRTDUMP, the first operand entered was not PRBnnnnn. For MAP, the second operand was not PROMPT.

**System Action:** The system stops processing the command or subcommand.

**User Response:** Reissue the command or subcommand without the operand or with a valid operand.

## 864E STORAGE INITIALIZATION INCOMPLETE

**Explanation:** CMS detected an error when setting up SVC 199 addresses.

**System Action:** Processing stops.

**User Response:** There may be an SVC 199 conflict. Re-IPL the system and reissue the command. If it still fails, then see your system programmer or report the problem to your IBM programming support representative.

## 865E NO PARAMETERS ALLOWED

**Explanation:** Parameters are not allowed with this command.

**System Action:** Processing stops.

**User Response:** Issue command without parameters.

**866E FILE 'fn ft fm' NOT FOUND**

**Explanation:** The file identified as 'fn ft fm' could not be found.

**System Action:** Processing stops.

**User Response:** Enter command with the correct 'fn ft fm'.

**System Action:** Subcommand processing stops, DUMPSCAN processing continues.

**User Response:** Report the problem to your IBM programming support representative.

**867E 'fn ft fm' IS NOT A SYMPTOM SUMMARY FILE**

**Explanation:** The 'fn ft fm' named is not a symptom summary file and cannot be converted.

**System Action:** Processing stops.

**User Response:** None.

**869I ERROR 'nnn' OCCURRED WHILE READING SYMPTOM RECORD FOR FILE 'PRBnnnnn'.**

**Explanation:** The user issued either SYMP (a DUMPSCAN subcommand) to display the symptom record or PRTDUMP to print the dump. An error has occurred during the execution of an FSREAD macro against 'fn ft fm'. For a description of error 'nnn', see the FSREAD macro in the *VM/SP CMS Macros and Functions Reference*.

**868E REQUIRED RESOURCES NOT AVAILABLE**

**Explanation:** IPCS was unable to get the required resources. This usually indicates that an error has occurred within the IPCS system.

**System Action:** Subcommand processing stops, DUMPSCAN processing continues.

**User Response:** Report the problem to your IBM programming support representative.

**System Action:** For displaying the symptom record, the SYMP function is terminated, but DUMPSCAN processing continues. For printing the dump, the PRTDUMP function continues.

**User Response:** Check the macro description to see what type of failure 'nnn' indicates. Correct the error when possible and retry.

**868I REQUIRED RESOURCES ARE NOT AVAILABLE, SYMPTOM RECORD FOR FILE 'PRBnnnnn' CANNOT BE DISPLAYED.**

**Explanation:** The user issued either SYMP (a DUMPSCAN subcommand) to display the symptom record or PRTDUMP to print the dump. An error occurred while obtaining the DMPINREC needed for displaying the symptom record.

**870I SYMPTOM RECORD FOR FILE 'PRBnnnnn' CANNOT BE FOUND.**

**Explanation:** The user issued either SYMP (a DUMPSCAN subcommand) to display the symptom record or PRTDUMP to print the dump. A valid symptom record could not be found for display or for print.

**System Action:** For displaying the symptom record, the SYMP function is terminated, but DUMPSCAN processing continues. For printing the dump, the PRTDUMP function continues.

**User Response:** None.

## DMM

**871E      USER NOT AUTHORIZED TO  
PROCESS CP SYSTEM DUMPS;  
NO OTHER DUMPS EXIST**

**Explanation:** A user who is not authorized to issue DIAGNOSE code X'34' invoked IPCSDUMP to process a dump, and a class V dump does not exist.

**System Action:** Dump processing terminates.

**User Response:** If you tried to look at a system dump, get authorization to issue DIAGNOSE code X'34'; else, obtain a class V dump.

## Group Control System (GCS) Messages

### 001E Invalid option '*option*'

**Explanation:** An invalid option has been entered. The option may have been misspelled, it may conflict with another option on the command line, or it may have been entered twice. The option may also have been abbreviated incorrectly.

**System Action:** The command terminates, and system status is not changed.

**User Response:** Correct and reissue the command.

### 002E Invalid parameter '*parameter*' in the option '*option*' field

**Explanation:** The parameter entered after '*option*' was invalid.

**System Action:** RC = 24.  
The command terminates, and system status is not changed.

**User Response:** Correct the option and reissue the command.

### 003E '*option*' option specified twice

**Explanation:** This option was specified more than once in the command line.

**System Action:** RC = 24.  
The command terminates, and system status is not changed.

**User Response:** Correct and reissue the command.

### 004E '*option1*' and '*option2*' are conflicting options

**Explanation:** The options named in the message are mutually exclusive and must not be coded in the same command.

**System Action:** RC = 24.  
The command terminates, and system status is not changed.

**User Response:** Correct and reissue the command.

### 005S Virtual storage capacity exceeded

**Explanation:** There is not enough storage available to complete the requested operation.

**System Action:** No action is taken on the command, and system status is not changed. For query commands, the return code is 8; otherwise, the return code is 104.

**User Response:** You must either free some virtual storage or increase the size of your virtual machine. To free some virtual storage, issue the RELEASE command for any minidisks that you no longer need; then reissue the original command. To increase the size of your virtual machine, use the DEFINE command; then re-IPL GCS and reissue the original command.

**005T Virtual storage capacity exceeded**

**Explanation:** There is not enough virtual storage available for file management control blocks.

**System Action:** The virtual machine is placed in a disabled wait state and the disk is not updated.

**User Response:** Use the CP command DEFINE to increase the size of the virtual machine, re-IPL GCS, and reissue the command.

**006E Invalid parameter 'parameter'**

**Explanation:** An invalid operand, an extraneous operand, or too many operands were coded in the command line or EXEC statement.

**System Action:** RC = 24.  
The command or EXEC statement terminates, and system status is not changed.

**User Response:** Correct and reissue the command.

**007E Extraneous parameter 'parameter'**

**Explanation:** Too many operands were specified for the GROUP EXEC.

**System Action:** RC = 24.  
The GROUP EXEC is not executed.

**User Response:** Check the GROUP EXEC format and re-execute the GROUP EXEC.

**008I Invalid Reply**

**Explanation:** An invalid reply has been entered for a previous message.

**System Action:** The previous message will be displayed.

**User Response:** None.

**009E Operand is missing or invalid**

**Explanation:** One of the following:

1. An operand was coded incorrectly in a command; or
2. A required operand was not coded; or
3. A duplicate operand was coded.

**System Action:** The command terminates with no action taken.

**User Response:** Correct the operand and reissue the command.

**010I Command Complete**

**Explanation:** The GDUMP command was completed successfully. All requested areas were dumped.

**System Action:** Processing continues.

**User Response:** None.

**011E Invalid character in fileid 'fn ft'.**

**Explanation:** An invalid character was specified in the file 'fn ft'.

**System Action:** RC = 20.  
Execution of the command is terminated. The system status remains the same.

**User Response:** Check the description of the command format and reissue the command.

**012E No options allowed**

**Explanation:** An option was specified as part of the ACCESS command.

**System Action:** RC = 24.  
No action is taken on the command, and system status is not changed.

**User Response:** Correct and reissue the command.

**013E No function specified**

**Explanation:** No functions were entered with a QUERY, GLOBAL, or SET command.

**System Action:** RC = 24.  
No action is taken on the command, and system status is not changed.

**User Response:** Include the desired function and reissue the command.

**014E Invalid function 'function'**

**Explanation:** The GLOBAL command has been entered with a function other than LOADLIB. GCS can support only the LOADLIB function of the GLOBAL command.

**System Action:** RC = 24.  
No action is taken on the command, and system status is not changed.

**User Response:** Correct the command to 'GLOBAL LOADLIB [libname1...libname8]' and reissue the command.

**015E 'parameter' is invalid for the 'function' function**

**Explanation:** A QUERY DISK command has been issued with an invalid parameter.

**System Action:** RC = 24.  
The command is not executed.

**User Response:** Correct and reissue the QUERY command.

**016E Disk vdev not attached**

**Explanation:** The disk identified in the message is not attached to the virtual machine.

**System Action:** The task which attempted to use the disk ends abnormally with an abend code of 037.

**User Response:** Use the CP LINK command to connect the proper disk to the virtual machine, and re-execute the program.

**017E Disk '{mode|vdev|volid}' not accessed**

**Explanation:** The disk identified in the message has not been accessed.

**System Action:** Execution of the command or task is terminated. System status is not changed if a command was issued, but if the error occurred in a task, the task ends abnormally with an abend code of 037. The return code from a command is 0.

**User Response:** Access the disk and re-execute the command or program.

**017I Disk 'mode' not accessed**

**Explanation:** The disk specified in the FILEDEF command has not been accessed.

**System Action:** This message is for information only. Execution continues.

**User Response:** None.

**018E Disk mode is Read/Only**

**Explanation:** The filemode of the output file specifies a read-only disk which cannot be written on.

**System Action:** If the problem occurred when you issued a GROUP or

GENERATE EXEC, these EXECs terminate with no action taken and RC=36. If the prefix is 'CSIXCP' or 'CSIVIP,' then the problem occurred when a task attempted to write to a R/O disk. The task ends abnormally with an abend code of 037.

**User Response:**

1. If you have read/write authority over the disk on which the output file reside, use the CMS ACCESS command to re-access the disk as a read/write disk, and then re-execute the command or program; or
2. Use the CP LINK command to reset the disk to read/write mode (entering a password if necessary), re-access the disk, and then re-execute the command or program.

**019E No Read/Write mode disk accessed**

**Explanation:** The user does not have access to a read/write disk in filemode 'mode' on which the command can write its output. The command, in order to be executed, requires that the disk be accessed in read/write mode.

**System Action:** Execution of the command is terminated. The return code is 36 from CSIGEN and CSIGRP; return code is 1 from QUERY DISK R/W.

**User Response:**

1. Access a read/write disk in the mode you require and reissue the command, or
2. Use the CP LINK command to reset the disk to read/write mode, access the disk again, and then reissue the command.

**020E No Read/Write disk with space available accessed**

**Explanation:** All read/write disks currently accessed are full.

**System Action:** No action is taken on the command, and system status is not changed. The QUERY command issues RC=2.

**User Response:** Access additional read/write disks, or remove unneeded files.

**021E Invalid mode 'mode'**

**Explanation:** This message can occur for any one of the following reasons:

1. The file mode was not entered correctly.
2. The file mode number, if entered, is not between 0 and 6.
3. More than two characters were specified for the file mode.

**System Action:** RC=24. No action is taken on the command, and system status is not changed.

**User Response:** Reissue the command with the filemode specified correctly.

**022E No filename specified**

**Explanation:** The OSRUN command has been entered without specifying the name of the application program to be run.

**System Action:** No action is taken on the command, and system status is not changed.

**User Response:** Correct and reissue the OSRUN command.

**023E No filetype specified**

**Explanation:** The FILEDEF command requires that you specify both filename and filetype.

**System Action:** RC = 24.

No action is taken on the command and system status is not changed.

**User Response:** Reissue the command, specifying the filename and filetype.

**024E File 'fileid' not found**

**Explanation:** The file named in the message was not found on any accessed disk(s).

**System Action:** RC = 28.

The file in question is not put in the GLOBAL LOADLIB list and the system continues with the next file, if any.

**User Response:** Make sure that the 'system name' file has been created and that it is on a disk that is accessed.

**025E System 'sysname' does not exist**

**Explanation:** The system named in the message has not been defined in the Control Program module DMKSNT.

**System Action:** If the message prefix is 'CSIGRP,' then the failure occurred during system generation, and system status is not changed. If the message prefix is 'CSIVSI,' then the failure occurred while starting VSAM. The task which was in control at the time of the error is ended abnormally with an abend code of 036.

**User Response:** Contact the system programmer, who will generate a saved system using the correct system name.

**028S Device vdev not attached**

**Explanation:** An input or output operation has been attempted against a device which is not defined in your virtual machine.

**System Action:** If the user's SYNAD exit was specified in the DCB, it will be executed. Otherwise, message 306 or 307 is issued and the task is abnormally terminated with system abend code 001.

**User Response:** DEFINE or ATTACH the desired device to your virtual machine.

**029S Unit check on device vdev. CSW = csw, SENSE = sense**

**Explanation:** A unit check has occurred on the specified device.

**System Action:** The channel status word (CSW) and any available sense information is displayed. If the first two bytes of sense information are X'1070', no sense information was available. If the user's SYNAD exit was specified in the DCB, it will be executed. Otherwise, message 306S or 307S is issued and the task is abnormally terminated with system abend code 001.

**User Response:** Examine the device-dependent sense information for details concerning the error. The meaning of the sense information can be found in the documentation for that device or its control unit. Information about the CSW can be found in the *IBM System/370 Principles of Operations*, GA22-7000.

**030S Unrecoverable I/O error on device vdev. CSW = csw**

**Explanation:** An unrecoverable error has occurred on the specified device.

**System Action:** The channel status word (CSW) is displayed. If the user's



SYNAD exit was specified in the DCB, it will be executed. Otherwise, message 306S or 307S is issued and the task is abnormally terminated with system abend code 001.

**User Response:** Examine the CSW for information concerning the error. Information about the CSW can be found in the *IBM System/370 Principles of Operations*, GA22-7000.

**030T Unrecoverable I/O error on device vdev. CSW = csw**

**Explanation:** An unrecoverable I/O error has occurred on the virtual device with address 'vdev'. The two CSW bytes at the time of the error appear in the 'csw' position in the message.

**System Action:** GCS halts by loading a disabled wait state PSW. Execution of the command is terminated.

**User Response:** Re-IPL GCS and reissue the command that failed. If the problem persists, contact your system support personnel.

**031S Insufficient free storage is available**

**Explanation:** There is not enough free storage available to process the TACTIVE, TSAB, TLOADL, or IUCV DUMPSCAN command that was issued. If the message prefix is 'CSIIAL,' then the message was issued for a TACTIVE command. If the prefix is 'CSIITL,' then the command was TLOADL. If the prefix is 'CSIIU,' the message was issued for the IUCV DUMPSCAN command. Finally, a prefix of 'CSIITA' indicates that the message was issued for the TSAB command.

**System Action:** The subcommand will not complete.

**User Response:** Define a larger virtual machine.

**032T Supervisor error {1|2|3|4|5}. Re-IPL *sysname***

**Explanation:** This message will be issued with an error number between 1 and 5.

**Error Explanation**

- 1** A GETMAIN error has been detected during GCS supervisor internal processing. The error probably occurred because there was insufficient free storage to allocate system control blocks.
- 2** A FREEMAIN error was detected during GCS supervisor processing. The error probably occurred because an authorized program has destroyed system pointers or other vital information needed for storage management.
- 3** GCS was unable to get storage to extend a save area for a critical processor.
- 4** GCS was unable to release a save area extension for a critical processor.
- 5** A QUERY LOCK command has been issued, and the machine that holds the lock was invalid. The invalid virtual machine ID indicates that the lock is held by a nonexistent virtual machine.

**System Action:** All five errors cause the the 'system name' supervisor to be terminated. The virtual machine is reset.

**User Response:** If error 1 or 3 has occurred, define a larger virtual machine and re-IPL GCS. If the problem persists, notify your system support personnel.

If error 2 has occurred, make sure the problem program is not altering system storage. If the problem persists, notify your system support personnel.

If error 4 has occurred, notify your system support personnel.

If error 5 has occurred, re-IPL GCS and retry the operations that preceded the failure. Contact your system support personnel.

**100E Missing the system name operand**

**Explanation:** You must specify a saved system name when you invoke the GROUP exec from a line mode terminal. This operand was missing from the exec call as issued.

**System Action:** RC = 24.  
The command terminates.

**User Response:** Reissue 'GROUP' followed by the system name.

**104R Enter selection number 1, 2, or 3**

**Explanation:** The selection number identifies the screen to be displayed or updated.

**System Action:** None.

**User Response:** Type one of these numbers on the command line and press the ENTER key.

**105E System name not specified**

**Explanation:** No system name was entered on the Primary Option Menu after invoking the GROUP exec.

**System Action:** None.

**User Response:** Enter the system name on the Primary Option Menu.

**106E Maximum number of Virtual Machines missing or invalid**

**Explanation:** The maximum number of virtual machines that can join this group must be specified. The number of group members must be in the range 1 to 65,535. Only digits 0-9 are valid.

**System Action:** None.

**User Response:** Specify the maximum number of virtual machines that can join this group.

**107E File has been changed. Use QUIT to quit anyway.**

**Explanation:** A QUIT subcommand was issued by pressing the PF3 key but the file has been changed during the editing session.

**System Action:** RC = 12.  
The QUIT subcommand is not executed.

**User Response:** Issue the 'QUIT' subcommand if you want to leave the file without saving the changes made during the editing session. Press the PF6 key or ENTER if you do want to save the changes made in the file.

**108I Saved System information is continued on the next page**

**Explanation:** There are two pages for entering saved system information identified on the Primary Option Menu. The input areas for defining the maximum number of virtual machines that can IPL this group and the system identification are on page two.

**System Action:** None

**User Response:** None

# CSI

**109E System 'sysname' defined in DMKSNT with NAMESYS parameter VMGROUP = NO**

**Explanation:** The system named in the message has not been defined as part of a group using the NAMESYS macro parameter 'VMGROUP = YES'.

**System Action:** No action is taken on the GROUP exec.

**User Response:** To use GCS, the system name must be defined as part of a group. To define the system name as part of a group, use the NAMESYS macro parameter 'VMGROUP = YES'.

**109I System sysname defined in DMKSNT with NAMESYS parameter VMGROUP = YES**

**Explanation:** The system named in the message has been defined as part of a group using the NAMESYS macro parameter 'VMGROUP = YES'.

**System Action:** None.

**User Response:** None.

**109T System sysname defined in DMKSNT with NAMESYS parameter VMGROUP = NO.**

**Explanation:** The system named in the message has not been defined as part of a group using the NAMESYS macro parameter 'VMGROUP = YES'.

**System Action:** The CP command "SYSTEM RESET" is issued which causes a disabled wait PSW to be loaded.

**User Response:** Contact the system programmer. To use GCS the system name must be defined as part of a group by using the NAMESYS macro parameter 'VMGROUP = YES'.

**110I All saved segment names on this page are valid**

**Explanation:** The saved segment name(s) indicated have been defined in DMKSNT.

**System Action:** None.

**User Response:** None.

**111I You are now editing your 'fileid' file**

**Explanation:** The 'GROUP' exec has been invoked from a line mode terminal.

**System Action:** None.

**User Response:** None.

**112E Undefined PFKEY/PAKEY**

**Explanation:** You have pressed a PFkey or PAkey that has no function assigned to it.

**System Action:** None.

**User Response:** None.

**113I The number of Authorized VM userids processed is nnnnn**

**Explanation:** 'nnnnn' is the total number of virtual machine userids in the 'system name GROUP' file authorized to (1) execute programs in virtual supervisor state and (2) have access to all GCS functions.

**System Action:** None.

**User Response:** None.

**114E No authorized VM userids have been specified**

**Explanation:** No userids have been designated as authorized VM userids. Authorized VM userids have authority to run programs in virtual supervisor state and have access to all GCS functions.

**System Action:** None.

**User Response:** None.

**115I This is the {first|last} page for this screen**

**Explanation:** This is an information message sent if you are on the first or the last page of a GROUP EXEC menu.

**System Action:** None.

**User Response:** None.

**116E The number of invalid userids on this page is *nn***

**Explanation:** At least one userid entered on this screen is not a valid logon.

**System Action:** None.

**User Response:** Correct the userid(s) that are in error.

**117I All userids on this page have been verified as valid**

**Explanation:** All userids have been verified as valid userids.

**System Action:** None.

**User Response:** None.

**118R Select disk address in the range of 001 through FFF**

**Explanation:** System disk address or system disk extension address is not in the valid range.

**System Action:** None.

**User Response:** Correct the disk address in error.

**119R Select trace table size in the range of 4K through 16384K**

**Explanation:** The entry for the trace table size is invalid.

**System Action:** None.

**User Response:** Correct the trace table size.

**120I '*userid*' is a valid Authorized VM userid**

**Explanation:** The userid named in the message is a valid userid and is also an entry in the Authorized VM userids list.

**System Action:** None.

**User Response:** None.

**121I '*userid*' is a valid userid**

**Explanation:** The userid entered as the recovery machine or the userid entered to receive dumps is a valid userid.

**System Action:** None.

**User Response:** None.

# CSI

## 122E 'userid' is not a valid userid

**Explanation:** The userid must be valid in order to receive dumps of common storage or be designated as the recovery machine.

**System Action:** None.

**User Response:** Correct the userid(s) in error.

## 123I No userid has been specified to receive dumps

**Explanation:** Since no dumpid has been specified, the dumps of storage will default to the virtual machine operator.

**System Action:** None.

**User Response:** None.

## 124E No userid has been specified as the recovery machine

**Explanation:** You must identify a userid as the recovery machine.

**System Action:** None.

**User Response:** Designate the recovery machine userid.

## 125I The number of saved segment names processed is *nnnnn*

**Explanation:** 'nnnnn' is the total number of saved segment links that the system will attempt to link when this GCS group is IPLed. The saved segment lines are defined in the group configuration file.

**System Action:** None.

**User Response:** None.

## 126E No saved segment names have been specified

**Explanation:** No saved segments have been identified for automatic linkage when this GCS group is IPLed.

**System Action:** None.

**User Response:** None.

## 127E The number of invalid saved segment names on this page is *nn*

**Explanation:** At least one saved segment name entered on the screen is not defined in the system.

**System Action:** None.

**User Response:** Correct the saved segment name(s) that are in error.

## 129T No virtual console attached. Re-IPL *sysname*.

**Explanation:** You have DETACHED your virtual console.

**System Action:** The CP command 'SYSTEM RESET' is issued which causes a disabled wait PSW to be loaded.

**User Response:** Define a virtual console with the CP DEFINE command, and re-IPL the named system.

## 130T Virtual console not ready. Re-IPL *sysname*.

**Explanation:** You have NOTREADYed your virtual console.

**System Action:** The CP command 'SYSTEM RESET' is issued which causes a disabled wait PSW to be loaded.

**User Response:** Ready your virtual console with the CP READY command, and re-IPL the named system.

**131T**      **ECMODE must be set ON to IPL**  
*sysname.*

**Explanation:** You must have ECMODE ON to IPL this system.

**System Action:** The CP command "SYSTEM RESET" is issued which causes a disabled wait PSW to be loaded.

**User Response:** Set ECMODE ON using the CP SET command, and re-IPL the named system.

**132S**      **Segment 'segname' does not exist**

**Explanation:** The segment named in the message has not been defined in the CP module DMKSNT.

**System Action:** The segment is not linked to the virtual machine. The system continues processing.

**User Response:** Contact the system programmer, who will generate the segment.

**133S**      **Paging I/O error for segment**  
*'segname'*

**Explanation:** CP has encountered a PAGING I/O error while attempting to read the segment name from a direct access storage device containing the segment.

**System Action:** The segment is not linked to the virtual machine. The system continues processing.

**User Response:** If the problem persists after you re-IPL the virtual machine, notify system support personnel.

**134I**      ***sysname* has *nnnnnnnn* bytes of**  
**available common free storage**

**Explanation:** This is a normal message upon IPL of the GCS system load deck from the reader. The message specifies how much free common storage is available for GETMAIN requests.

**System Action:** The system continues processing. If there is not enough free common storage available for GETMAIN requests, problems may occur after the system is saved and subsequently IPLed.

**User Response:** Check the system build documentation to make sure that you have the available free common storage that you need for this system.

**135T**      **Group allocation exceeded for**  
**system '*sysname*'**

**Explanation:** The maximum number of virtual machines that can join the group associated with the named system has been exceeded.

**System Action:** The CP command "SYSTEM RESET" is issued which causes a disabled wait PSW to be loaded.

**User Response:** Contact the system programmer. The maximum number of virtual machines that can join the group is specified when the named system is built.

**136T**      **Recovery machine 'userid' is not**  
**IPLed. System '*sysname*' cannot**  
**be initialized.**

**Explanation:** The recovery virtual machine for this group has not been IPLed, or the GCS system has been regenerated.

**System Action:** The CP command "SYSTEM RESET" is issued, which

causes a disabled wait PSW to be loaded.

**User Response:** Contact the system programmer. The recovery machine for the group must IPL the named system before other members of the group can IPL it. If the system has been regenerated, all the machines in the virtual machine group must re-IPL the GCS saved system.

**138T**      *nnnnnnnn* bytes needed for requested number of users exceeds available common free storage of *mmmmmmmm* bytes

**Explanation:** A control block in the common storage is allocated for each user that may join the group. This message is displayed if the size (displayed as 'nnnnnnnn' bytes) of the control blocks allocated for all users exceeds available free common storage (displayed as 'mmmmmmmm' bytes).

**System Action:** The CP command "SYSTEM RESET" is issued which causes a disabled wait PSW to be loaded.

**User Response:** Make sure that you specified the right number of users that may join the group. If this number is correct, you must increase the size of available free common storage.

**139T**      *nnnnnnnn* bytes needed for requested trace table size exceeds available common free storage of *mmmmmmmm* bytes

**Explanation:** The trace table is allocated in free common storage. This message is displayed if the size of the trace table (displayed as 'nnnnnnnn' bytes) exceeds available free common storage (displayed as 'mmmmmmmm' bytes).

**System Action:** The CP command "SYSTEM RESET" is issued which

causes a disabled wait PSW to be loaded.

**User Response:** Make sure that you specified the right trace table size. If the trace table size is correct you must increase the size of available free common storage.

**140T**      *sysname* supervisor has terminated because of an unrecoverable error. Virtual machine has been reset.

**Explanation:** The supervisor has encountered an error for which no error recovery was possible.

**System Action:** The named system uses CP messages to display this message on both the user's and the system operator's consoles. The virtual machine is dumped. The CP command 'SYSTEM RESET' is issued for this virtual machine, which causes a disabled wait PSW to be loaded.

**User Response:** Re-IPL the named system. If the failure persists on subsequent IPLs, notify the system programmer.

**141S**      Recovery machine 'userid' for *sysname* has abnormally terminated

**Explanation:** The virtual machine that was designated as the recovery machine has somehow been reset.

**System Action:** The supervisor of the named system uses CP messages to display this message on both the user's and the system operator's console. The supervisor will terminate, issuing message 140T, and the virtual machine will be dumped.

**User Response:** Have system support personnel re-IPL the recovery machine, then re-IPL your virtual machine.

**142T**      **Storage needed for Storage Management exceeds available common free storage. Define more common storage.**

**Explanation:** Storage management could not find enough common storage for its control blocks.

**System Action:** The CP command "SYSTEM RESET" is issued which causes a disabled wait PSW to be loaded.

**User Response:** Increase the size of common storage.

**143T**      **Storage needed for Storage Management exceeds available private free storage. Define more private storage.**

**Explanation:** Storage management could not find enough private storage for its control blocks.

**System Action:** The CP command "SYSTEM RESET" is issued which causes a disabled wait PSW to be loaded.

**User Response:** Increase the size of private storage.

**200S**      **Console cannot be initialized - re-IPL *sysname***

**Explanation:** The console cannot be opened for the named system due to an I/O error.

**System Action:** All virtual machines that have IPLed the named system will be reset.

**User Response:** Re-IPL the system.

**201S**      **Permanent console error - re-IPL *sysname***

**Explanation:** A permanent console error occurred while attempting to do I/O to the console.

**System Action:** All virtual machines that have IPLed the named system will be reset.

**User Response:** Re-IPL the system.

**202I**      **GCS**

**Explanation:** GCS is the active operating system in your virtual machine.

**System Action:** None.

**User Response:** None is necessary.

**203I**      **Ready (*nnnnn*);**

**Explanation:** The system has completed the command that was entered, but the command may not have been completed successfully. A return code from the command appears in the 'nnnnn' portion of the message. Error or information messages with additional information about the problem may have preceded this message. The system is ready for further input.

**System Action:** None.

**User Response:** Check the return code for the command in the *VM/SP Group Control System Command and Macro Reference* or in the *VM/SP CP Command Reference*. Reissue the command if necessary.



**204S Recovery task abended**

**Explanation:** An unrecoverable error occurred in the recovery task.

**System Action:** All virtual machines for the entire group are terminated.

**User Response:** Re-IPL the system.

**205E Unknown CP/GCS command**

**Explanation:** A command was transmitted to GCS or to CP but was not recognized.

**System Action:** No action is taken; system status is not changed.

**User Response:** Correct and reissue the command.

**206E Reply not accepted, ID not specified**

**Explanation:** A REPLY command was entered without an identification number.

**System Action:** The REPLY command is ignored.

**User Response:** Reissue the REPLY command with a correct ID number specified.

**207E Reply not accepted, ID number not 00 to 99**

**Explanation:** A REPLY command was entered specifying an id not in the range of 00 - 99.

**System Action:** The REPLY command is ignored.

**User Response:** Correct and reissue the command.

**208I Reply xx not outstanding**

**Explanation:** A REPLY command was entered, but there is no outstanding reply request with the identification xx. Either the message request has already been answered, the message reply identification xx is incorrect, or a reply was not being requested.

**System Action:** The REPLY xx command is ignored.

**User Response:** If the reply identification was incorrect, correct and reissue the command.

**209E Reply xx not accepted, reply too long for requestor**

**Explanation:** A REPLY command was entered and the reply text was too long for the user's buffer. A REPLY text can not be more than 119 characters long.

**System Action:** The REPLY command is ignored.

**User Response:** Correct and reissue the REPLY command.

**210E Reply not accepted, invalid ECB address**

**Explanation:** The WTOR to which the REPLY command is responding contains an invalid (inaccessible) ECB address in the parameter list.

**System Action:** The WTOR issuer is abended. The abend code is E23; the reason code is 1300.

**User Response:** Make sure that parameter list addresses are within the range of your storage. (Please also see the entry for abend E23 in Figure 11 on page 71)

**211E Reply not accepted, invalid reply buffer address**

**Explanation:** The WTOR to which the REPLY command is responding contains an invalid (inaccessible) reply buffer address in the parameter list.

**System Action:** The WTOR issuer is abended. The abend code is D23; the reason code is 1300.

**User Response:** Make sure that parameter list addresses are within the range of your storage. (Please also see the entry for abend D23 in Figure 11 on page 71)

**212E Member cannot be loaded, command not defined, RC = nn**

**Explanation:** A LOADCMD command was entered, but an error occurred and one of the following return codes was set:

Code	Meaning
1	A LOADCMD already exists for the requested name.
4	Module is marked "not executable." The module is not loaded; the command is not defined. To determine why the "not executable" flag was set, examine the information provided by the linkage editor at the time the module was created. The module is not suitable to be used as a command module.
10	Module is an overlay structure. The module is not loaded; the command is not defined. If this program is to be used as a command module, it must be restructured so that it does not require overlays.

12	Module is marked "only loadable." The module is not loaded; the command is not defined. This module is not suitable to be used as a command module.
14	The command name specified is a GCS immediate command or an abbreviation for one. A nucleus extension will not be created.
24	Too many or extraneous operands were specified.
28	The specified member cannot be found.
32	No member name was specified.
36	A permanent I/O error was detected when the system attempted to search the directory.
40	Insufficient virtual storage was available for reading directory entry for this module.
41	There was not enough free storage to build nucleus control blocks representing the command.

**System Action:** Execution of the command is terminated. The command name is not defined to the system.

**User Response:** Check return code reason. If user error, correct the problem if possible and reissue the LOADCMD command.

**213I Reply xx cancelled**

**Explanation:** The program that issued a WTOR request with the reply identifier 'xx' has abnormally terminated. The reply that the program asked for is therefore no longer needed.

**System Action:** Processing continues.

**User Response:** None.

**214I      No replies outstanding**

**Explanation:** A QUERY REPLY command was entered, and there are no outstanding reply requests.

**System Action:** Processing continues.

**User Response:** None.

**215I      The following replies are outstanding:**

**Explanation:** A QUERY REPLY command was entered causing REPLY id numbers and texts to be listed.

**System Action:** Processing continues.

**User Response:** The REPLY command may be entered with a REPLY id and text in response to one of the outstanding replies.

**216I      GROUP ID = *sysname*, Users:  
Current = *nnnnn*, Maximum =  
          *mmmmm***

**Explanation:** A QUERY GROUP command was entered causing the system to provide the following information:

*sysname* - the supervisor name of the group you are running under.

*nnnnn* - the current number of users in the group.

*mmmmm* - the maximum number of users allowed for that group.

**System Action:** Processing continues.

**User Response:** None.

**217E      The common lock is free**

**Explanation:** The QUERY LOCK command was entered, and the common lock is not held by any machine.

**System Action:** Processing continues.

**User Response:** None.

**218I      The common lock is held by *userid***

**Explanation:** The QUERY LOCK command was entered, and the common lock is held by the *userid* named in the message.

**System Action:** Processing continues.

**User Response:** None.

**219E      Parm field contains more than 100 characters**

**Explanation:** The OSRUN command was issued with a parameter field of more than 100 characters. Parameters passed with the OSRUN command may not be more than 100 characters in length.

**System Action:** RC=24.  
No action is taken on the command, and system status is not changed.

**User Response:** Reduce the parameter field to a maximum of 100 characters and reissue the OSRUN command.

**220E      Unable to open file '*fn*'**

**Explanation:** The system was unable to OPEN the file identified in the message.

**System Action:** If the message prefix is 'CSIGLB,' the system could not find the LOADLIB specified in the GLOBAL command. Previously specified LOADLIBs are nullified. A return code of 28 is issued.

If the prefix is 'CSILOS,' the task that issued the OPEN ends abnormally with an abend code of 806 and a reason code of 8. The abnormal end occurs because the BLDL macro issued by the CSILOS module was unable to read the file directory.

**User Response:** Re-IPL GCS, make sure the file 'filename LOADLIB' exists, and try the operation again. If the failure persists, contact your system programmer.

**221S More than *nnn* libraries specified.**

**Explanation:** No more than 63 load libraries may be specified with a GLOBAL command.

**System Action:** RC = 88.  
Execution of the command is terminated, and any previous library list is cleared.

**User Response:** Combine some libraries to reduce the number of libraries required for this terminal session.

**222E File '*fn ft fm*' contains invalid record formats**

**Explanation:** The load library file named in the message did not have 'LIBPDS' as the first six characters in its header record. GCS can support only LIBPDS-format load libraries.

**System Action:** RC = 32.  
The load library named in the message is not GLOBALed, and the system continues on to process the next LOADLIB in the GLOBAL command, if any more LOADLIBS have been specified.

**User Response:** Check the format of the LOADLIB named in the message, and convert it to LIBPDS format if possible.

**223S Error '*nn*' reading file '*fileid*' from disk**

**Explanation:** An I/O error occurred while READING from a disk.

**System Action:** If the message prefix is 'CSIGLB,' then the failure occurred while processing a GLOBAL command. Previously specified load libraries are nullified, and the command issues a return code of 100.

If the message prefix is 'CSILOS,' the task currently in control ends abnormally, with abend code 806 and reason code 8.

**User Response:** Contact your system programmer.

**224E Member '*membername*' not found in library**

**Explanation:** The member name specified in the OSRUN command just issued could not be found due to one of the following:

- None of the load libraries identified in the GLOBAL command contained this member name; or,
- No load libraries were specified in the GLOBAL command; or,
- No GLOBAL command was issued.

**System Action:** The OSRUN command fails, and the task abends with abend code 806 and reason code 4.

**User Response:** Check the GLOBAL command to make sure that the needed libraries have been GLOBALed. Reissue the GLOBAL command if necessary and then reissue the OSRUN command.

**225I HX Complete**

**Explanation:** The HX command has completed processing.

**System Action:** All active programs and commands in the virtual machine have been terminated. All commands not yet executed have been purged.

**User Response:** Enter new commands for execution.

**226E Application 'name' failed - System abend xxx-yyyy**

**Explanation:** The application program named in the message, or a subtask of the program, failed with the specified abend code ('xxx') and reason code ('yyyy'). The reason code is significant only for FCA and FCB abend codes; it will appear as zeroes for all other abend codes.

**System Action:** The program or subtask has been terminated. A dump may have been taken.

**User Response:** Refer to Figure 11 on page 71 for explanations of the abend and reason codes.

**227E Application 'name' failed - User abend xxx-yyyy**

**Explanation:** The application program named in the message, or a subtask of the program or command, failed with the specified abend code ('xxx') and reason code ('yyyy'). The reason code is significant only for FCA and FCB abend codes; it will appear as zeroes for all other abend codes.

**System Action:** The program or subtask has been terminated. A dump may have been taken.

**User Response:** Refer to Figure 11 on page 71 for explanations of the abend and reason codes.

**228E Subtask of 'name' failed - System abend xxx-yyyy**

**Explanation:** A subtask of the program or command failed with the specified abend code ('xxx') and reason code ('yyyy'). The reason code is significant only for FCA and FCB abend codes; it will appear as zeroes for all other abend codes.

**System Action:** The subtask has been terminated. A dump may have been taken.

**User Response:** Refer to Figure 11 on page 71 for explanations of the abend and reason codes.

**229E Subtask of 'name' failed - User abend xxx-yyyy**

**Explanation:** A subtask of the program or command failed with the specified abend code ('xxx') and reason code ('yyyy'). The reason code is significant only for FCA and FCB abend codes; it will appear as zeroes for all other abend codes.

**System Action:** The subtask has been terminated. A dump may have been taken.

**User Response:** Refer to Figure 11 on page 71 for explanations of the abend and reason codes.

**230E Command 'command' failed - System abend xxx-yyyy**

**Explanation:** The command named in the message failed with the specified abend code ('xxx') and reason code ('yyyy'). The reason code is significant only for FCA and FCB abend codes; it will appear as zeroes for all other abend codes.

**System Action:** The command has been terminated. A dump may have been taken.

**User Response:** Refer to Figure 11 on page 71 for explanations of the abend and reason codes.

**231E Command 'command' failed - User abend xxx-yyyy**

**Explanation:** The command named in the message failed with the specified abend code ('xxx') and reason code ('yyyy'). The reason code is significant only for FCA and FCB abend codes; it will appear as zeroes for all other abend codes.

**System Action:** The command has been terminated. A dump may have been taken.

**User Response:** Refer to Figure 11 on page 71 for explanations of the abend and reason codes.

**232E Abend xxx-yyyy occurred during abend ESTAE processing**

**Explanation:** An ESTAE exit routine failed, causing an abend.

**System Action:** The failing exit is bypassed, and any other exits are given control. No dump is taken.

**User Response:** The condition of your virtual machine may cause further failures; contact your system programmer.

**233E Abend xxx-yyyy occurred during abend TASKEXIT processing**

**Explanation:** A TASKEXIT exit failed, causing an abend.

**System Action:** The failing exit is bypassed, and any other exits are given control. No dump is taken for any of these failures.

**User Response:** The condition of your virtual machine may cause further failures; contact your system programmer.

**234E Abend xxx-yyyy occurred during abend Resource Manager processing**

**Explanation:** The failure occurred while attempting to release a task resource, such as GETMAINed storage or an open data set.

**System Action:**

1. If the failure occurred during Resource Manager processing for a subtask of the failing task, termination will continue for the failing task.
2. If the failure occurred during Resource Manager processing for the failing task, or occurred during ABEND processing itself, the task is set as nondispatchable, and termination of that task is halted.

No dump is taken for either of these failures.

**User Response:** The condition of your virtual machine may cause further failures; contact your system programmer.

**235E Abend xxx-yyyy occurred during abend internal processing**

**Explanation:** The ABEND itself failed.

**System Action:** No dump is taken.

**User Response:** The condition of your virtual machine may cause further failures; contact your system programmer.

# CSI

## 236E Ending apostrophe is missing

**Explanation:** You did not include a closing apostrophe in the parameter you passed in an OSRUN command.

**System Action:** The OSRUN command terminates; system status remains unchanged.

**User Response:** You can (1) reissue the command, adding a closing apostrophe to the parameter field, or (2) reissue the command, omitting the apostrophes, provided that there are no spaces or special characters in the parameter you wish to pass.

## 237E Command ended without detaching subtasks

**Explanation:** A command or program ended normally but without DETACHing those subtasks it created that were not ATTACHed with JSTCB = YES specified.

**System Action:** The remaining subtasks are DETACHed.

**User Response:** The program should be modified to DETACH all subtasks before ending.

## 238I Ready;

**Explanation:** The system has performed the action requested by the user, or by an error message or information message appearing before this ready message.

**System Action:** None.

**User Response:** None is necessary.

## 239I No entry points are currently loaded in this virtual machine

**Explanation:** The system has attempted to find all entry points loaded by the system and could not find any.

**System Action:** None.

**User Response:** None is necessary.

## 240I No entry points were loaded by the LOADCMD command

**Explanation:** The system has attempted to find all entry points loaded by the LOADCMD command and could not find any.

**System Action:** None.

**User Response:** None is necessary.

## 243S Parameter list delimiter missing

**Explanation:** Tokenized plist is either missing delimiter double word "FF" at the end or is too long (longer than 1K bytes).

**System Action:** No action is taken on the command. The system status is not changed.

**User Response:** The user program needs to have the delimiter of double word "FF" at the end of the plist passed to the command processing module.

## 300S Control Program error indication 'nnn'

**Explanation:** An unexpected error occurred while the Control Program was processing a request from GCS to find or load a saved system. Return code 177 is returned by CP.

**System Action:** The task which was in control at the time of the error ends abnormally with an abend code of 036.

**User Response:** Contact the installation system programmer for assistance.

**301E Invalid device 'devname'**

**Explanation:** The device specified is invalid.

**System Action:** RC = 24.  
No action is taken on the command, and system status is not changed.

**User Response:** Reissue the command, specifying a valid device name.

**302E Parameter missing after DDNAME**

**Explanation:** A parameter that is required by the command was not specified. For the FILEDEF command, a device name or DUMMY or CLEAR must be specified after the ddname. For the DLBL command, a disk mode or CLEAR must be specified after the ddname.

**System Action:** RC = 24.  
No action is taken on the command, and system status is not changed.

**User Response:** Correct and reissue the command.

**303I No user defined {FILEDEF|DLBL}s in effect**

**Explanation:** A list of all FILEDEFs or DLBLs in effect was requested, and no FILEDEFs or DLBLs have been defined.

**System Action:** No further action occurs; the command is terminated.

**User Response:** None.

**304I Invalid CLEAR request**

**Explanation:** A CLEAR request was entered for a file definition that does not exist. No action was taken on the command.

**System Action:** None.

**User Response:** Correct the file definition specified in the CLEAR request.

**305I DDNAME 'ddname' not found. CLEAR not executed.**

**Explanation:** A DLBL CLEAR command was entered but the ddname specified in the message was not found.

**System Action:** No action is taken on the command.

**User Response:** Reissue the command with the correct 'ddname' if 'ddname' was entered incorrectly.

**306S Input error 'nnn' on 'ddname'**

**Explanation:** If the prefix on the message is 'CSISCT,' GCS issued this message because an input error was encountered (1) by an OS CLOSE macro, or (2) by an OS CHECK or GET macro when a SYNADAF (error analysis) routine had not been specified by the user. The error code in the message identifies the specific error. For further information, look up the error code in the table in the 'User Response' section below.

If the message prefix is 'CSISER,' this message was built by the simulation routine for the SYNADAF (error analysis) macro; it was issued by a user SYNAD routine. The error code in the message identifies the specific error. For further information, look up the error code in the table in the 'User Response' section below.



If the prefix is 'CSIXCP,' then an unrecoverable error occurred while reading from the disk named in the message. The error code may be one of the following:

Code	Meaning
2	A unit exception occurred.
3	A record with an incorrect length was detected.
13	A permanent I/O error occurred; the disk is full.

**System Action:** If the message prefix is 'CSISCT' or 'CSISER,' the current task ends abnormally with an abend code of 001. If the prefix is 'CSIXCP,' the task ends abnormally with an abend code of 038.

**User Response:** Look up the error code in the table below (for 'CSISCT' and 'CSISER' messages only) to find the correct message and possible cause of the error.

**ALL DEVICES**

Code	Meaning
254	BSAM was called with an unposted ECB specified.

**DISK INPUT**

Code	Meaning
1	The file was not found.
2	The virtual storage area was not within the limits of the virtual machine.
3	A permanent disk error occurred. This may occur if you link to and access another user's disk and try to read a file that was altered by its owner after you issued the ACCESS command. Reissue the ACCESS command and try to read the file again.
5	The number of items was zero.

7	The fixed/variable flag in FST entry was not F or V.
8	The given storage area was smaller than the actual size of the item read. (This is a recoverable error: the number of bytes read corresponds to the size of the buffer.)
11	The number of items is greater than 1 for a variable-length file.
12	An unexpected end of file occurred (the item number specified exceeds the number of items in the file).
13	A variable-length file has an invalid displacement in the active file table.
25	Insufficient virtual storage is available.
26	Requested item number is negative, or item number plus number of items exceeds file system capacity.

*Note:* All errors except 8 (above) cause execution of the command to terminate. Error 8 is valid if reading the first portion of a large record into a small buffer.

**CARD READER**

Code	Meaning
2	Intervention required. The virtual reader is in a NOTREADY condition or is SPOOLED with the NOEOF option.
3	I/O operation was unsuccessful. Accompanied by message 029S or 030S.
5	The number of bytes read was less than the number of bytes requested.

8	The given storage area was smaller than the actual size of the item read. (This is a recoverable error; the number of bytes corresponding to the size of the buffer have been read.)
12	End of file.
100	No virtual reader defined at address X'00C'. Accompanied by message 28.
108	Device is not open.
112	Device is busy.

*Note:* All errors except 8 (above) cause execution of the command to terminate. Error 8 is valid if reading the first portion of a large record into a small buffer.

### 307S Output error 'nnn' on 'ddname'

**Explanation:** If the prefix on the message number is 'CSISCT,' GCS issued this message because an OUTPUT error was encountered (1) by an OS CLOSE macro, or (2) by an OS CHECK or PUT macro when a SYNADAF (error analysis) routine had not been specified by the user. The error code in the message identifies the specific error. For further information, look up the error code in the table in the 'User Response' section below.

If the message prefix is 'CSISER,' this message was built by the simulation routine for the SYNADAF (error analysis) macro; it was issued by a user SYNAD routine. The error code in the message identifies the specific error. For further information, look up the error code in the table in the 'User Response' section below.

If the prefix is 'CSIXCP,' then an unrecoverable error occurred while writing to the disk named in the message. The error code may be one of the following:

Code	Meaning
2	A unit exception occurred.
3	A record with an incorrect length was detected.
13	A permanent I/O error occurred.

**System Action:** The current task is terminated abnormally with an abend code of 001 if the message is from module CSISCT or CSISER. The current task is terminated abnormally with an abend code of 038 if the message is from module CSIXCP.

**User Response:** Look up the error code in the table below (for 'CSISCT' and 'CSISER' messages only) to find the correct message and possible cause of the error.

### ALL DEVICES

Code	Meaning
254	BSAM was called with an unposted ECB specified.

### DISK OUTPUT

Code	Meaning
2	The virtual storage address is zero.
4	The first character mode was invalid.
5	The second character mode was invalid.
7	An attempt was made to skip over an unwritten variable-length item.
8	The number of bytes was not specified.
11	The fixed/variable flag was not F or V.
12	The disk is either not accessed or it a read-only disk.
13	The disk is full.
14	The number of bytes to be written is not integrally divisible by the number of records to be written.
15	The length of this item is not the same as the previous item.

- 16 The fixed/variable flag is not the same as that of the previous record.
- 17 A variable-length item is greater than 65,535 bytes.
- 18 The number of items is greater than 1 for a variable-length file.
- 20 An invalid character was detected in the filename.
- 21 An invalid character was detected in the filetype.
- 22 Virtual storage capacity has been exceeded.
- 25 Insufficient virtual storage is available.
- 26 Requested item number is negative, or item number plus number of items exceeds file system capacity.

- 100 No virtual punch defined at address X'00D'. Accompanied by message 028S.
- 108 Device is not open.
- 112 Device is busy.

**308E OPEN error 'nn' on 'ddname'**

**Explanation:** An error occurred during an OS OPEN.

**System Action:** The task ends abnormally with an abend code of 013. The DCBFLGS OPEN bit is not turned on and the DCB is not initialized.

**User Response:** Using the error code table below and the ddname displayed in the message, check the associated FILEDEF command and DCB macro for invalid or missing DCB options.

**PRINTER**

Code	Meaning
1	The buffer size is too large.
2	Channel 12 was sensed (virtual 3211-type printers only).
3	Channel 9 was sensed (virtual 3211-type printers only).
4	Intervention required. The device is in a NOTREADY condition. Accompanied by message 346S.
5	I/O operation was unsuccessful. Accompanied by message 029S or 030S.
100	No virtual printer defined at address X'00E'. Accompanied by message 028S.

Code	Meaning
1	Invalid DSORG specified. Only PS is supported.
2	A default FILEDEF for the 'ddname' displayed in the message was issued. The default FILEDEF failed.
3	RECFM does not agree with the format of the existing file. One RECFM is F and the other is V.
4	No LRECL OR BLKSIZE value was specified in the DCB or FCB, and the file does not exist.
5	(1) The DCB BLKSIZE is not a correct multiple of the DCB LRECL, or (2) the DCB specifies writing blocked output, but only unblocked records are permitted on the I/O device (i.e. reader).

**CARD PUNCH**

Code	Meaning
2	Intervention required. The virtual punch is in a NOTREADY condition. Accompanied by message 346S.
3	I/O operation was unsuccessful. Accompanied by message 029S or 030S.

- 6 (1) RECFM is fixed and LRECL does not agree with the record length of the existing file, or  
(2) RECFM is variable length and LRECL is not 4 bytes greater than the record length of the existing file, or  
(3) BLKSIZE is not a multiple of LRECL.
- 11 I/O option 'UPDATE' is invalid for a file found on a read-only extension. Output file with DISP = MOD means update, so it may not exist on a read-only extension.
- 13 There is insufficient storage available to process the OPEN macro instruction.
- 15 The OPEN macro instruction was issued for a file allocated to a virtual unit record device that has not been defined. Either define the device, or allocate the file to a different device.
- 16 The OPEN macro instruction was issued for a file allocated to a virtual unit record device that already has an open file on it. Make sure that the first file is closed before the second is opened, or allocate the file to a different device.
- 17 Invalid OPEN option specified. Valid options: INPUT, OUTPUT, and UPDAT. DISP is ignored.
- 18 An invalid device was specified. I/O is supported for disk, dummy, printer, punch, and reader.
- 19 INPUT or UPDAT option was specified, but the DCB did not specify a MACRF of GET or READ.
- 20 OUTPUT option was specified, but the DCB did not specify a MACRF of PUT or WRITE.
- 21 (1) The LRECL value was greater than the maximum allowed, which is 32,760 bytes for fixed-length logical records, or 32,752 bytes + 4 bytes for the record descriptor word (RDW) for variable-length records, or  
(2) LRECL = X was specified.
- 22 (1) The BLKSIZE value was greater than the maximum allowed (32,760 bytes for fixed-length logical records; 32,752 bytes + 4 bytes for the block descriptor word (BDW) for variable-length records), or  
(2) The BLKSIZE value was less than the minimum value for variable-length logical records (8 bytes).
- 80 Only CMS formatted disk I/O is supported. OS or DOS formatted disk I/O is not supported.
- 308W OPEN error 'nn' on 'ddname'**
- Explanation:** An error occurred during an OS OPEN.
- System Action:** The DCBFLGS OPEN bit is not turned on and the DCB is not initialized.
- User Response:** Using the error code table below and the ddname displayed in the message, check the associated FILEDEF command and DCB macro for invalid or missing DCB options.
- | Code | Meaning   |
|------|---|
| 23   | The INPUT option was specified, but the associated file does not exist. |

**309E** CLOSE error 'nn' on 'ddname'

**Explanation:** An error occurred during an OS CLOSE.

**System Action:** The task ends abnormally with an abend code of 014.

**User Response:** Check the error code and ddname displayed in the message with the table below, and make the appropriate changes.

Code	Meaning
1	The unit record device that the file was allocated to was not opened.
3	There is insufficient storage available to process the CLOSE macro instruction.
4	An invalid device was specified. I/O is supported for disk, dummy, printer, punch, and reader.

**310R** Enter data set name:

**Explanation:** A DLBL command was entered with the ? or DSN ? operand. The command requires that a VSAM data set name be entered.

**System Action:** The command waits for a response.

**User Response:** Use the REPLY command to supply the requested information.

**311E** Invalid data set name

**Explanation:** An invalid VSAM data set name was specified in the DLBL command line.

**System Action:** RC = 24.  
No action is taken on the command and system status is not changed.

**User Response:** Reissue the DLBL command with a valid data set name.

**312R** Enter volume specifications:

**Explanation:** The system expects you to enter VSAM data set volume specifications because you specified the MULT option of the DLBL command.

**System Action:** Execution of the command is delayed until you respond to the specification request. If a null line is the first response, an error message (CSIDL B021E) is displayed and the DLBL command has no effect. Otherwise, a null response after one or more lines of data signifies the end of the specifications.

**User Response:** Enter data set volume specifications using the REPLY command. The data may be entered on one line separated by commas, or may be entered on separate lines. The final comma at the end of the line is optional and may be omitted. The data entered is the filemode for each disk. Do not repeat the filemode specified in the command line.

**313E** Invalid ddname 'ddname'

**Explanation:** The ddname specified in the DLBL command is invalid.

**System Action:** RC = 24.  
No action is taken on the command, and system status is not changed.

**User Response:** Reissue the DLBL command with a valid ddname. The ddname may not be more than 7 characters long.

**314I Maximum number of disk entries recorded**

**Explanation:** The DLBL command just entered specified the maximum number of disks allowed for a multivolume VSAM data set.

**System Action:** Execution of the command is terminated; the data set definition is stored.

**User Response:** None.

**315E Catalog DDNAME 'ddname' not found**

**Explanation:** The user catalog 'ddname' referenced by the CAT option has not been defined by a previous DLBL command.

**System Action:** Execution of the command is terminated. The definition does not take effect.

**User Response:** Either:

1. Reissue the command specifying the CAT option with a previously defined ddname; or
2. Issue a DLBL command for the user catalog ddname and then reissue the DLBL command for the data set you have defined.

**316E mode disk is in CMS format; Invalid for VSAM dataset.**

**Explanation:** The DLBL command that was issued included the DSN operand, indicating that the dataset is in VSAM format. But the disk identified in the DLBL command is in CMS format. Note that references to the disk in the DLBL command include not only the disk mode in the command line but also the mode in the MULT specifications.

**System Action:** The command or program is terminated with no change

to the DLBL definitions in effect. If the message prefix was 'CSIVIP', the task is terminated with an abend code of 37.

**User Response:** Reissue the ACCESS and DLBL commands using a disk formatted for use with VSAM data sets.

**317I Job catalog DLBL cleared**

**Explanation:** The DLBL for the job catalog has been cleared and is no longer active.

**System Action:** If the job catalog is cleared, all other definitions flagged as using the job catalog are no longer flagged as such. This message can be the result of a DLBL \* CLEAR or DLBL IJSYSUC CLEAR.

**User Response:** None.

**318I Master catalog DLBL cleared**

**Explanation:** The DLBL for the master catalog has been cleared and is no longer active.

**System Action:** The message can be the result of a DLBL \* CLEAR or DLBL IJSYSCT CLEAR.

**User Response:** None.

**319S Unexpected error code nn on vdev**

**Explanation:** An error occurred during EXCP processing for a VSAM data set. The error code indicates the type of error that occurred.

**System Action:** Execution of the current task is terminated with an abend code of 039.

**User Response:** Check the error code displayed in the message with the table below, and make the appropriate changes.

Code	Meaning	322E	New system name missing after <i>name</i>
5	No Active Disk Table (ADT) was found.		
8	The disk is in neither OS nor DOS format.		
<b>320E</b>	<b>Error during FILEDEF CLEAR processing, DCB(s) not closed.</b>		
	<b>Explanation:</b> A "FILEDEF 'DD' CLEAR" or "FILEDEF * CLEAR" was issued before the corresponding DCB(s) was closed.		<b>Explanation:</b> SET SYSNAME was issued for GCSBAM or GCSVSAM but no new system name was specified.
	<b>System Action:</b> RC = 40. For "FILEDEF 'DD' CLEAR" the command terminates and the system status is not changed. If the "FILEDEF * CLEAR" was issued, then all non-permanent FILEDEF entries with closed DCB's will be cleared.		<b>System Action:</b> RC = 24. No action is taken on the command, and system status is not changed.
	<b>User Response:</b> Issue a QUERY FILEDEF command to display all FILEDEFs in effect. Close the associated DCB(s) and reissue the command.		<b>User Response:</b> Reissue the command specifying a new system name.
		<b>323E</b>	<b>Parameter missing after SYSNAME</b>
			<b>Explanation:</b> SET SYSNAME was issued without any other parameters.
			<b>System Action:</b> RC = 24. No action is taken on the command, and system status is not changed.
			<b>User Response:</b> Reissue the command specifying all required parameters.
<b>321E</b>	<b>Saved system name 'sysname' invalid. Only GCSVSAM or GCSBAM allowed.</b>	<b>324S</b>	<b>VM Size (<i>size</i>) cannot exceed <i>sysname</i> start address (<i>vstor</i>)</b>
	<b>Explanation:</b> An attempt was made, using the SET command, to change a SYSNAME that is not supported by GCS. The BAM (GCSBAM) and VSAM (GCSVSAM) saved systems are the only saved systems that can be manipulated via the SET command.		<b>Explanation:</b> The user's virtual machine storage size as currently defined is such that the named system (when loaded) would overlay part of the user's virtual storage. This could have occurred in either of the following ways: (1) The named system was saved below the user's current virtual machine size, or (2) The named system was saved at an appropriate address, but the user's current virtual machine storage size is so large that it would be partially overlaid by the named system.
	<b>System Action:</b> RC = 24. No action is taken on the command, and system status is not changed.		<b>System Action:</b> The task which was in control at the time of the error ends abnormally with abend code of 036.
	<b>User Response:</b> Reissue the command using GCSBAM or GCSVSAM as the SYSNAME.		<b>User Response:</b> Either:

1. Contact the system programmer, who must create a new copy of the named VSAM or BAM saved system at an address that is high enough not to conflict with any virtual machine size being used with VSAM processing; or
2. Enter CP mode and define a smaller virtual machine storage size for this VSAM user so his virtual storage is not overlaid by the named system, and then re-IPL GCS and re-execute the program.

**325E**      **Number of VSAM exit routines has exceeded maximum of 128. Unable to continue.**

**Explanation:** The number of exit routines for VSAM data sets (both active and inactive) has exceeded the maximum of 128 allowed for this virtual machine.

**System Action:** The active task is terminated with an abend code of 03A.

**User Response:** Reduce the number of exit routines for VSAM data sets and re-execute the program.

**326E**      **OPEN error on 'ddname': Possible volume error. See VSE/VSAM documentation for OPEN error code code.**

**Explanation:** The call to VSE/VSAM results in an error code indicating that a problem could exist with the volume on which the file resides.

**System Action:** The current task ends abnormally with an abend code of 035.

**User Response:** Consult the VSE/VSAM documentation, correct the error, and re-execute the program.

**327E**      **OPEN error on 'ddname': Possible user programming error. See VSE/VSAM documentation for OPEN error code code**

**Explanation:** The call to VSE/VSAM results in an error code indicating that an error in your program may have caused an error in processing.

**System Action:** The current task ends abnormally with an abend code of 035.

**User Response:** You may have issued an ACCESS command after a DLBL command, in which case you must reissue the DLBL command. Otherwise, consult the VSE/VSAM documentation, correct the error, and re-execute the program.

**329E**      **OPEN error on 'ddname': Possible catalog error. See VSE/VSAM documentation for OPEN error code code.**

**Explanation:** The call to VSE/VSAM results in an error code indicating that an error exists in the specified catalog.

**System Action:** The current task ends abnormally with an abend code of 035.

**User Response:** Consult the VSE/VSAM documentation, correct the error, and re-execute the program.

**330E**      **OPEN error on 'ddname': Possible system error. See VSE/VSAM documentation for OPEN error code code.**

**Explanation:** The call to VSE/VSAM results in an error code indicating that there is a serious error in GCS support of VSAM.

**System Action:** The current task ends abnormally with an abend code of 035.



**User Response:** Consult the VSE/VSAM documentation, correct the error, and re-execute the program.

**331E**      **CLOSE error on 'ddname':**  
**Possible user programming error.**  
**See VSE/VSAM documentation**  
**for CLOSE error code *code*.**

**Explanation:** The call to VSE/VSAM results in an error code indicating that an error in your program may have caused an error in processing.

**System Action:** The current task ends abnormally with an abend code of 035.

**User Response:** Consult the VSE/VSAM documentation, correct the error, and re-execute the program.

**332E**      **CLOSE error on 'ddname':**  
**Possible system error. See**  
**VSE/VSAM documentation for**  
**CLOSE error code *code*.**

**Explanation:** The call to VSE/VSAM results in an error code indicating that there is a serious error in GCS support of VSAM.

**System Action:** The current task ends abnormally with an abend code of 035.

**User Response:** Consult the VSE/VSAM documentation, correct the error, and re-execute the program.

**333E**      **Error in request macro**  
**processing: Possible user**  
**programming error. See**  
**VSE/VSAM error code *code*.**  
**Return code *code*.**

**Explanation:** The call to VSE/VSAM results in an error code indicating that an error in your program may have caused an error in processing.

**System Action:** The current task ends abnormally with an abend code of 035.

**User Response:** Consult the VSE/VSAM documentation, correct the error, and re-execute the program.

**334E**      **Error in request macro**  
**processing: Possible system error.**  
**See VSE/VSAM error code *code*.**  
**Return code *code*.**

**Explanation:** The call to VSE/VSAM results in an error code indicating that there is a serious error in GCS VSAM support.

**System Action:** The current task ends abnormally with an abend code of 035.

**User Response:** Consult the VSE/VSAM documentation, correct the error, and re-execute the program.

**335S**      **Internal error during VSAM**  
**processing: *name1 name2***  
**function(s) not supported**

**Explanation:** An internal error was detected in the GCS code that supports VSAM.

**System Action:** The current task ends abnormally with an abend code of 039.

**User Response:** Contact IBM support personnel.

**336S**      **Internal error during VSAM**  
**processing: Illegal use of SVC 11**

**Explanation:** An internal error was detected in the GCS code that supports VSAM.

**System Action:** The current task ends abnormally with an abend code of 039.

**User Response:** Contact IBM support personnel.

**337S Internal error during VSAM processing: Unsupported SVC *svc* (Hex *xx*) called from *vstor***

**Explanation:** An internal error was detected in the GCS code that supports VSAM.

**System Action:** The current task ends abnormally with an abend code of 039.

**User Response:** Contact IBM support personnel.

**338S Internal error during VSAM processing: Invalid form of SVC *svc* (Hex *xx*) called from *vstor***

**Explanation:** An internal error was detected in the GCS code that supports VSAM.

**System Action:** The current task ends abnormally with a abend code of 039.

**User Response:** Contact IBM support personnel.

**339S Internal error during VSAM processing: Unsupported function *function* of SVC *svc* (Hex *xx*) called from *vstor***

**Explanation:** An internal error was detected in the GCS code that supports VSAM.

**System Action:** The current task ends abnormally with an abend code of 039.

**User Response:** Contact IBM support personnel.

**340S Internal error during VSAM processing: Unsupported form of *name* macro**

**Explanation:** An internal error was detected in the GCS code that supports VSAM.

**System Action:** The current task ends abnormally with an abend code of 039.

**User Response:** Contact IBM support personnel.

**341S Internal error during VSAM processing: Phase *name* not found**

**Explanation:** An internal error was detected in the GCS code that supports VSAM.

**System Action:** The current task ends abnormally with an abend code of 039.

**User Response:** Contact IBM support personnel.

**342S Internal error during VSAM processing: Unexpected error code '*nn*' on *vdev***

**Explanation:** An internal error was detected in the GCS code that supports VSAM.

**System Action:** The current task ends abnormally with an abend code of 039.

**User Response:** Check the error code with the table below to determine the error, and contact IBM support personnel.

Code	Meaning
1	No CCW address from CCB
3	Unsupported device
4	Invalid CCW
7	No console CCW

# CSI

**343S Internal error during VSAM processing: Invalid device class *devclass* for *devtype***

**Explanation:** An internal error was detected in the GCS code that supports VSAM.

**System Action:** The current task ends abnormally with aabend code of 039.

**User Response:** Contact IBM support personnel.

**344I VSAM IDUMP taken *date time***

**Explanation:** VSE/VSAM has initiated a dump for a potential problem situation.

**System Action:** A dump is taken and processing continues.

**User Response:** Consult VSE/VSAM manuals for information relative to IDUMPs.

**345I No option specified**

**Explanation:** The indicated option was entered in an incomplete form on the DLBL command.

**System Action:** RC = 24. Execution of the command is terminated. The system status remains the same.

**User Response:** Reissue the command specifying the required data for the option.

**346S Intervention required on device *vdev***

**Explanation:** The specified device cannot perform the requested I/O operation because it is in a NOTREADY condition.

**System Action:** If the user's SYNAD exit was specified in the DCB, it will be executed. Otherwise, message 306S or 307S is issued and the task is abnormally terminated withabend code 001.

**User Response:** READY the specified device.

**347R Enter response:**

**Explanation:** VSE/VSAM is waiting for a response from the terminal operator.

**System Action:** The requesting task waits for a response.

**User Response:** VSE/VSAM indicated the nature of the requested data in a previous message. Use the REPLY command to provide the requested data.

**348E Open error *nn***

**Explanation:** An error occurred during OS OPEN macro processing. A ddname is not specified because of the nature of the error.

**System Action:** The task is terminated abnormally with anabend code of 013.

**User Response:** Check the error code displayed in the message, and make the appropriate changes.

Code	Meaning
14	An address that was specified by the user was invalid. Or, the DEB address in the DCB was invalid.

**349E Close error 'nn'**

**Explanation:** An error occurred during an OS CLOSE. A ddname is not specified because of the nature of the error.

**System Action:** The task ends abnormally with an abend code of 014.

**User Response:** Check the error code displayed in the message in the table below, and make the appropriate changes.

Code	Meaning
2	(1) A CLOSE macro instruction was issued, and an address that was specified by the user was invalid (possibly the DCB address); or  (2) the DEB address in the DCB is invalid. This can occur if the DCB DEB address is maliciously changed, or if two tasks are sharing the same DCB, and the task that closes the DCB is not the task that opened the DCB.

**350S Internal error during VTAM processing: Module 'module' not found.**

**Explanation:** The module that handles VTAM Control Block Manipulation requests could not be found.

**System Action:** The current task is ended abnormally with an abend code of 036.

**User Response:** VTAM is not installed on your system, or it has not been installed correctly. Contact your system support personnel.

**351E System name not changed. VSAM already initialized.**

**Explanation:** The VSAM system names cannot be changed because VSAM has already been initialized. At least one VSAM macro has been issued since the last IPL, and VSAM may be in use. VSAM system names can be changed only before VSAM is initialized.

**System Action:** Execution of the SET command is terminated. System status is unchanged.

**User Response:** If you wish to change the system names for VSAM, re-IPL GCS and issue the SET command before starting any VSAM programs.

**400T Program Exception code occurred at vstor in system routine routine. Re-IPL sysname.**

**Explanation:** The specified hardware exception occurred in a GCS system routine.

**System Action:** The GCS system halts by loading a disabled wait state PSW. Execution of the command is terminated.

**User Response:** Contact your system support personnel, or re-IPL the names system and try the operation again.

**401I Directory error encountered during initialization of the IUCV environment**

**Explanation:** An IUCV error occurred while the system was trying to initialize the virtual machine's IUCV environment. No IUCV functions can be performed. The most likely cause for this error message is that CP was unable to read the virtual machine directory.

**System Action:** The system terminates.

**User Response:** Have the system checked for hardware errors.

**402I**      **A GETMAIN error occurred while trying to obtain storage for the *sysname* IUCV Path Table.**

**Explanation:** The virtual machine's IUCV environment could not be initialized because of a GETMAIN failure. No IUCV functions can be performed.

**System Action:** The system terminates.

**User Response:** Determine the cause of the GETMAIN failure and re-IPL the named system.

indicates the type of IUCV error encountered. The PMX performs this RETRY operation up to 10 times, or until the connection is successfully established.

**System Action:** The PMX waits 15 seconds and then tries to establish the IUCV connection again. This RETRY process is repeated up to 10 times, or until an IUCV connection is established. If all 10 attempts fail, the PMX terminates.

**User Response:** Wait for 15 seconds and see if the next attempt fails, or terminate the PMX and restart it specifying the userid of the virtual machine running the programmable operator facility.

**403I**      **An IUCV CONNECT error occurred while trying to connect to CP Signal Services. IPRCODE = *xx*.**

**Explanation:** The system was unable to set up a communications path to CP Signal Services. A non-zero value was returned in the IPRCODE field of the IUCV CONNECT parameter list.

**System Action:** The system terminates.

**User Response:** Look up the IPRCODE specified in the message in the IUCV return codes table in the *VM System Facilities for Programming*, correct the problem, and then re-IPL the system.

**405E**      **An IUCV error occurred while trying to connect to PROP virtual machine. IUCVCOM return code = *code***

**Explanation:** Sent when the PMX cannot get an IUCV connection with the programmable operator.

**System Action:** The program terminates.

**User Response:** Use the specified code to determine the problem and retry.

**404E**      **Retry will be attempted in 15 seconds; PROP is not active in virtual machine *userid***

**Explanation:** The PMX encountered an IUCV error when attempting to connect to the virtual machine with the specified userid. This message is always preceded by message 405E, which

**406E**      **PMX has abended and will now take a dump and wait for NCCF termination. Abend code = *xxx***

**Explanation:** Indicates that an abend occurred in the PMX.

**System Action:** The PMX enters a dormant state, waiting for NetView or NCCF to terminate.

**User Response:** Use the specified code along with the dump to determine the problem.

**407E PROP has terminated or abended.  
The command is not accepted.**

**Explanation:** Sent when the NetView or NCCF operator tries to issue a programmable operator command after the programmable operator has been terminated due to "STOP" or abend; or, the programmable operator has QUIESCED the path for termination cleanup.

**System Action:** The operation is not performed.

**User Response:** Notify the appropriate personnel.

**408E PMX has not been started. The command is not accepted.**

**Explanation:** Sent when the NetView or NCCF operator tries to issue a programmable operator command but the PMX was never invoked.

**System Action:** The operation is not performed.

**User Response:** Notify the appropriate personnel. NetView or NCCF must be CLOSED and the PMX invoked for a network management operator to communicate with the programmable operator.

**409E An error occurred while trying to SEND to PROP virtual machine.  
The command is not accepted.  
IUCVCOM return code = nnnn**

**Explanation:** Sent when a NetView or NCCF operator has issued a programmable operator command but it cannot be sent to the programmable operator via IUCV because the message limit on the path has been exceeded.

**System Action:** The operation is not performed.

**User Response:** Try the operation again and/or notify the appropriate personnel of the condition.

**410I PROP has resumed activity.**

**Explanation:** Sent to the NetView or NCCF logical operator, if any, when it is determined that the programmable operator has been restarted after an abend.

**System Action:** None.

**User Response:** None.

**411I PROP has abended.**

**Explanation:** Sent to the NetView or NCCF logical operator, if any, when it is determined that the programmable operator has abended and cannot accept commands.

**System Action:** None.

**User Response:** None.

**412I PROP has stopped.**

**Explanation:** Sent to the NetView or NCCF logical operator, if any, when it is determined that the programmable operator has been stopped and cannot accept commands.

**System Action:** None.

**User Response:** None.

**413I PMX has terminated.**

**Explanation:** Sent to the NetView or NCCF logical operator, if any, and to the GCS console when the PMX terminates.

**System Action:** None.

**User Response:** None.

**414E Disk 'vdev' not properly formatted for ACCESS**

**Explanation:** The disk being ACCESSed has other than a 512, 1K, 2K or 4K block size.

**System Action:** RC = 16.  
Execution of the command is terminated.

**User Response:** Reformat the disk using the FORMAT command under CMS, specifying a BLOCKSIZE of 512, 1K, 2K, or 4K. Then re-IPL GCS and reissue the ACCESS command.

**415E Invalid device address 'vdev'**

**Explanation:** The device address was not specified correctly, or the device was not accessed.

**System Action:** RC = 24.  
No action is taken on the command, and system status is not changed.

**User Response:** Check the device address and reissue the command.

*Note:* A valid address is any address within the range X'001' through X'FFF'.

**416E No device specified**

**Explanation:** The command requires that you specify a device address or mode letter.

**System Action:** RC = 24.  
No action is taken on the command, and system status is not changed.

**User Response:** Reissue the command, specifying a valid device address or mode letter.

**418I Insufficient free storage available. The command is not accepted.**

**Explanation:** Sent to the GCS console or to the requesting NetView or NCCF operator when the PMX cannot obtain the storage required for buffers and control blocks.

**System Action:** The requested action is not performed.

**User Response:** Notify the appropriate personnel.

**419E PMX has abended. The command is not accepted.**

**Explanation:** Sent when a NetView or NCCF operator tries to issue a programmable operator command but the PMX has abended.

**System Action:** The requested action is not performed.

**User Response:** Notify the appropriate personnel.

**420T File system error detected. Virtual address 'vdev'. Reason code 'nn'.**

**Explanation:** An error has been detected indicating that the GCS file system may have become disoriented with respect to the disk that has the virtual address 'vdev'. 'nn' is a code indicating the nature of the error; it may be one of the following:

**Code Meaning**

3 Three problems could have produced this error code: (1) An error was detected in trying to read from or write on a disk. Probably the disk was detached (via the DETACH command) without having been released (via the RELEASE command), or the disk is an unsupported device.

- The error was detected in module CSIDIO.
- (2) A deallocation was attempted on a nonallocated disk block. The error was detected in CSITRK.
- (3) A read/write operation was attempted to a disk block number zero. The error was detected in module CSIDIO.
- 4 (1) The cylinder number is not within the range of user's disk. Error detected in module CSIDIO; or
- (2) A deallocation was attempted on a non-allocated disk block. The error was detected in CSITRK.
- 5 The cylinder number received by the Control Program is not in the user's range or an attempt was made to access file record zero. Error detected in module CSIDIO.
- 6 An attempt was made to write on a read-only disk. Error detected in module CSIDIO.
- 8 Three explanations are possible:
- (1) A channel programming error occurred. The error was detected in module CSIDIO.
- (2) A deallocation was attempted on a block outside the range of the disk structure. The error was detected in module CSITRK.
- (3) A read/write operation was attempted with a byte count of zero. The error was detected in module CSIDIO.
- 13 An I/O error occurred during a read/write operation to an FB-512 device. The error was detected by CSIDIO.
- 18 A plist error was encountered during a truncate operation. The error was detected by CSIERS.
- 19 A storage error occurred during a truncate operation. The error was detected by CSIERS.
- 1C The file or ADT for a truncate operation was not found. The error was detected by CSIERS.
- 24 The file that was to be truncated was located on a R/O disk. The error was detected by CSIERS.
- 25 A storage error occurred during a read/write operation. The error was detected in module CSIDIO.
- 28 An error occurred in module CSIFNS during a truncate operation. The error was detected by CSIERS.
- 2C Inconsistent V-Format pointers were detected during a truncate operation. The error was detected in module CSIERS.
- 41 No free block is available for allocation. Error detected in module CSITRK. You can recover files from this disk if you access it as read-only under CMS and copy the desired files to another disk.
- 42 A parameter list error occurred. Error detected in module CSITRK.
- 45 The cylinder number received by the Control Program is not in the user's range, or an attempt was made to access file record zero. Error detected in module CSITRK.
- System Action:** The system enters a disabled wait state. The user file directory is not updated.
- User Response:** IPL GCS again and then reissue the command if data on the pack is still good. Contact your system support personnel if the problem persists.
- 421S **Disk 'mode (vdev)' is full**
- Explanation:** No more disk space is available on the minidisk identified in the message.
- System Action:** RC=13. The last attempted write to the disk is terminated, and the task that attempted the write is terminated. The system will



attempt to CLOSE any OPEN files belonging to that task.

**User Response:** IPL CMS and try to create more disk space by deleting unneeded files. Then re-IPL GCS and run the program again. See the *VM/SP CMS User's Guide* for other ways to resolve the 'Disk Full' problem.

**422E**      *'vdev' already accessed as Read/Write 'mode' disk*

**Explanation:** You are trying to access the specified device in read-only mode, but you have already accessed it in read/write mode. You cannot have a disk accessed as both read-only and read/write, because the read-only file directory would not reflect any updates you made until the next time you accessed the disk.

**System Action:** RC = 36.  
No action is taken on the command, and system status is not changed.

**User Response:** If you wish to access the specified device in read-only mode, first release the disk by issuing the RELEASE command and then reissue the ACCESS command.

**423I**      *mode (vdev) {R/O|R/W} [-OS|-DOS]*

**Explanation:** The disk identified in the message has been accessed in read-only mode or in read/write mode, as indicated. An '-OS' or '-DOS' at the end of the message means that the disk is OS or DOS formatted. If the '-OS' or '-DOS' do not appear, then the disk is in CMS format.

*Note:* A read/write OS or DOS disk can be written on only by VSAM.

**System Action:** Processing continues.

**User Response:** None.

**424I**      *'vdev mode' released*

**Explanation:** The specified device was previously accessed as a read/write disk with the mode letter indicated in the message. This device has now been released since the user has accessed the same device as a read/write disk with a different mode letter.

**System Action:** Processing continues.

**User Response:** None.

**425I**      *'vdev' replaces 'mode (vdev)' [-OS|-DOS]*

**Explanation:** The disk being accessed replaces a disk previously accessed as the same mode letter. The disk being replaced is released, but it is not detached.

**System Action:** Processing continues.

**User Response:** None.

**426I**      *'vdev' also = 'mode' [-OS|-DOS] disk*

**Explanation:** The disk identified in the message is also accessed as the 'mode' disk. If an '-OS' or '-DOS' appears at the end of the message, the disk is formatted as an OS or DOS disk. If '-OS' or '-DOS' do not appear, then the disk is formatted as a CMS disk.

**System Action:** Processing continues.

**User Response:** None.

**427S**      *'mode (vdev)' device error*

**Explanation:** An error was encountered in trying to access the disk, either because it is an unsupported device, or because an I/O error occurred while reading in the master file directory from the device.

**System Action:** RC = 100.  
Execution of the command is terminated. The system status remains the same unless another disk was replaced by this access, as indicated by message CSIACC425I.

**User Response:** If this is the first time that you are using this disk, use the FORMAT command under CMS to format it, and then reissue the command under GCS. If the problem persists, contact your system support personnel.

**428S**      *'mode (vdev)' not attached*

**Explanation:** The specified device is not attached to the virtual machine.

**System Action:** If the message prefix is 'CSIACC,' then execution of the ACCESS command that was issued is halted. The system status remains the same unless another disk was replaced by this access, as indicated by message CSIACC425I. The return code is 100.

If the message prefix is 'CSIGRP,' your A-disk is detached. This could have happened while you were running the GROUP EXEC, or even before you even invoked the GROUP EXEC. As a result, the exec cannot create the GROUP EXEC file for your GCS system. The exec will continue running to allow you to LINK your A-disk from the command line.

**User Response:** To complete an ACCESS operation, use the CP LINK command to attach the missing disk to your virtual machine, or ask the system operator to attach the disk to your machine. Then reissue the ACCESS command.

To finish running the GROUP EXEC, LINK your A-disk from the command line. You can then finish running the exec in the normal way.

**429E**      **File '*fn ft fm*' not found. Disk '*mode (vdev)*' will not be accessed.**

**Explanation:** (1) The files requested were not on the specified disk. If another disk was already accessed as mode 'fm', it is released.  
(2) if the disk you are trying to access contains no files and you are trying to access it as a read-only disk, then your disk access has failed. If another disk was already accessed as mode 'fm', it is released.

**System Action:** RC = 28.  
Execution of the command is terminated. System status is not changed.

**User Response:** Check to see that the fileid is specified correctly, and reissue the command.

**430W**      **OS disk - Fileid specified is ignored**

**Explanation:** The OS or DOS disk identified in the ACCESS command just issued has been accessed, but the fileid provided in the command is not applicable and has been ignored.

**System Action:** RC = 4.  
Execution of the command continues.

**User Response:** None.

**431T**      **SEVER external interrupt has occurred on the Signal Services Path, Re-IPL *sysname*.**

**Explanation:** An IUCV External Interrupt has occurred. This interrupt was a SEVER on the Signal Services Path.

**System Action:** The GCS system halts by loading a disabled wait state PSW. Execution of the command is terminated.

**User Response:** Re-IPL the named system. Contact your system support personnel if further failures occur.

**432T**      **Program exception *code* occurred at *vstor* while no task active, Re-IPL *sysname***

**Explanation:** The specified hardware exception occurred in a GCS system routine.

**System Action:** The GCS system halts by loading a disabled wait state PSW. Execution of the command is terminated.

**User Response:** Contact your system support personnel or re-IPL the named system.

**433S**      **Label GCSGEXIT, the IUCV Pending Connect exit, was given control. This is an error.**

**Explanation:** The label specified as GCS's general IUCV exit did get control.

**System Action:** The system returns to the caller of label 'GCSGEXIT' with a branch to the address contained in general register 14.

**User Response:** If this message persists, contact your system programmer to determine why the GCS general IUCV exit is getting control.

**434S**      **IUCVINI SET for GCS failed with return code *nnn*. Cannot continue IPL.**

**Explanation:** A non-zero return code was received during GCS IPL when trying to establish GCS as an IUCV user. *nnn* is the return code that GCS returns.

**System Action:** The GCS IPL is terminated.

**User Response:** Contact your system programmer to determine why the IUCVINI SET failed.

**449E**      **Error 22 running *fn ft*, line *nn*: Invalid character string**

**Explanation:** A character string containing (1) unmatched shift-out (SO) and shift-in (SI) control characters or (2) an odd number of bytes between the shift-out (SO) and shift-in (SI) characters was scanned with OPTIONS ECMODE in effect.

**System Action:** Execution stops.

**User Response:** Correct the invalid character string in the EXEC file.

**450E**      **Error 5 running *fn ft*, line *nn*: Machine storage exhausted**

**Explanation:** While attempting to interpret a program, the System Product Interpreter was unable to get the space needed for its work areas and variables. This may have occurred because a program that invoked the System Product Interpreter has already used up most of the available storage itself.

**System Action:** Execution stops.

**User Response:** Run the EXEC or macro on its own. More free storage may be obtained by releasing a disk (to recover the space used for the file directory). Alternatively, re-IPL GCS after defining a larger virtual storage size for the virtual machine.

**451E**      **Error 3 running *fn ft*, line *nn*: Program is unreadable**

**Explanation:** The REXX program could not be read from the disk. This problem almost always occurs only when you are attempting to execute an EXEC or program from someone else's

disk for which you have Read/Only access, while someone with Read/Write access to the disk has altered the program so that it no longer exists in the same place on the disk.

**System Action:** Execution stops.

**User Response:** Re-access the disk on which the EXEC or program resides.

**452E Error 4 running *fn ft*, line *nn*:  
Program interrupted**

**Explanation:** The system interrupted execution of your REXX program. Certain utility modules may force this interruption if they detect a disastrous error condition.

**System Action:** Execution stops.

**User Response:** Look for a problem with a utility module called in your EXEC or macro.

**453E Error 6 running *fn ft*, line *nn*:  
Unmatched *"/*" or quote**

**Explanation:** The System Product Interpreter reached the end of the file (or the end of data in an INTERPRET statement) without finding the ending *"/*" for a comment or quote for a literal string.

**System Action:** Execution stops.

**User Response:** Edit the EXEC and add the closing *"/*" or quote. You can also insert a TRACE SCAN statement at the top of your program and rerun it. The resulting output should show where the error exists.

**454E Error 7 running *fn ft*, line *nn*:  
WHEN or OTHERWISE expected**

**Explanation:** The System Product Interpreter expects a series of WHENs and an OTHERWISE within a SELECT statement. This message is issued when any other instruction is found. This situation is often caused by forgetting the DO and END instructions around the list of instructions following a WHEN. For example,

WRONG	RIGHT
Select	Select
When a=b then	When a=b then DO
Say 'A equals B'	Say 'A equals B'
exit	exit
Otherwise nop	end
end	Otherwise nop
	end

**System Action:** Execution stops.

**User Response:** Make the necessary corrections.

**455E Error 8 running *fn ft*, line *nn*:  
Unexpected THEN or ELSE**

**Explanation:** The System Product Interpreter has found a THEN or an ELSE that does not match a corresponding IF clause. This situation is often caused by forgetting to put an END or DO END in the THEN part of a complex IF THEN ELSE construction. For example,

<u>WRONG</u>	<u>RIGHT</u>
If a=b then do;	If a=b then do;
Say EQUALS	Say EQUALS
exit	exit
else	end
Say NOT EQUALS	else
	Say NOT EQUALS

**System Action:** Execution stops.

**User Response:** Make the necessary corrections.

# CSI

**456E**      **Error 9 running *fn ft*, line *nn*:  
Unexpected WHEN or  
OTHERWISE**

**Explanation:** The System Product Interpreter has found a WHEN or OTHERWISE instruction outside of a SELECT construction. You may have accidentally enclosed the instruction in a DO END construction by leaving off an END instruction, or you may have tried to branch to it with a SIGNAL statement (which cannot work because the SELECT is then terminated).

**System Action:** Execution stops.

**User Response:** Make the necessary corrections.

**457E**      **Error 10 running *fn ft*, line *nn*:  
Unexpected or unmatched END**

**Explanation:** The System Product Interpreter has found more ENDS in your program than DOs or SELECTs, or the ENDS were placed so that they did not match the DOs or SELECTs.

This message can be caused if you try to signal into the middle of a loop. In this case, the END will be unexpected because the previous DO will not have been executed. Remember also, that SIGNAL terminates any current loops, so it can not be used to jump from one place inside a loop to another.

This message can also be caused if you place an END immediately after a THEN OR ELSE construction.

**System Action:** Execution stops.

**User Response:** Make the necessary corrections. You can use "TRACE Scan" to show the structure of the program, thereby making it easier to find your error. Putting the name of the control variable on ENDS that close repetitive loops can also help locate this kind of error.

**458E**      **Error 11 running *fn ft*, line *nn*:  
Control stack full**

**Explanation:** This message is issued if you exceed the limit of 250 levels of nesting of control structures (DO-END, IF-THEN-ELSE, etc.).

This message could be caused by a looping INTERPRET instruction, such as:

```
line='INTERPRET line'  
INTERPRET line
```

These lines would loop until they exceeded the nesting level limit and this message would be issued. Similarly, a recursive subroutine that does not terminate correctly could loop until it causes this message.

**System Action:** Execution stops.

**User Response:** Make the necessary corrections.

**459E**      **Error 12 running *fn ft*, line *nn*:  
Clause > 500 characters**

**Explanation:** You have exceeded the limit of 500 characters for the length of the internal representation of a clause.

If the cause of this message is not obvious to you, it may be due to a missing quote, that has caused a number of lines to be included in one long string. In this case, the error probably occurred at the start of the data included in the clause traceback (flagged by + + + on the console).

The internal representation of a clause does not include comments or multiple blanks that are outside of strings. Note also that any symbol (name) gains two characters in length in the internal representation.

**System Action:** Execution stops.

**User Response:** Make the necessary corrections.

**460E Error 13 running *fn ft*, line *nn*:  
Invalid character in data**

**Explanation:** The System Product Interpreter found an invalid character outside of a literal (quoted) string. Valid characters are:

A-Z a-z 0-9 (Alphameric)  
 @ # \$ % . ? ! \_ (Name Characters)  
 & \* ( ) - + = ~ ' " ; : < , > /  
 (Special Characters)

**System Action:** Execution stops.

**User Response:** Make the necessary corrections.

**461E Error 14 running *fn ft*, line *nn*:  
Incomplete DO/SELECT/IF**

**Explanation:** The System Product Interpreter has reached the end of the file (or end of data for an INTERPRET instruction) and has found that there is a DO or SELECT without a matching END, or an IF that is not followed by a THEN clause.

**System Action:** Execution stops.

**User Response:** Make the necessary corrections. You can use "TRACE Scan" to show the structure of the program, thereby making it easier to find where the missing END should be. Putting the name of the control variable on ENDS that close repetitive loops can also help locate this kind of error.

**462E Error 15 running *fn ft*, line *nn*:  
Invalid Hex constant**

**Explanation:** For the System Product Interpreter, hexadecimal constants may not have leading or trailing blanks and may have imbedded blanks at byte boundaries only. The following are all valid hexadecimal constants:

```
'13'x
'A3C2 1C34'x
'1DE8'x
```

You may have mistyped one of the digits, for example typing a letter o instead of a 0. This message can also be caused if you follow a string by the 1-character symbol X (the name of the variable X), when the string is not intended to be taken as a hexadecimal specification. In this case, use the explicit concatenation operator (||) to concatenate the string to the value of the symbol.

**System Action:** Execution stops.

**User Response:** Make the necessary corrections.

**463E Error 16 running *fn ft*, line *nn*:  
Label not found**

**Explanation:** The System Product Interpreter could not find the label specified by a SIGNAL instruction or a label matching an enabled condition when the corresponding (trapped) event occurred. You may have mistyped the label or forgotten to include it.

**System Action:** Execution stops. The name of the missing label is included in the error traceback.

**User Response:** Make the necessary corrections.

# CSI

**464E Error 21 running *fn ft*, line *nn*:  
Invalid data on end of clause**

**Explanation:** You have followed a clause, such as SELECT or NOP, by some data other than a comment.

**System Action:** Execution stops.

**User Response:** Make the necessary corrections.

**465E Error 17 running *fn ft*, line *nn*:  
Unexpected PROCEDURE**

**Explanation:** The System Product Interpreter encountered a PROCEDURE instruction in an invalid position, either because no internal routines are active, or because a PROCEDURE instruction has already been encountered in the internal routine. This error can be caused by “dropping through” to an internal routine, rather than invoking it with a CALL or a function call.

**System Action:** Execution stops.

**User Response:** Make the necessary corrections.

**466E Error 26 running *fn ft*, line *nn*:  
Invalid whole number**

**Explanation:** The System Product Interpreter found an expression in the NUMERIC instruction, a parsing positional pattern, or the right hand term of the exponentiation (\*\*) operator that did not evaluate to a whole number, or was greater than the limit, for these uses, of 999999999.

This message can also be issued if the return code passed back from an EXIT or RETURN instruction (when a REXX program is called as a command) is not a whole number or will not fit in a System/370 register. This error may be due to mistyping the name of a symbol so that it is not the name of a variable

in the expression on any of these statements. This might be true, for example, if you entered “EXIT CR” instead of “EXIT RC.”

**System Action:** Execution stops.

**User Response:** Make the necessary corrections.

**467E Error 27 running *fn ft*, line *nn*:  
Invalid DO syntax**

**Explanation:** The System Product Interpreter found a syntax error in the DO instruction. You might have used BY or TO twice, or used BY, TO, or FOR when you didn't specify a control variable.

**System Action:** Execution stops.

**User Response:** Make the necessary corrections.

**468E Error 30 running *fn ft*, line *nn*:  
Name or String > 250 characters**

**Explanation:** The System Product Interpreter found a variable or a literal (quoted) string that is longer than the limit.

The limit for names is 250 characters, following any substitutions. A possible cause of this error is the use of a period (.) in a name, causing an unexpected substitution.

The limit for a literal string is 250 characters. This error can be caused by leaving off an ending quote (or putting a single quote in a string) because several clauses may be included in the string. For example, the string 'don't' should be written as 'don't' or "don't".

**System Action:** Execution stops.

**User Response:** Make the necessary corrections.

**469E Error 31 running *fn ft*, line *nn*:  
Name starts with number or "."**

**Explanation:** The System Product Interpreter found a variable whose name begins with a numeric digit or a period (.). The REXX language rules do not allow you to assign a value to a variable whose name begins with a numeric digit or a period, because you could then redefine numeric constants which would be catastrophic.

**System Action:** Execution stops.

**User Response:** Rename the variable correctly. It is best to start a variable name with an alphabetic character, but some other characters are allowed.

**470E Error 34 running *fn ft*, line *nn*:  
Logical value not 0 or 1**

**Explanation:** The System Product Interpreter found an expression in an IF, WHEN, DO WHILE, or DO UNTIL phrase that did not result in a 0 or 1. Any value operated on by a logical operator ( $\neg$ , |, &, or &&) must result in a 0 or 1. For example, the phrase "If result then exit rc" will fail if result has a value other than 0 or 1. Thus, the phrase would be better written as If result  $\neg = 0$  then exit rc .

**System Action:** Execution stops.

**User Response:** Make the necessary corrections.

**471E Error 35 running *fn ft*, line *nn*:  
Invalid expression**

**Explanation:** The System Product Interpreter found a grammatical error in an expression. You might have ended an expression with an operator, or had two adjacent operators with no data in between, or included special characters (such as operators) in an intended character expression without enclosing them in quotes.

**System Action:** Execution stops.

**User Response:** Make the necessary corrections.

**472E Error 36 running *fn ft*, line *nn*:  
Unmatched "(" in expression**

**Explanation:** The System Product Interpreter found an unmatched parenthesis within an expression. You will get this message if you include a single parenthesis in a command without enclosing it in quotes.

**System Action:** Execution stops.

**User Response:** Make the necessary corrections.

**473E Error 37 running *fn ft*, line *nn*:  
Unexpected ",", or ")"**

**Explanation:** The System Product Interpreter found a comma (,) outside a routine invocation or too many right parentheses in an expression. You will get this message if you include a comma in a character expression without enclosing it in quotes. For example, the instruction:

Say Enter A, B, or C

should be written as:  
Say 'Enter A, B, or C'

**System Action:** Execution stops.

**User Response:** Make the necessary corrections.

**474E Error 39 running *fn ft*, line *nn*:  
Evaluation stack overflow**

**Explanation:** The System Product Interpreter was not able to evaluate the expression because it is too complex (many nested parentheses, functions, etc.).



**System Action:** Execution stops.

**User Response:** Break up the expressions by assigning sub-expressions to temporary variables.

**475E Error 40 running *fn ft*, line *nn*:  
Incorrect call to routine**

**Explanation:** The System Product Interpreter encountered an incorrectly used call to a built-in or external routine. Some possible causes are:

- you passed invalid data (arguments) to the routine. This is the most common possible cause and is dependent on the actual routine. If a routine returns a non-zero return code, the System Product Interpreter issues this message and passes back its return code of 20040.
- the module invoked was not compatible with the System Product Interpreter.

If you were not trying to invoke a routine, you may have a symbol or a string adjacent to a "(" when you meant it to be separated by a space or an operator. This causes it to be seen as a function call. For example, TIME(4+5) should probably be written as TIME\*(4+5).

**System Action:** Execution stops.

**User Response:** Make the necessary corrections.

**476E Error 41 running *fn ft*, line *nn*: Bad arithmetic conversion**

**Explanation:** The System Product Interpreter found a term in an arithmetic expression that was not a valid number or that had an exponent outside the allowed range of -999999999 to +999999999.

You may have mistyped a variable name, or included an arithmetic operator in a character expression without putting it in quotes.

**System Action:** Execution stops.

**User Response:** Make the necessary corrections.

**477E Error 42 running *fn ft*, line *nn*:  
Arithmetic overflow/underflow**

**Explanation:** The System Product Interpreter encountered the result of an arithmetic operation that required an exponent greater than the limit of 9 digits (more than 999999999 or less than -999999999).

This error can occur during evaluation of an expression (often as a result of trying to divide a number by 0), or during the stepping of a DO loop control variable.

**System Action:** Execution stops.

**User Response:** Make the necessary corrections.

**478E Error 43 running *fn ft*, line *nn*:  
Routine not found**

**Explanation:** The System Product Interpreter was unable to find a routine called in your program. You invoked a function within an expression, or in a subroutine invoked by CALL, but the specified label is not in the program, or is not the name of a built-in function, and GCS is unable to locate it externally.

The simplest, and probably most common, cause of this error is mistyping the name.

If you were not trying to invoke a routine, you may have put a symbol or string adjacent to a "(" when you meant it to be separated by a space or

operator. The System Product Interpreter would see that as a function invocation. For example, the string  $3(4+5)$  should be written as  $3*(4+5)$ .

**System Action:** Execution stops.

**User Response:** Make the necessary corrections.

**479E Error 44 running *fn ft*, line *nn*:  
Function did not return data**

**Explanation:** The System Product Interpreter invoked an external routine within an expression. The routine seemed to end without error, but it did not return data for use in the expression.

**System Action:** Execution stops.

**User Response:** Make the necessary corrections.

**480E Error 45 running *fn ft*, line *nn*: No  
data specified on function  
RETURN**

**Explanation:** A REXX program has been called as a function, but an attempt is being made to return (by a RETURN; instruction) without passing back any data. Similarly, an internal routine, called as a function, must end with a RETURN statement specifying an expression.

**System Action:** Execution stops.

**User Response:** Make the necessary corrections.

**481E Error 49 running *fn ft*, line *nn*:  
Interpreter failure**

**Explanation:** The System Product Interpreter carries out numerous internal self-consistency checks. It issues this message if it encounters a severe error.

**System Action:** Execution stops.

**User Response:** Report any occurrence of this message to your IBM representative.

**482E Error 19 running *fn ft*, line *nn*:  
String or symbol expected**

**Explanation:** The System Product Interpreter expected a symbol following the keywords CALL, SIGNAL, SIGNAL ON, or SIGNAL OFF but none was found. You may have omitted the string or symbol, or you may have inserted a special character (such as a parenthesis) in it.

**System Action:** Execution stops.

**User Response:** Make the necessary corrections.

**483E Error 20 running *fn ft*, line *nn*:  
Symbol expected**

**Explanation:** The System Product Interpreter may expect a symbol following the END, ITERATE, LEAVE, NUMERIC, PARSE, or PROCEDURE keywords or expected a list of symbols following the DROP, UPPER, or PROCEDURE (with EXPOSE option) keywords. Either there was no symbol when one was required or some other characters were found.

**System Action:** Execution stops.

**User Response:** Make the necessary corrections.

**484E Error 24 running *fn ft*, line *nn*:  
Invalid TRACE request**

**Explanation:** The System Product Interpreter issues this message when:

- the action specified on a TRACE instruction, or the argument to the

built-in function, starts with a letter that does not match any valid alphabetic character options. The valid options are A, C, E, I, L, N, O, R, or S.

- an attempt is made to request "TRACE Scan" when inside any control construction or while in interactive debug.

**System Action:** Execution stops.

**User Response:** Make the necessary corrections.

**485E Error 25 running *fn ft*, line *nn*:  
Invalid sub-keyword found**

**Explanation:** The System Product Interpreter expected a particular sub-keyword at this position in an instruction and something else was found. For example, the NUMERIC instruction must be followed by the sub-keyword DIGITS, FUZZ, or FORM. If NUMERIC is followed by anything else, this message is issued.

**System Action:** Execution stops.

**User Response:** Make the necessary corrections.

**486E Error 28 running *fn ft*, line *nn*:  
Invalid LEAVE or ITERATE**

**Explanation:** The System Product Interpreter encountered an invalid LEAVE or ITERATE instruction. The instruction was invalid because:

- no loop is active, or
- the name specified on the instruction does not match the control variable of any active loop.

Note that internal routine calls and the INTERPRET instruction protect DO

loops by making them inactive. Therefore, for example, a LEAVE instruction in a subroutine cannot affect a DO loop in the calling routine.

You can cause this message to be issued if you use the SIGNAL instruction to transfer control within or into a loop. A SIGNAL instruction terminates all active loops, and any ITERATE or LEAVE instruction issued then would cause this message to be issued.

**System Action:** Execution stops.

**User Response:** Make the necessary corrections.

**487E Error 29 running *fn ft*, line *nn*:  
Environment name too long**

**Explanation:** The System Product Interpreter encountered an environment name specified on an ADDRESS instruction that is longer than the limit of 8 characters.

**System Action:** Execution stops.

**User Response:** Specify the environment name correctly.

**488E Error 33 running *fn ft*, line *nn*:  
Invalid expression result**

**Explanation:** The System Product Interpreter encountered an expression result that is invalid in its particular context. The result may be invalid because an illegal FUZZ or DIGITS value was used in a NUMERIC instruction (FUZZ may not become larger than DIGITS).

**System Action:** Execution stops.

**User Response:** Make the necessary corrections.

**489E Error 38 running *fn ft*, line *nn*:  
Invalid template or pattern**

**Explanation:** The System Product Interpreter found an invalid special character, for example %, within a parsing template, or the syntax of a variable trigger was incorrect (no symbol was found after a left parenthesis). This message is also issued if the WITH sub-keyword is omitted in a PARSE VALUE instruction.

**System Action:** Execution stops.

**User Response:** Make the necessary corrections.

**490E Error 48 running *fn ft*, line *nn*:  
Failure in system service**

**Explanation:** The System Product Interpreter halts execution of the program because some system service has failed to work correctly.

**System Action:** Execution stops.

**User Response:** Ensure that your input is correct and that your program is working correctly. If the problem persists, notify your system support personnel.

**491E Error 18 running *fn ft*, line *nn*:  
THEN expected**

**Explanation:** All REXX IF and WHEN clauses must be followed by a THEN clause. Another clause was found before a THEN statement was found.

**System Action:** Execution stops.

**User Response:** Insert a THEN clause between the IF or WHEN clause and the following clause.

**492E Error 32 running *fn ft*, line *nn*:  
Invalid use of stem**

**Explanation:** The REXX program attempted to change the value of a symbol that is a stem. (A stem is that part of a symbol up to the first period. You use a stem when you want to affect all variables beginning with that stem.) This may be in the UPPER instruction where the action in this case is unknown, and therefore in error.

**System Action:** Execution stops.

**User Response:** Change the program so that it does not attempt to change the value of a stem.

**493E Error 1 running *fn ft*: No filename  
specified**

**Explanation:** The EXEC command requires that you specify the name of the EXEC that you wish to execute.

**System Action:** Execution stops.

**User Response:** Reissue the command and specify the filename.

**494E Error 2 running *fn ft*: File not  
found**

**Explanation:** The specified file was not found on the accessed disks. This message can be issued when you try to invoke an EXEC from within another EXEC.

**System Action:** Execution stops.

**User Response:** Access the disk where the file exists and reissue the command, or enter the correct name of the EXEC if you entered it incorrectly.

# CSI

## 495R Enter input for EXEC 'execname':

**Explanation:** 'execname' is the EXEC name. The System Product interpreter recognized a request for terminal input. In most cases, this message will have been preceded by an informational message from the EXEC.

**System Action:** The task executing the request is suspended until a REPLY command is issued.

**User Response:** Use the REPLY command to supply the required information.

## 496R Enter DEBUG input for EXEC 'execname':

**Explanation:** 'execname' is the EXEC name. The EXEC is being executed in DEBUG mode. The EXEC awaits the next user input.

**System Action:** The task executing the request is suspended until a REPLY command is issued.

**User Response:** Use the REPLY command to supply the required information.

## 497E Insufficient storage for EXEC interpreter

**Explanation:** There is insufficient storage for the System Product Interpreter to initialize itself.

**System Action:** Execution is terminated at the point of the error.

**User Response:** Redefine storage and reissue the command.

## 500I Unable to locate type extraction routine 'routine'

**Explanation:** The GCS extraction routine was unable to locate the RSCSV2 extraction routine DMTYEX.

**System Action:** Processing continues, and a problem report will be created by the GCS extraction routine.

**User Response:** Contact the system programmer to determine why the routine could not be found.

## 501I Unable to locate type DUMPSCAN routine 'routine'

**Explanation:** The GCS DUMPSCAN routine was unable to locate the RSCS DUMPSCAN routine DMTYDS.

**System Action:** Return to IPCS DUMPSCAN routine with a return code of 8, which causes the '???????' message to be displayed.

**User Response:** Contact the system programmer to determine why the routine could not be found.

## 502I Task 'taskid' not found

**Explanation:** One of the DUMPSCAN subcommands (TACTIVE, TLOADL, TSAB) has been issued with a taskid that was not in the task's active program list or taskid table.

**System Action:** Return to IPCS/E DUMPSCAN routine with a return code of 0, which causes the ready message to be displayed.

**User Response:** Reissue the command with the correct taskid.

**503I No IUCV path table**

**Explanation:** The IUCV DUMPSCAN subcommand was entered and the number of entries in the IUCV path table was zero.

**System Action:** Return to IPCS DUMPSCAN routine with a return code of 0, which causes the ready message to be displayed.

**User Response:** None.

**504I Page 'vstor' not found in dump**

**Explanation:** The virtual address identified in the message was not found in the dump. This means it was not dumped at the time the dump was taken.

**System Action:** Return to IPCS DUMPSCAN routine with a return code of 0, which causes the ready message to be displayed.

**User Response:** None.

**505I Taskid 'xxx' invalid**

**Explanation:** One of the DUMPSCAN subcommands (TACTIVE, TLOADL, TSAB) has been issued with a taskid that is invalid. (Taskid must be from 0 to x'FFFF')

**System Action:** Return to IPCS DUMPSCAN routine with a return code of 0, which causes the ready message to be displayed.

**User Response:** Reissue the command with a valid taskid.

**506I Unable to read dump information record**

**Explanation:** The GCS EXTRACTION routine was unable to read the dump information record.

**System Action:** IPCS will prompt the user to enter all information for the problem report.

**User Response:** Supply information in answer to the prompts that appear on the screen.

**507E Trace formatting routine 'routine' not found**

**Explanation:** Trace formatting could not locate the named routine.

**System Action:** The record is displayed or printed in hexadecimal notation with no formatting done.

**User Response:** Install the required TEXT file on an accessed CMS disk and then re-execute the program.

**508I The following record was partially lost:**

**Explanation:** CPTRAP lost the last part of this record.

**System Action:** The first portion of the record is displayed in hexadecimal notation (unformatted).

**User Response:** None.

**509I ETRACE set ON for event-type(s)**

**Explanation:** This is the normal reply when external tracing for the specified event has been enabled for the virtual machine.

**System Action:** Processing continues.

**User Response:** None.

# CSI

## 510I ETRACE set ON for *event-type(s)* for GROUP

**Explanation:** This is the normal reply from an ETRACE command that was issued to set external tracing on for an event-type for the whole group.

**System Action:** Exits are scheduled on all virtual machines in the group to set ETRACE on for the event-type named in the message.

**User Response:** None.

## 511I ETRACE set OFF for *event-type(s)*

**Explanation:** This is the normal reply when external tracing for the specified event has been disabled for the virtual machine.

**System Action:** Processing continues.

**User Response:** None.

## 512I ETRACE set OFF for *event-type(s)* for GROUP

**Explanation:** This is the normal reply from an ETRACE command that was issued to set external tracing off for an event-type for the whole group.

**System Action:** Exits are scheduled on all virtual machines in the group to set ETRACE off for the event-type named in the message.

**User Response:** None.

## 513E ETRACE GROUP option is in effect for *event-type(s)*

**Explanation:** An attempt was made by an unauthorized user to disable external tracing while the GROUP option was in effect. The GROUP option overrides the command.

**System Action:** Command terminates with no action taken.

**User Response:** Use the QUERY ETRACE command to find the event types which are in effect for the group. Then reissue the command without the event types which were in effect for the group.

## 514I All external trace events are disabled

**Explanation:** No external tracing is being done in this virtual machine.

**System Action:** Processing continues.

**User Response:** None.

## 515I External trace is enabled for *event-type(s)*

**Explanation:** External tracing for the specified event type has been enabled for this virtual machine.

**System Action:** Processing continues.

**User Response:** None.

## 516I External trace is enabled for *event-type(s)* for GROUP

**Explanation:** External tracing for the specified event type was enabled for this virtual machine by the GROUP operand of ETRACE.

**System Action:** Processing continues.

**User Response:** None.

**517I ITRACE set ON for *event-types(s)***

**Explanation:** This is the normal reply when the ITRACE command is issued to enable ITRACE.

**System Action:** ITRACE is enabled for the issuing virtual machine.

**User Response:** None.

**518I ITRACE set ON for *event-type(s)* for GROUP**

**Explanation:** This is the normal reply when an authorized user issues the ITRACE GROUP command.

**System Action:** Exits are scheduled on all virtual machines in the group to enable ITRACE.

**User Response:** None.

**519I ITRACE set OFF for *event-type(s)***

**Explanation:** This is the normal reply when the ITRACE has been disabled for the issuing virtual machine.

**System Action:** ITRACE is disabled for the issuing virtual machine.

**User Response:** None.

**520I ITRACE set OFF for *event-type(s)* for GROUP**

**Explanation:** This is the normal reply when an authorized user has issued the ITRACE END GROUP command, turning off ITRACE in all virtual machines in the group.

**System Action:** ITRACE is disabled for all virtual machines in the group.

**User Response:** None.

**521E ITRACE GROUP option is in effect for *event-type(s)***

**Explanation:** An unauthorized user attempted to disable ITRACE while the ITRACE GROUP option was in effect. The GROUP option overrides the command.

**System Action:** Command terminates with no action taken. ITRACE remains in effect for the group.

**User Response:** Use the QUERY ITRACE command to find the event types which are in effect for the group. Then reissue the command without the event types which were in effect for the group.

**522I Internal trace is enabled for *event-type(s)***

**Explanation:** ITRACE is enabled for this virtual machine.

**System Action:** Processing continues.

**User Response:** None.

**523I Internal trace is enabled for *event-type(s)* for GROUP**

**Explanation:** ITRACE is enabled for this virtual machine by the GROUP operand.

**System Action:** Processing continues.

**User Response:** None.

**524I All internal trace events are disabled**

**Explanation:** ITRACE is disabled for this virtual machine.

**System Action:** Processing continues.

**User Response:** None.



# CSI

## 525E Userid is missing or invalid

**Explanation:** The TO operand was specified, but the userid was either left out or is invalid. The userid cannot be longer than eight characters.

**System Action:** Command terminates with no dump taken.

**User Response:** Reissue the command specifying a valid userid.

## 526E Userid 'userid' is not in CP directory

**Explanation:** The dump request was passed to CP, but the receiving userid, whether specified or defaulted, was not found in the CP directory.

**System Action:** Command terminates with no dump taken.

**User Response:** Reissue the command specifying a valid userid.

## 527E Invalid range

**Explanation:** One of the following conditions was encountered:

1. Hexloc1 greater than hexloc2.
2. Invalid modifier - only '-', '.', and ':' are valid.
3. Invalid bytecount.
4. Address specified which is out of the range of the virtual machine's storage.
5. Range specified is not a valid hexadecimal number.
6. The dump request involved only areas which require authorization to dump, but the receiver was not on the list of authorized users specified at GCS build time. Or the dump

request involved only areas which require authorization to dump and DSS's but the receiver was not authorized and no DSS's exist.

**System Action:** Command terminates with no dump taken.

**User Response:** Reissue the command specifying a valid range.

## 528I Dump complete

**Explanation:** A dump was taken. If the receiver is an authorized user, the dump contains the whole virtual machine and any discontinuous shared segments. Otherwise the dump contains all key 14 storage (storage belonging to non-privileged applications) and any other storage that is not fetch-protected.

**System Action:** In the case of machine termination, the termination continues. In the case of SYSTEM RESTART, control returns to the virtual machine at the point where it was interrupted to issue the CP SYSTEM RESTART command.

**User Response:** None.

## 529E Partial dump taken

**Explanation:** The dump was only partially completed for one of the following reasons:

1. CP experienced an I/O error when attempting to bring a page to be dumped.
2. DSS specified, but no DSSs found.
3. The dump request involved some protected storage, but the receiver was not on the list of authorized users specified at GCS build time.

**System Action:** Command terminates with a partial dump taken.

**User Response:**

1. If the dump failed because of a CP I/O error, reissue the command. If the problem persists, contact the system programmer.
2. If the dump failed because no DSS was found, no user action is required.
3. If the dump failed because the receiving userid was unauthorized, reissue the command specifying an authorized receiver.

**530E Dump failed**

**Explanation:** An error occurred while attempting to dump the virtual machine.

**System Action:** In the case of machine termination, the termination continues with no dump taken. In the case of SYSTEM RESTART, control returns to the virtual machine at the point it was interrupted to enter the command, and no dump is taken.

**User Response:**

1. Find out from the installation system programmer if the system is currently experiencing any spool problems. If it is, try the dump again after the problem is fixed.
2. Also find out from the installation system programmer if the userid designated at GCS build time as the dump receiver is in the CP directory. If it is not, you cannot dump via SYSTEM RESTART until this is corrected.

**531E Dump failed: Spooling error**

**Explanation:** CP ran out of spool space.

**System Action:** Command terminates with no dump taken.

**User Response:** Reissue the command when spool space is available.

**532E Dump failed: I/O error**

**Explanation:** CP encountered an I/O error while attempting to bring in the parameter list or the dump address list passed by the GCS supervisor.

**System Action:** The command terminates with no dump taken.

**User Response:** Reissue the command. If the failure persists, contact the system programmer.

**533I Virtual Machine load list is empty**

**Explanation:** The GCS DUMPSCAN subcommand VMLOADL was entered and the pointer to NUCCBLKS is zero.

**System Action:** Return to the IPCS DUMPSCAN routine with return code zero, which causes a ready message to be displayed.

**User Response:** None.

**534I Task storage anchor block ptr is zero**

**Explanation:** The GCS DUMPSCAN subcommand TSAB was entered and the pointer to the task storage anchor block is zero.

**System Action:** Return to the IPCS DUMPSCAN routine with return code zero, which causes a ready message to be displayed.

**User Response:** None.

**535I NUCON extension ptr is zero. Can't find task load list.**

**Explanation:** The GCS DUMPSCAN subcommand TLOADL was entered and the pointer to NUCON EXTENSION is zero.

**System Action:** Return to the IPCS DUMPSCAN routine with return code zero, which causes a ready message to be displayed.

**User Response:** None.

**536I Taskid table ptr is zero. Can't find task load list.**

**Explanation:** The GCS DUMPSCAN subcommand TLOADL was entered and the pointer to TASKID TABLE is zero.

**System Action:** Return to the IPCS DUMPSCAN routine with return code zero, which causes a ready message to be displayed.

**User Response:** None.

**537I Task block ptr is zero. Can't find task load list.**

**Explanation:** The GCS DUMPSCAN subcommand TLOADL was entered and the pointer to TASK BLOCK is zero.

**System Action:** Return to the IPCS DUMPSCAN routine with return code zero, which causes a ready message to be displayed.

**User Response:** None.

**538I Task load list ptr is zero.**

**Explanation:** The GCS DUMPSCAN subcommand TLOADL was entered and the pointer to the TASK load list is zero.

**System Action:** Return to the IPCS DUMPSCAN routine with return code zero, which causes a ready message to be displayed.

**User Response:** None.

**539I NUCON extension ptr is zero. Can't find task storage anchor block.**

**Explanation:** The GCS DUMPSCAN subcommand TSAB was entered and the pointer to NUCON EXTENSION is zero.

**System Action:** Return to the IPCS DUMPSCAN routine with return code zero, which causes a ready message to be displayed.

**User Response:** None.

**540I Taskid table ptr is zero. Can't find task storage anchor block.**

**Explanation:** The GCS DUMPSCAN subcommand TSAB was entered and the pointer to TASKID TABLE is zero.

**System Action:** Return to the IPCS DUMPSCAN routine with return code zero, which causes a ready message to be displayed.

**User Response:** None.

**541I Task block ptr is zero. Can't find task storage anchor block.**

**Explanation:** The GCS DUMPSCAN subcommand TSAB was entered and the pointer to TASK BLOCK is zero.

**System Action:** Return to the IPCS DUMPSCAN routine with return code zero, which causes a ready message to be displayed.

**User Response:** None.

**542I NUCON extension ptr is zero. Can't find IUCV path table.**

**Explanation:** The GCS DUMPSCAN subcommand IUCV was entered and the pointer to NUCON EXTENSION is zero.

**System Action:** Return to the IPCS

DUMPSCAN routine with return code zero, which causes a ready message to be displayed.

**User Response:** None.

**543I IUCV storage anchor block ptr is zero. Can't find IUCV path table.**

**Explanation:** The GCS DUMPSCAN subcommand IUCV was entered and the pointer to IUCV STORAGE ANCHOR BLOCK is zero.

**System Action:** Return to the IPCS DUMPSCAN routine with return code zero, which causes a ready message to be displayed.

**User Response:** None.

**544I IUCV path table ptr is zero**

**Explanation:** The GCS DUMPSCAN subcommand IUCV was entered and the pointer to PATH TABLE is zero.

**System Action:** Return to the IPCS DUMPSCAN routine with return code zero, which causes a ready message to be displayed.

**User Response:** None.

**545I NUCON extension ptr is zero. Can't find state block.**

**Explanation:** The GCS DUMPSCAN subcommand TACTIVE was entered and the pointer to NUCON EXTENSION is zero.

**System Action:** Return to the IPCS DUMPSCAN routine with return code zero, which causes a ready message to be displayed.

**User Response:** None.

**546I Task block pointer is zero. Can't find state block.**

**Explanation:** The GCS DUMPSCAN subcommand TACTIVE was entered and the pointer to TASK BLOCK is zero.

**System Action:** Return to the IPCS DUMPSCAN routine with return code zero, which causes a ready message to be displayed.

**User Response:** None.

**547I State block pointer is zero.**

**Explanation:** The GCS DUMPSCAN subcommand TACTIVE was entered and the pointer to STATE BLOCK is zero.

**System Action:** Return to the IPCS DUMPSCAN routine with return code zero, which causes a ready message to be displayed.

**User Response:** None.

**548I Task ID table pointer is zero. Can't find state block.**

**Explanation:** The GCS DUMPSCAN subcommand TACTIVE was entered and the pointer to TASKID TABLE is zero.

**System Action:** Return to the IPCS DUMPSCAN routine with return code zero, which causes a ready message to be displayed.

**User Response:** None.

**549E *productname* control block formatting routine routine not found**

**Explanation:** The control block formatting routine for the indicated product name is not on the user's accessed disk.

**System Action:** Processing is terminated.

**User Response:** Get the indicated routine's text deck on an accessed disk and reissue the PRTDUMP command.

**550R**      **Do you wish to format *productname* control blocks? Reply YES or NO.**

**Explanation:** Enter YES if you want to format control blocks for the indicated product name; enter NO if you want an unformatted dump only.

**System Action:** Control will be passed to the appropriate formatting routine.

**User Response:** Enter YES or NO at your terminal.

## Transparent Services Access Facility (TSAF) Messages

**001I**      **Initialization is complete. The service level is *ssss*.**

**Explanation:** This message is issued when all permanent TSAF tasks have been started and TSAF is ready for normal operation. The service level of the code running is *ssss*.

**System Action:** TSAF is running normally. It will perform its communications functions, as well as dynamic link and collection monitoring. You can enter commands.

**Operator Response:** You can now enter TSAF commands.

**002T**      **Parameter *parameter* is a duplicate or is not valid**

**Explanation:** The argument, *parameter*, was passed as a parameter on invocation of RUNTSAF. The argument is either invalid or it duplicates a previous argument. TSAF takes any numeric value to be the number of 1K internal trace blocks. If you provide two numeric values, TSAF considers the second a duplicate, even if its value is not the same as the first.

**System Action:** TSAF will terminate with return code 12.

**Operator Response:** Check the TSAF invocation, and restart TSAF with valid parameters.

**003I**      **Termination is in progress**

**Explanation:** TSAF has accepted a STOP command.

**System Action:** TSAF will terminate with return code 0.

**Operator Response:** None.

**004E**      **Parameter *parameter* is not valid**

**Explanation:** You entered a parameter on a TSAF command that TSAF does not recognize.

**System Action:** TSAF ignores the command and is ready for another.

**Operator Response:** Correct the command and re-enter it.

**005E**      **A required parameter is missing**

**Explanation:** A required parameter is missing from the input command.

**System Action:** TSAF ignores the command and is ready for another command.

**Operator Response:** Enter the correct command.

# ATS

**006I**      **TSAF link statistics and session accounting records will be generated**

**Explanation:** The TSAF virtual machine directory contains the account option.

**System Action:** TSAF will pass accounting records to CP.

**Operator Response:** No action is required. However, if you do *not* want TSAF accounting records, notify the system administrator so they can delete the account option from the TSAF directory entry.

**007I**      **No TSAF link statistics or session accounting records will be generated**

**Explanation:** The TSAF virtual machine directory does not contain the account option.

**System Action:** None.

**Operator Response:** No action is required. If, however, you want accounting records, notify the system administrator to add the account option to the TSAF directory entry.

**009E**      **cmd is not a valid TSAF command**

**Explanation:** You entered a command at the TSAF virtual console that TSAF does not recognize.

**System Action:** TSAF ignores the command and is ready for another.

**Operator Response:** Correct the command and re-enter it.

**010I**      **External trace started**

**Explanation:** TSAF processed a SET ETRACE ON command. Before receiving this command, external tracing was off.

**System Action:** CP will write external trace records to CPTRAP until it receives a SET ETRACE OFF command.

**Note:** Nothing will be recorded by CPTRAP until CPTRAP is also appropriately enabled.

**Operator Response:** None.

**011I**      **External trace ended**

**Explanation:** TSAF processed a SET ETRACE OFF command. Before receiving this command, external tracing was on.

**System Action:** CP will not write external trace records to CPTrap until it receives a SET ETRACE ON command.

**Operator Response:** None.

**013I**      **Trace area size is *nnn*K**

**Explanation:** TSAF has obtained an internal trace block of the size specified by *nnn*. This size may be either:

- The default value (40K)
- The value specified as an input argument to TSAF, rounded up to a 4K multiple, if necessary.

**System Action:** None.

**Operator Response:** None.

**017I      Abend code *ccc* at *aaaaaa***

**Explanation:** TSAF terminated abnormally, and CMS gave control to the TSAF abend exit routine. TSAF gets the abend code, *ccc*, and the failure address, *aaaaaa*, from the PSW at the time the abend in the abend work area (DMSABW) occurred.

**System Action:** ATSCAB will display this and other problem determination messages at the terminal. Then ATSCAB will take a VMDUMP of the entire TSAF virtual machine, and issue a CP SYSTEM RESET command (assuming that CONCEAL is ON) to cause CP to re-IPL the CMS system that the virtual machine is using.

**Operator Response:** Save this information and contact your service representative.

**018I      Program old PSW is *psw***

**Explanation:** TSAF terminated abnormally, and CMS gave control to the TSAF abend exit routine. *psw* is the PSW at the time the abend in the abend work area (DMSABW) occurred. This message usually follows message ATS017I.

**System Action:** See message ATS017I.

**Operator Response:** Save this information and contact your service representative.

**019I      Abend modifier is *aaaaaaaaaa***

**Explanation:** TSAF terminated abnormally, and CMS gave control to the TSAF abend exit routine. The module that invoked the abend set the abend modifier field (CGM\_REPORT) to *aaaaaaaaaa*. This is alphanumeric information. The abend code and the

abend modifier, together, identify the failure point. This message normally follows message ATS018I.

**System Action:** See message ATS017I.

**Operator Response:** Save this information and contact your service representative.

**021I      Failure at offset *nnnn* in module *mmmmmm* dated *yy.ddd***

**Explanation:** TSAF did a program check or issued an abend *nnnn* bytes into module *mmmmmm*. *yy.ddd* is the year and day the module was compiled. ATSCAB determines the module name and compilation date from the eye-catcher by assuming register 11 or 12 is the base register.

**System Action:** See message ATS017I.

**Operator Response:** Keep problem information and contact your service representative.

**022I      Called from offset *nnnn* in module *mmmmmm* dated *yy.ddd***

**Explanation:** An instruction *nnnn* bytes into module *mmmmmm* called the module in which the abend occurred. *yy.ddd* is the year and day *mmmmmm* was compiled.

If the save area contains a non-zero backward pointer, TSAF issues this message after message 021I. TSAF extracts the name and compilation date of the calling module from the eye-catcher.

**System Action:** See message ATS017I.

**Operator Response:** Keep problem information and contact your service representative.



# ATS

**023I**      **VMDUMP ATSCAB***n mm/dd/yy*  
*hh:mm:ss taken*

**Explanation:** A VMDUMP of the entire TSAF virtual machine has been taken. TSAF specified "ATSCAB *mm/dd/yy hh:mm:ss*" as the \*dumpid operand on the VMDUMP command. On the message identifier:

**n = 1**      if the dump was invoked during the first entry to the abend exit  
**n = 2**      if the dump was invoked after ATSCAB2 was entered  
*mm/dd/yy* is the current date  
*hh:mm:ss* is the current time.

**System Action:** See message ATS017I.

**Operator Response:** Keep problem information and contact your service representative.

**075E**      **NON-NUMERIC COUNT**  
**CHARACTER - RETRY**

**Explanation:** The count field has non-numeric characters.

**System Action:** Subcommand terminates.

**User Response:** Correct and reissue the command.

**076E**      **FORMATTED DATA ENTRY**  
**EXCEEDS MAXIMUM SIZE**

**Explanation:** You used either a SCROLL or TRACE subcommand with the FORMAT option, but without the FOR count option, to display a trace entry that is too big to fit on the screen.

**System Action:** CP truncates the displayed entry and terminates the subcommand.

**User Response:** View the entry, by doing the following:

1. Note the address of the entry
2. Issue a TRACE subcommand with the FROM and FOR count options.

**077E**      **CONFLICTING OPERAND -**  
*operand*

**Explanation:** This message occurs when:

- The same option is specified twice in the same command, or
- The function required by the given option is incompatible with a previously specified operand.

**System Action:** Subcommand terminates.

**User Response:** Reissue the command with the operands correctly specified.

**078E**      **OPERAND MISSING OR**  
**INVALID**

**Explanation:** One of the following commands caused an error:

- TRACE subcommand (from module ATSZTR)
  - You specified the SCROLL operand before a TRACE subcommand established a "previous" location.
  - You specified the FOR operand with no count value or an invalid value.
  - You specified the FROM operand with no fromloc value or an invalid value.
  - You used an unknown operand or invalid abbreviation.
- FDISPLAY subcommand (from module ATSZTD)
  - You did not specify parameters on the subcommand.
  - The LINKCTL operand has no parameters.

- You specified an unknown operand or invalid abbreviation.

**System Action:** Subcommand terminates.

**User Response:** Reissue the command with a valid operand.

**079I TRACE TABLE POINTERS INVALID:**  
**START = start END = end**  
**CURRENT = current**

**Explanation:** While trying to display TSAF trace table entries, IPCS found that the TSAF trace table pointers in the dump are invalid. Possible causes of the error are:

- The trace table start address is greater than the trace table end address.
- The current trace table address is outside of the trace table.
- The trace table is not an integer number of pages.
- A "FROM" location was not specified and the trace table pointers are invalid.
- A page needed for trace table wrapping is missing from the dump.
- The data at the end of the table is not a valid trace entry.

**System Action:** If you specified a "FROM" location, then the processing of the subcommand will continue at the "FROM" location. The display will not wrap at the trace table start position, and will stop when one of the following occurs:

- The specified count (or default count, if count was not specified) has been reached.

- The address of the next trace entry to display is less than or equal to zero.
- The address of the next trace entry to display is beyond the end of the dump.

If you did not specify a "FROM" location then the subcommand terminates.

**User Response:** If you did not specify a "FROM" location, determine the location of the trace table, and reissue the TRACE command with a "FROM" location specified. If you did specify a "FROM" location, ignore the message.

**080I "FROM" LOCATION OUTSIDE OF TRACE TABLE RANGE:**  
*fromloc*  
**START = start END = end**  
**CURRENT = current**

**Explanation:** The "FROM" location that you specified on the TRACE subcommand points to a location outside of the trace table, while the trace table pointers appear to be valid.

The CURRENT trace table pointer is adjusted to point to the start of the last entry entered in the trace table. The END trace table pointer is adjusted to the start of the entry nearest the bottom of the trace table. You may use any of the displayed pointer values to return to the trace table.

You can start outside of the trace table and scroll into the trace table. In this case, trace table wrapping will not occur unless you restore wrapping by issuing a TRACE without a FROM operand, or specify a "FROM" location within the trace table.

**System Action:** Processing continues.

**User Response:** Verify the "FROM" location specified on the TRACE

# ATS

subcommand, and the trace table pointers.

- If the "FROM" location is incorrect, reissue the TRACE subcommand with the correct "FROM" location.
- If the trace table pointers are incorrect and the "FROM" location is correct, ignore the message.

## 081E "FROM" LOCATION NOT A VALID TRACE ENTRY: *fromloc*

**Explanation:** The "FROM" location that you specified on the TRACE subcommand does not point to the beginning of a valid trace entry.

**System Action:** Subcommand terminates.

**User Response:** Respond to the message that follows (ATSZTS092I or ATSZTS093I).

## 082E INVALID TRACE ENTRY FOUND AT *addr*

**Explanation:** The data at location *addr* is not a valid TSAF trace entry.

**System Action:** Subcommand terminates.

**User Response:** Respond to the message that follows (ATSZTS092I or ATSZTS093I).

## 083E REQUIRED RESOURCES NOT AVAILABLE

**Explanation:** An error occurred while IPCS was getting work buffers to process the TRACE subcommand.

**System Action:** Subcommand terminates.

**User Response:** None.

## 084I PAGE *xxxxxxx* NOT FOUND IN DUMP

**Explanation:** IPCS determined that the address was to be on a page that does not exist in the dump. Either the TRACE subcommand (module ATSZTS) or the FDISPLAY subcommand (module ATSZTD) may issue this message.

**System Action:** The subcommand will ignore this page and continue processing if possible.

**User Response:** None.

## 085E INVALID TRACE ENTRY FOUND IN CPTRAP FILE

**Explanation:** The current CPTRAP entry being formatted is not a valid TSAF trace entry. This could be caused if part of the entry was not collected by CPTRAP.

**System Action:** The system displays the entry in dump format without any formatting.

**User Response:** None.

## 086E NO TRACE ENTRIES FOUND - *addr*

**Explanation:** The TRACE subcommand did not find any trace entries at the specified address. This is caused by all or a portion of a trace entry being on a page that is not present in the dump.

**System Action:** Subcommand terminates.

**User Response:** Enter a TRACE subcommand with the "FROM" option to return to the trace table.

**087E ATTEMPT TO GO BEYOND STORAGE BOUNDARY**

**Explanation:** You tried to scroll beyond the dump storage boundaries.

**System Action:** Subcommand terminates without displaying any trace entries.

**User Response:** Enter a TRACE subcommand without a SCROLL option.

**088E UNABLE TO LOCATE TRACE TABLE POINTERS**

**Explanation:** One of the following occurred:

- IPCS could not find the pointers in the load map, or the map may be missing or invalid.
- The pointers are on a page that is not present in the dump.

**System Action:** Subcommand terminates and trace table wrapping is disabled.

**User Response:** Enter a TRACE subcommand with the "FROM" option.

**089E UNABLE TO LOCATE GLOBAL CONTROL BLOCK (ATSCGM)**

**Explanation:** IPCS did not find the global control block, ATSCGM. The map may be missing or invalid.

**System Action:** Subcommand terminates.

**User Response:** Use IPCSMAP to append a valid TSAF load map to the dump, and reissue the FDISPLAY subcommand.

**090E UNABLE TO UPDATE THE DUMP WITH THE ABEND PSW AND REGISTER DATA**

**Explanation:** While extracting information from the dump, the TSAF extraction routine detected an error. This error prevented the routine from updating the dump with the PSW and the register information saved when TSAF detected the abend. One of the following caused the error:

- A load map was not appended to the dump (shown by an earlier message).
- The IPCS SVC 199 subcodes did not function properly.

**System Action:** The system stops extracting data from the dump. The system will prompt you for any information that it could not extract from the dump.

**User Response:** Do not rely on the following:

- The register information displayed when you use the register-related subcommands of DUMPSCAN
- The abend PSW and register information displayed when you print the dump using the PRTDUMP facility
- The information in the symptom record.

If possible, determine the location of the following to debug the problem:

- The abend PSW in the dump
- Register information in the dump (if it exists).

You can find the abend PSW and registers by invoking DUMPSCAN to view the file.

If the TSAF and CMS load maps were not appended to the dump then locate the appropriate TSAF and CMS load maps and invoke the IPCSMAP

subcommand to append the load maps to the dump.

Once valid load maps have been appended to the dump, use the MAPN subcommand to locate the pointer to the abend PSW and register data. If the comment on the dump (displayed via the DUMPID subcommand) began with:

ATSCAB1 locate the PABNWA field  
ATSCAB2 locate the PABNWA2 field.

The appropriate field contains the fullword address of the TSAF ABEND work area. The first 16 fullwords of the abend work area contain the general purpose registers. Following the registers is the abend PSW.

**091E DATA FIELD OVERLAPS TRAILER RECORD**

**Explanation:** While using the FORMAT option, IPCS found that a trace entry has a data field length greater than the room for that data field. For example, a data field may contain a length value of five bytes, but only four bytes are available before the start of the trailer record. A storage overlay of the trace table could cause this.

**System Action:** The system displays the data field up to the overlap and displays this message. The system will display the names of any defined data fields that it did not process, along with this message:

EXPECTED DATA NOT IN TRACE ENTRY

Processing continues.

**User Response:** Use the DISPLAY subcommand to check the actual contents of the trace entry.

**092I TRACE ENTRY SEARCH STOPPED AT *addr1* TO SEARCH TO LOWER DUMP ADDRESSES, TRY ADDRESS *addr2* TO SEARCH TO HIGHER DUMP ADDRESSES, TRY {ADDRESS *addr3* | "SCROLL"}**

**Explanation:** This message or message ATSZTS093I will follow message ATSZTS081E and ATSZTS082E. IPCS found an invalid entry, and there are no valid entries between the invalid entry address specified in message ATSZTS081E or ATSZTS082E and the search end address.

**System Action:** Subcommand terminates.

**User Response:** To continue looking for a trace entry, do one of the following:

- Issue the TRACE subcommand with FROM using *addr2* or *addr3*.
- Issue the TRACE subcommand with the SCROLL operand, depending on the information in the message and the direction you wish to search.

*Note:* When searching toward the lower dump addresses by specifying FROM, the search proceeds from the FROM location toward the higher dump addresses. Therefore, the first entry found may not be the entry with the highest address. To view all of the valid entries that may be present, display the possible valid entry, and scroll downward until an invalid trace entry is reached.

**093I POSSIBLE TRACE ENTRY AT *addr* USE THE "FROM" OPERAND TO DISPLAY THE ENTRY**

**Explanation:** This message or message ATSZTS092I will follow message ATSZTS081E and ATSZTS082E. IPCS

found an invalid entry, but found a possible valid entry at the address in the message.

**System Action:** Subcommand terminates.

**User Response:** Issue a TRACE subcommand with the address as the FROM location and a FOR count of 1 to display the entry.

**094I THE POINTER TO THE SPECIFIED STRUCTURE IS ZERO**

**Explanation:** While trying to locate the requested data structure, the FDISPLAY processing modules detected a pointer that contained the value of zero. A zeroed pointer value indicates one of the following:

- The data structure has not been defined.
- The pointer was overlaid.

**System Action:** The subcommand terminates.

**User Response:** Use the DISPLAY and LOCATE subcommands to try to locate and display the data structure.

**095I THE LINK WAS NOT FOUND IN THE LINK-TYPE TABLE**

**Explanation:** You requested a link-type (e.g. BSC or CTCA) on the FDIPSLAY LINKCTL subcommand. However, TSAF could not find the entry related to the link-type in the link-type table. The link-type table definition is necessary to process the FDISPLAY LINKCTL subcommand.

**System Action:** The subcommand terminates.

**User Response:** Use the DISPLAY and LOCATE subcommands to locate and

display the data structure that the FDISPLAY subcommand could not display.

**096I THE DATA STRUCTURE IS EMPTY**

**Explanation:** The FDISPLAY subcommand detected that there are no entries defined in the data structure that FDISPLAY was to display.

**System Action:** The subcommand terminates.

**User Response:** None.

**300T Error during HNDIUCV SET, return code = nnnn**

**Explanation:** TSAF was unable to issue an HNDIUCV SET CMS function during initialization. *nnnn* is the HNDIUCV return code.

**System Action:** TSAF will terminate with abend code ATS300.

**User Response:** Restart TSAF. If this message appears again, contact your system programmer or service representative.

**302T Cannot connect to \*CRM, it is already in use**

**Explanation:** TSAF was unable to connect to the Collection Resource Management (\*CRM) system service because it was already in use by another virtual machine.

**System Action:** TSAF will terminate with abend code ATS302.

**Operator Response:** Determine which virtual machine should be connected to the \*CRM port, and take appropriate action.

**303T      Cannot connect to \*CRM, not authorized**

**Explanation:** The TSAF virtual machine was unable to connect to the Collection Resource Management (\*CRM) system service because it was not authorized in the VM/SP user directory.

**System Action:** TSAF will terminate with abend code ATS303.

**Operator Response:** Make sure you are running TSAF under the correct userid. If it is the correct userid, report the problem to your system programmer. You must check the TSAF virtual machine directory for the correct IUCV authorization (i.e. it must have an "IUCV \*CRM" entry).

partition that the collection has not yet detected.

**System Action:** The TSAF virtual machine will reset its collection management structures and try again to join an appropriate collection.

**Operator Response:** No action is necessary. However, if this happens repeatedly, it may be because there are too many systems trying to join the collection (more than eight systems). Display the collection table at the agent node (the node that this one is trying to join) to determine the current collection size. If the collection already has the maximum number of nodes, then delete the link from this node to the agent to prevent unnecessary repetitions of the attempt to join.

**304T      Error during CMSIUCV CONNECT to \*CRM, return code = nnnn**

**Explanation:** TSAF was unable to issue a CMSIUCV CONNECT CMS function during initialization. *nnnn* is the CMSIUCV return code.

**System Action:** TSAF will terminate with abend code ATS304.

**Operator Response:** Restart TSAF. If this message appears again, contact your system programmer or service representative. Use the CMSIUCV return code to determine what you should do.

**513I      Attempting JOIN with node *nodeid* as the agent**

**Explanation:** This TSAF virtual machine is trying to join a collection by sending a request-to-join message to node *nodeid*. If *nodeid* is not busy (already engaged in a join) it will become the agent for this TSAF virtual machine in the join protocol.

**System Action:** A request-to-join message is sent to *nodeid*.

**Operator Response:** None.

**511W      Completion time expired while attempting a JOIN**

**Explanation:** This TSAF virtual machine was unable to join a collection within the expected time. This happens when several TSAFs are trying to join each other at the same time or when there has been a sharp increase in load coincident with the attempt to join. It can also happen because of a collection

**514W      JOIN aborted because of I-message from node *nodeid***

**Explanation:** Something changed at another TSAF virtual machine in the collection after the join protocol was started here. This is a normal occurrence when several TSAF virtual machines are involved.

**System Action:** The TSAF virtual machine will reset its collection management structures and try again to join an appropriate collection.

**Operator Response:** None.

**515I Join in progress for node *nodeid***

**Explanation:** This collection has begun join processing for node *nodeid*. This message will be sent to the TSAF virtual console for each member of the collection.

**System Action:** This TSAF virtual machine adds *nodeid* to its collection table and schedules the first join synchronization. If it is the agent for *nodeid* it also sends *nodeid* the current collection management structures.

**Operator Response:** None.

**516I Node *nodeid* cannot join, maximum collection size has been reached**

**Explanation:** The collection that *nodeid* is trying to join is at its maximum allowable size.

**System Action:** Node *nodeid* is not allowed to join. The join protocol is aborted.

**Operator Response:** Delete the links between node *nodeid* and the current collection to prevent unnecessary attempts to join.

**518I RESET: collection now has size 1**

**Explanation:** The TSAF virtual machine reset its collection management structures to show it as the only member of its collection. This is a normal occurrence following an unsuccessful attempt to join a collection. It is also one of the stages of initialization. No sessions are interrupted by the reset action. However, new connections cannot be made to remote resources until their collection has been joined.

**System Action:** The TSAF virtual machine will now try to join an appropriate collection by issuing handshake messages on all available links.

**Operator Response:** None.

**520I Synchronization is now NORMAL**

**Explanation:** The logical clocks of the collection are synchronized. This action takes place periodically and at the completion of the join protocol. These messages will be sent to the operator consoles of all members of the collection, including the joiner.

**System Action:** The system adjusts the logical clocks to maintain synchronization.

**Operator Response:** None.

**521I Collection is roughly synchronized**

**Explanation:** This is the first synchronization event of the join protocol. The joining node sets its logical clock as close as possible to the clocks of the collection it is joining. The other nodes send the synchronization messages that will allow it to do this. These messages will be sent to the operator consoles of all members of the collection, including the joiner.

**System Action:** If this TSAF virtual machine is a current member of the collection, it sends a synchronization message to the joiner. If this TSAF virtual machine is the joiner, it has received synchronization messages from a majority of the collection, and can now set its logical clock.

**Operator Response:** None.



**530E Authentication check failed on message from node *nodeid***

**Explanation:** An atomic broadcast message from node *nodeid* did not pass the authentication tests. This happens after an unsuccessful attempt to join. However, if this happens frequently, node *nodeid* may be experiencing some trouble.

**System Action:** The system ignores the message.

**Operator Response:** No action is necessary. However, if many nodes show this message referring to node *nodeid* more than once, then unless the problem corrects itself within a few minutes, restart the TSAF virtual machine on node *nodeid*.

**531E Timeliness check failed on message from node *nodeid***

**Explanation:** An atomic broadcast message from node *nodeid* did not pass the timeliness tests. This happens after an unsuccessful attempt to join. However, if it happens frequently, node *nodeid* may be experiencing some trouble.

**System Action:** The system ignores the message.

**Operator Response:** No action is necessary. However, if many nodes show this message referring to node *nodeid* more than once, then unless the problem corrects itself within a few minutes, restart the TSAF virtual machine on node *nodeid*.

**540I Node *nodeid* deleted from collection**

**Explanation:** The node *nodeid* has been deleted from the collection table of each node in the collection. This happens after a detected partition; the collection management structures of

*nodeid* no longer agree with the rest of the collection or are not available because *nodeid* stopped communicating. If *nodeid* is still communicating, no sessions are broken. As long as all components are still working correctly, the system repairs the problem by the join protocol.

**System Action:** Node *nodeid* is removed from the collection table. The system attempts to rejoin the node using handshake messages.

**Operator Response:** None.

**600S Message with invalid frame type received: *frame-type***

**Explanation:** The routing group has received a frame with a frame-type value that it is not prepared to handle.

**System Action:** The system discards the message and continues processing.

**Operator Response:** Contact your system programmer or service representative.

**601E Frame discarded. Hop-Count limit reached.**

**Explanation:** Upon receiving a frame to forward to another node, the routing group found that the frame exceeds the forwarding limit.

**System Action:** The system discards the frame and continues processing.

**Operator Response:** Contact your system programmer or service representative.

**602E Incompatible release or service level detected on link *vdev***

**Explanation:** The TSAF virtual machines attempting to communicate through link *vdev* are incompatible.

**System Action:** The link *vdev* is deleted from the ATSLINKS file, and you will get message 713I. Further communication on the link is prevented until the problem is fixed.

**Operator Response:** Contact your system programmer.

**603E Duplicate node *nodeid* detected on link *vdev***

**Explanation:** A node with the *nodeid* *nodeid* is already in the collection.

**System Action:** The link *vdev* is deleted from the ATSLINKS file, and you will get message 713I. Further communication on the link is prevented until the problem is fixed.

**Operator Response:** Contact your system administrator so that he can assign a new and unique node id to the node indicated in the message.

**700E Link-Definition table overflow, unable to add the new link *vdev***

**Explanation:** To add the new link, the system must expand the Link Definition Table, but there is not enough storage available to do so.

**System Action:** The system does not accept the defined link.

**Operator Response:** Deleting one or more unneeded links may allow a new one to be added. This condition indicates that the virtual machine is severely short of virtual storage. Whatever is freed by the DELETE command(s) may be exhausted by other

TSAF storage requirements before the ADD command can be issued again. Contact your system programmer to correct this shortage.

**701E Driver rejected the new link *vdev***

**Explanation:** The link driver could not complete the addition of the new link. See the message issued before this for the reason.

**System Action:** The system does not add the specified link.

**Operator Response:** Take action according to the preceding message.

**702E Link unit address *vdev* is not valid**

**Explanation:** The specified virtual device address is not defined for the virtual machine or is not a valid device address, that is, it is not a one, two, or three digit hexadecimal number.

**System Action:** The system does not add the specified link.

**Operator Response:** Correct the command and resubmit it, or have the virtual device attached to this virtual machine as the specified unit address.

**703E Link *vdev* is not a supported link type**

**Explanation:** The device at the specified virtual unit address does not have the required characteristics for a CTCA or BSC link.

**System Action:** The system does not add the specified link.

**Operator Response:** Check that the correct device is attached to the virtual machine, correct the command if necessary, and re-enter the command.

# ATS

**704E**      **Record number nnnnnnnn in ATSLINKS FILE is not valid**

**Explanation:** The record does not have a correctly specified virtual unit address.

**System Action:** The system does not add the link corresponding to the record.

**Operator Response:** Examine the ATSLINKS FILE. Correct the record that is in error.

**705I**      **Link *vdev* went down**

**Explanation:** The link group cannot get a response from the other end of this link. The link device may have a malfunction (in this case, you may have received other messages). Other reasons that you may get this message are a processor went down or the TSAF virtual machine at the other end of the link went down.

**System Action:** The system will try to use the link later.

**Operator Response:** Examine the link state and have it fixed if you discover any malfunctions. If there is no problem with the link itself, check on the status of the neighboring system.

**706W**      **Received an interrupt on unit *vdev*, which is not in the link table**

**Explanation:** An unexpected interrupt was received from the specified virtual device. The link device may have a malfunction.

**System Action:** The system ignores the interrupt.

**Operator Response:** You do not need to take action unless the condition persists. If the condition does persist, notify your system programmer or service representative.

**707I**      **Link *vdev* came up**

**Explanation:** The link group got a response from the other end of this link.

**System Action:** The system will use the new link.

**Operator Response:** None.

**708I**      **An attempt to reset link *vdev* has failed**

**Explanation:** The driver tried to execute a channel program to reset the link device, but the channel program did not complete in the expected way.

**System Action:** The system will try to use the link later.

**Operator Response:** Check the hardware units associated with the link. If you do not find a problem, contact your system programmer or service representative.

**710E**      **Unable to allocate control block for link *vdev***

**Explanation:** To add the new link the system must allocate a Link Control Block, but there is not enough storage available to do so.

**System Action:** The system does not add the specified link.

**Operator Response:** Deleting one or more unneeded links may allow a new one to be added. This condition indicates that the virtual machine is severely short of virtual storage. Whatever is freed by the DELETE command(s) may be exhausted by other TSAF storage requirements before the ADD command can be issued again. Contact your system programmer to correct this shortage.

**711E Unable to allocate I/O buffer for the link *vdev***

**Explanation:** The attempt to add the link failed.

**System Action:** The system does not add the specified link.

**Operator Response:** Deleting an unneeded link to allow a new one to be added would not work in this case. This condition indicates that the virtual machine is severely short of virtual storage. Contact your system programmer to correct this shortage.

**712E Link unit address *vdev* is a duplicate**

**Explanation:** A link that uses this virtual unit address has already been added.

**System Action:** The system does not add the link.

**Operator Response:** Delete the other link, or correct the command and re-enter it.

**713I Link *vdev* deleted**

**Explanation:** The link that you specified has been deleted.

**System Action:** The system deletes the link.

**Operator Response:** None

**715E Failed to add the definition of link *vdev* to ATSLINKS FILE A1. Return code from FSWRITE was *nnnn*.**

**Explanation:** The system could not modify the definition file, ATSLINKS FILE, as specified by the ADD LINK command.

**System Action:** The system continues operation, and will use the defined link, despite the error. However, TSAF will not automatically use the link the next time TSAF starts.

**Operator Response:** Contact your system programmer. You will have to add the new link's definition manually to ATSLINKS FILE A1.

**716E Driver rejected the request to delete link *vdev***

**Explanation:** An internal TSAF or CMS error occurred, which prevented TSAF from removing the unit as an active link.

**System Action:** The system does not accept the delete request.

**Operator Response:** Retry the command. If the retry does not work, inform the system programmer. The link's definition can later be deleted from the file ATSLINKS FILE manually. If the link must be removed immediately, detach it from the virtual machine. Then, when you stop TSAF, edit ATSLINKS FILE to remove the link, and restart TSAF.

**717E Unable to retrieve sense bits from unit *vdev*, CSW is *csw***

**Explanation:** Following an I/O error, the link driver tried to issue a Sense I/O channel command to the link device. However, the link driver did not get the expected sense bits.

**System Action:** The system continues operation, but the TSAF virtual machines may partition the collection since the link may not be usable.

**Operator Response:** Contact your system programmer or service representative.

# ATS

718E	<b>Severe I/O error on unit <i>vdev</i>, CSW is <i>csw</i></b>	some sort of file recovery (e.g. restore from a backup).
	<b>Explanation:</b> The link drive encountered a severe I/O error on the specified virtual device. The system displays the Channel Status Word, indicating the error.	721E <b>Failed to delete the definition of link <i>vdev</i> from ATSLINKS FILE A1. Return code from FSWRITE was <i>nnnn</i></b>
	<b>System Action:</b> The system continues operation, but the TSAF virtual machines may partition the collection since the link may not be usable.	<b>Explanation:</b> While trying to do a deletion, a write error occurred on the file that TSAF uses to permanently record link definitions.
	<b>Operator Response:</b> Contact your system programmer or service representative.	<b>System Action:</b> The system continues operation. The system will not use the defined link, despite the error.
719W	<b>ATSLINKS FILE not found</b>	<b>Operator Response:</b> Contact your system programmer. You must eventually delete the file or perform some sort of file recovery (e.g. restore from a backup).
	<b>Explanation:</b> The file that TSAF uses to permanently record link definitions does not exist on the virtual machines's A-disk.	722I <b>No links are defined</b>
	<b>System Action:</b> The system continues operation, but no link definitions exist.	<b>Explanation:</b> This is a response to the TSAF QUERY LINK command.
	<b>Operator Response:</b> If this is not an expected condition, contact your system programmer. The TSAF virtual machine may be missing the appropriate LINKS and ACCESSES.	<b>System Action:</b> None. <b>Operator Response:</b> None.
720E	<b>Failed to delete the definition of link <i>vdev</i> from ATSLINKS FILE A1. Return code from FSREAD was <i>nnnn</i>.</b>	723E <b>Link <i>vdev</i> not found</b>
	<b>Explanation:</b> While trying to do a deletion, a read error occurred on the file that TSAF uses to permanently record link definitions.	<b>Explanation:</b> This is a response to a TSAF QUERY or DELETE command.
	<b>System Action:</b> The system continues operation. The system will not use the defined link, despite the error.	<b>System Action:</b> None. <b>Operator Response:</b> None.
	<b>Operator Response:</b> Contact your system programmer. You must eventually delete the file or perform	724I <b>Link <i>vdev</i> added</b>
		<b>Explanation:</b> This is a response to the TSAF ADD LINK command.
		<b>System Action:</b> The system will now try to use this link.
		<b>Operator Response:</b> None.

**794I Sense bits are 'xx'X**

**Explanation:** An I/O error on the link caused the link driver to do a Sense I/O to the device.

**System Action:** The system will try the I/O again later.

**Operator Response:** Contact your system programmer.

**795I Retry limit exceeded on unit *vdev***

**Explanation:** An I/O error occurred on the device and the I/O was retried without success.

**System Action:** The system will try the I/O again later.

**Operator Response:** Contact your system programmer.

**796I Bad I/O completion on unit *vdev*, CSW is *csw***

**Explanation:** The link driver did not get the expected result.

**System Action:** The system will try another I/O operation some time later.

**Operator Response:** Contact your system programmer.

**797I Unit-check indicated on unit *vdev***

**Explanation:** The CSW indicated a unit check on the specified device.

**System Action:** The system will try another I/O operation later.

**Operator Response:** Contact your system programmer.

**798W Unexpected CSW (*csw*) for unit *vdev***

**Explanation:** The specified CSW was not expected as a result of the last I/O operation.

**System Action:** The system will try another I/O operation later.

**Operator Response:** Contact your system programmer.

**799I Unit *vdev* is not operational**

**Explanation:** You will get this message in response to one of the following:

- The TSAF ADD LINK command
- Any time that TSAF receives a "not operational" indication on an I/O operation to the specified virtual device.

**System Action:** The system will try another I/O operation later.

**Operator Response:** Check to see that the device is properly connected to the system. If all connections are correct and the system programmer verifies that the CP system generation is correct, then the device needs to be repaired.

**888T Unable to obtain storage for *structure***

**Explanation:** The TSAF module that issued the message has issued a request to CMS to get storage for the specified structure, *structure*. CMS diagnosed an error on the request. The problem may have occurred because the TSAF virtual machine had insufficient virtual storage.

**System Action:** TSAF will abend with code ATS888.

**Operator Response:** Provide more storage for the TSAF virtual machine,

# ATS

and restart TSAF. If it fails again, contact your system programmer or service representative.

**890T**      **Unable to release storage for  
structure**

**Explanation:** The TSAF module that issued the message has issued a request to return to CMS the storage for the specified structure. CMS diagnosed an error on that request.

**System Action:** TSAF willabend with code ATS890.

**Operator Response:** Keep the problem information and contact your system programmer or service representative.

**999T**      **TSAF system error.**

**Explanation:** The TSAF module that issued this message encountered a condition that should not have occurred.

**System Action:** TSAF willabend with code ATS999.

**Operator Response:** Contact your system programmer or service representative.

## Other Messages

### CMS EDIT Messages

The following messages are issued by the CMS Editor in response to the EDIT command and its subcommands:

**nnn LINE(S) CHANGED ff, nnn LINE(S) TRUNCATED“**

**Explanation:** A CHANGE subcommand caused nnn lines to be changed and/or nnn lines to be truncated.

**\_SAVED**

**Explanation:** An automatic save (AUTOSAVE) was just performed on the file currently being edited.

**AVAILABLE STORAGE IS NOW FULL**

**Explanation:** The size of the file cannot be increased. Any attempt to add lines produces the message NO ROOM. Other commands are unaffected. Use the FILE subcommand to store what you have already edited on disk. To continue editing, you may temporarily increase the size of your virtual machine by issuing the CP command DEFINE, or split the file into two smaller ones.

**EDIT:**

**Explanation:** This message indicates entry to edit mode. During initialization, if the file identification specified in the EDIT command is found on disk, this is the first response; otherwise, the file is new and the message NEW FILE: precedes the message EDIT:. This message is also displayed:

- When you enter a null line in edit mode.
- When you return from CMS subset to edit mode.
- If verification is on when you enter a null line in input mode.
- If verification is on when a SAVE subcommand completes execution.



## Other Messages

### END ZONE SET TO 72

**Explanation:** The SERIAL subcommand was issued when the zone setting was within the serialization field. The end zone is reset to column 72.

### EOF:

**Explanation:** The line pointer is positioned after the bottom line of the file or, if the file is empty, after the null line at the top of the file (subject to the setting of the VERIFY subcommand).

### EOF REACHED

**Explanation:** The number of lines beyond the starting line specified in a GETFILE subcommand exceeded the end of the indicated file. The lines from the starting line to the end of the file were inserted in the file. When verification is on, the last line inserted is displayed at the terminal.

### FILE IS EMPTY

**Explanation:** An attempt to SAVE or AUTOSAVE a null file was detected. If the subcommand was FILE, the Editor exits and is erased; if it was SAVE or AUTOSAVE, control returns to edit mode. In either case, the file is not stored on your disk.

### FILE NOT FOUND

**Explanation:** The file identification specified in a GETFILE subcommand was not found on an auxiliary storage device.

### GETFILE IS INCOMPLETE

**Explanation:** The available storage was exceeded while attempting to execute a GETFILE subcommand. The last line inserted into the file is displayed at the terminal.

### GIVEN STARTING LINE IS BEYOND EOF

**Explanation:** The starting line specified in a GETFILE subcommand points beyond the last line of the indicated file.

### INPUT:

**Explanation:** Indicates entry to input mode; lines entered at the terminal become part of the file.

### INVALID LINE NUMBER REFERENCE IN STMNT nnnnn

**Explanation:** This message occurs for VSBASIC files only. The line number referenced in statement nnnnn is invalid (not numeric). The old line number is nnnnn. The RENUM subcommand is terminated by the Editor without renumbering the file. To continue, correct statement nnnnn and reissue the subcommand.

### INVALID SYNTAX IN STMNT nnnnn

**Explanation:** This message occurs with VSBASIC files only. RENUM cannot convert the line number operand in statement nnnnn because of incorrect language usage. The old line number is nnnnn. The RENUM subcommand is terminated by the Editor. To continue, correct the statement in line nnnnn and reissue the command.

### INVALID \$name PARAMETER LIST

**Explanation:** The indicated edit macro was invoked with one or more errors in the subcommand line.

### LINE xxxxx REFERENCED IN STMNT nnnnn, NOT FOUND

**Explanation:** This message occurs for VSBASIC files only. The line number specified as an operand in statement nnnnn was not found. The old line number is nnnnn. The RENUM subcommand is terminated by the Editor. To continue, correct the line number operand xxxxx in statement nnnnn and reissue the command.

### MAXIMUM LINE NUMBER EXCEEDED

**Explanation:** The RENUM subcommand specified values for "strtno" and "incrn" that would result in a line number that exceeds 99999 for VSBASIC files or 99999999 for FREEFOT files. The RENUM subcommand is terminated by the Editor. To continue, reissue RENUM with proper strtno and incrn values.

This message is also issued for other serialized files if the line number exceeds 99999. The file must be reserialized.

### NEW FILE:

**Explanation:** The message is issued during Editor initialization if the file identified in the EDIT command is not found on the specified disk. If no filemode was specified with the EDIT command, CMS searches only the A-disk and its extensions.

## Other Messages

### NO LINES MOVED

**Explanation:** The edit macro \$MOVE was invoked with number of lines to be moved equal to 0.

### NO ROOM

**Explanation:** An attempt to enter additional lines to a file was detected after the message AVAILABLE STORAGE IS NOW FULL was displayed. Any stacked lines are cleared to avoid multiple error messages or improper subcommand execution sequences. Use the FILE subcommand to store what you have edited so far on disk. To continue editing, you must either split the file into two smaller files or temporarily increase the storage size of your virtual machine via the CP DEFINE STORAGE command. The maximum virtual storage permitted is determined by the MSTOR value in your directory entry.

### NON-NUMERIC CHARACTER IN LINE NUMBER COLUMNS

**Explanation:** A nonnumeric character was found in the columns reserved for line numbers. The line pointer identifies the line in error. You should correct or delete the line in error.

### NOT FOUND

**Explanation:** The search operand specified in the ALTER, CHANGE, FIND, or LOCATE subcommand was not encountered in the delimited range (current ZONE setting), or before the end of the file was reached.

### OVERFLOW AT STATEMENT nnnnn

**Explanation:** This message occurs with VSBASIC files only. The conversion of the line number operand in statement nnnnn would produce a record exceeding the logical record length. The old line number is nnnnn. The RENUM subcommand is terminated by the Editor; to continue, correct the statement at old line number nnnnn and reissue the subcommand.

### READ ERROR - GETFILE IS INCOMPLETE

**Explanation:** An unrecoverable error was encountered during the execution of a GETFILE subcommand. The last line inserted into the file is displayed at the terminal.

### RECORD LENGTH OF FILE TOO LARGE

**Explanation:** The file identification of a GETFILE subcommand indicates a file with a record length greater than the file being edited. The GETFILE subcommand is not executed.

### RENUM MODULE NOT FOUND

**Explanation:** The RENUM subcommand requires that there be a RENUM module on the system disk. The RENUM subcommand is terminated by the Editor. Your installation system programmer must place the RENUM module on the system disk.

### RENUMBER LINES

**Explanation:**

1. The line number prompter cannot proceed because there are no more numbers between the current line number and the line number of the next line already in the file (that is, they differ by one). In LINEMODE RIGHT, the user can turn LINEMODE OFF, issue a SERIAL subcommand, SAVE the file on disk (reserializing it), and finally turn LINEMODE RIGHT on and continue with the editing session.
2. The next line number, 100000000 or 100000, is too large.
3. If you are editing a VSBASIC or FREEFORTH file, you can use the RENUM subcommand to renumber your file.

### RESERIALIZATION SUPPRESSED

**Explanation:** Reserialization on a SAVE, AUTOSAVE, or FILE subcommand is suppressed when LINEMODE RIGHT is set so that the numbers used during the editing session are retained. To reserialize, repeat the SAVE, AUTOSAVE, or FILE with LINEMODE OFF set.

### SAVED (See “\_SAVED”.) SERIALIZATION IS INCOMPLETE

**Explanation:** During the execution of a SAVE, AUTOSAVE, or FILE subcommand that is serializing a file, the disk becomes full before the last line is written. The partial file is erased and the user is notified of the condition.

## Other Messages

### SET NEW FILEMODE, OR ENTER CMS SUBSET AND CLEAR SOME SPACE

**Explanation:** During the execution of a SAVE, RENUM, AUTOSAVE, or FILE subcommand, the disk becomes full before writing the last line of the file. The Editor erases the partial file. To continue, either (1) alter the destination of the edit file with the FMODE subcommand, or (2) enter CMS subset and erase unneeded files to make more room available.

### SET NEW FILEMODE AND RETRY

**Explanation:** An attempt was made to SAVE, AUTOSAVE, or FILE a file on a disk that is read-only or not accessed. You may reissue the subcommand specifying the filemode of a read/write disk; or, if you do not have a read/write disk active, you may enter the CMS subset environment by issuing the subcommand CMS, then issue the ACCESS command to gain access to a disk in read/write status, and then return to the edit environment by issuing the RETURN command.

If you are using a VSBASIC file and issued a RENUM subcommand, you must access the disk you specified in read/write status for the subcommand to operate. The RENUM subcommand is terminated by the Editor without renumbering the file. To continue, use the FMODE subcommand to direct the file to a read/write disk and reissue the RENUM subcommand.

This message is also issued if you use FMODE subcommand specifying an access-mode letter not in the range A-G, S, Y, or Z, or an access-mode number that is greater than 5.

### SET NEW FILENAME AND RETRY

**Explanation:** During the execution of a SAVE, AUTOSAVE, or FILE subcommand, an error occurred while altering the name of the CMS work file. You can now start recovery procedures, since the Editor returns to edit mode. The work file remains. It should be erased, and a different file identification for a subsequent SAVE, AUTOSAVE, or FILE subcommand should be specified.

### STACKED LINES CLEARED

**Explanation:** Multiple subcommands were detected after a failure to increase the file size when the Editor had indicated NO ROOM. This message is also displayed when an abnormal exit from edit mode occurs (to preserve the CMS command environment from stacked EDIT subcommands), or when an error is encountered in executing an edit macro.

### STACKED LINES CLEARED BY \$name

**Explanation:** When the named edit macro (such as \$MOVE) is invoked, any stacked lines are cleared by the macro before its execution. This message also occurs when an edit macro is issued when the current line pointer is at the top of the file or the end of the file. When an edit macro is issued with the current line pointer at any other point in the file, the message does not occur unless lines are stacked in the console stack.

### STRING NOT FOUND, NO DELETIONS MADE

**Explanation:** The specified character string has not been found by the end of the file. No deletions have been made, and the current line pointer remains unchanged.

### TOF:

**Explanation:** The current line pointer is positioned at the null line at the top of the file. This message appears either after the TOP subcommand has been issued or after any other EDIT subcommand has positioned the line pointer at the null line at the beginning of the file.

### TOO MANY LINES TO MOVE

**Explanation:** The \$MOVE edit macro was invoked with the number of lines to be moved greater than 25.

### TOO MANY LINES TO STACK

**Explanation:** During initialization, the parameter of the STACK subcommand implies a storage requirement in excess of that reserved for the execution of the subcommand. The limit is 25 lines.

### TRUNC SET TO 72

**Explanation:** The SERIAL subcommand was issued and the truncation column was set within the serialization field. The truncation column is reset to column 72.

### TRUNCATED

**Explanation:** The current line has exceeded the truncation column. If verification is on, the truncated line is displayed, followed by the message INPUT: (if in input mode).

## Other Messages

### WRONG FILE FORMAT FOR LINEMODE RIGHT

**Explanation:** The LINEMODE RIGHT option is not compatible with variable-length files or files that have a fixed record length other than 80.

### WRONG FILE FORMAT FOR RENUM

**Explanation:** The filetype of the file you are editing is not VSBASIC or FREEFORT, or the Editor detected an invalid line number. For VSBASIC files, the line number must be the first five characters of the record. For FREEFORT files, the line number must be the first eight characters of the record. The RENUM subcommand is terminated by the Editor without renumbering the file. To continue, correct the line number or filetype and reissue the RENUM subcommand.

### WRONG FILE FORMAT FOR SERIALIZATION

**Explanation:** The SERIAL subcommand was issued for a variable-length file or for a file that does not have a fixed record length of 80.

### ZONE ERROR

**Explanation:** The string specified in a CHANGE subcommand is too long for the current zone specification. The file is not changed.

⌈

**Explanation:** Same as ?EDIT:, but the input line is not displayed because the SHORT subcommand is in effect.

⌈\$

**Explanation:** Same as ?EDIT:, but is displayed when an invalid edit macro is issued and the SHORT subcommand is in effect.

### ?EDIT:

**Explanation:** An unrecognizable EDIT subcommand or invalid subcommand operand was encountered. The input line is displayed for inspection. This form is used if the LONG subcommand is in effect.

### DMSBWR170S DISK 'mode (vaddr)' IS FULL

**Explanation:** CMS issues this message if the output disk becomes full during execution of a FILE, SAVE, RENUM, or AUTOSAVE subcommand becomes full. The subcommand is terminated by the Editor, erases the work file (which is incomplete), and requests the user to specify a new filemode or make more room on the disk.

## DEBUG Messages

The following error messages are issued in the DEBUG environment by DEBUG subcommands:

### INCORRECT DEBUG EXIT

**Explanation:** For the GO subcommand, this message indicates that the subcommand was issued without an operand, but an operand was required because the debug environment was entered by issuing the DEBUG command.

For the RETURN subcommand, this message indicates that RETURN was not the proper subcommand to use, because the debug environment was entered due to a breakpoint, a program or external interrupt, or an unrecoverable error. To exit from the debug environment under these circumstances, issue the GO subcommand (no operand is necessary).

**Issued by:** GO, RETURN

### INVALID OPERAND

**Explanation:** For the BREAK subcommand, this message indicates that the breakpoint identification number specified in the first operand is not a decimal number between 0 and 15 inclusive, or the second operand cannot be located in the debug symbol table and is not a valid hexadecimal number. If the second operand is intended to be a symbol, a DEFINE subcommand must have been previously issued for that symbol; if not, the operand must be a valid hexadecimal storage location.

For the DEFINE subcommand, this message indicates that the name specified in the first operand contains all numeric characters, the second operand is not a valid hexadecimal number, or the third operand is not a decimal number between 1 and 56 inclusive.

For the DUMP subcommand, this message is issued if the address specified by the second operand is less than that specified by the first operand, or if the first or second operands cannot be located in the debug symbol table and are not valid hexadecimal numbers. If either operand is intended to be a symbol, a DEFINE subcommand must



## Other Messages

previously have been issued for that symbol; if not, the operand must specify a valid hexadecimal location.

For the GO or ORIGIN subcommand, a specified operand cannot be located in the debug symbol table and is not a valid hexadecimal number. If the operand is intended to be a symbol, a DEFINE subcommand must have been previously issued for that symbol; if not, the operand must specify a valid hexadecimal location.

For the GPR subcommand, the operand(s) specified are not decimal numbers between 0 and 15 inclusive, or the second operand is less than the first.

For the SET subcommand, the first operand is not CAW, CSW, PSW, or GPR, or the first operand is GPR and the second operand is not a decimal number between 0 and 15 inclusive, or one or more of the hexinfo operands does not contain hexadecimal information.

For the STORE subcommand, the first operand cannot be located in the debug symbol table and is not a valid hexadecimal number, or the information specified in the second, third, or fourth operands is not in hexadecimal format. If the first operand is intended to be a symbol, a DEFINE subcommand must have been previously issued for that symbol; if not, the operand must specify a valid hexadecimal storage location.

For the X subcommand, the first operand cannot be located in the debug symbol table and is not a valid hexadecimal number, or the second operand is not a decimal number between 1 and 56 inclusive. If the first operand is intended to be a symbol, it must have been defined in a previous DEFINE subcommand; otherwise, the operand must specify a valid hexadecimal number.

**Issued by:** BREAK, DEFINE, DUMP, GO, GPR, ORIGIN, SET, STORE, X

### INVALID STORAGE ADDRESS

**Explanation:** For the DEFINE, DUMP, GO, STORE, or X subcommand, the sum of the current origin and the hexadecimal location specified in the subcommand is greater than the user's virtual storage size. If the current origin size is unknown, reset it to the desired value by issuing the ORIGIN subcommand, and then reissue the subcommand.

For the GO subcommand, this message may also indicate that the address at which execution is to begin is not on a halfword boundary (indicating that an operation code is not located at that address).

For the ORIGIN subcommand, the address specified is greater than the user's virtual storage size.

**Issued by:** DEFINE, DUMP, GO, ORIGIN

### INVALID STORAGE REFERENCE

**Explanation:** The location indicated by the second operand is uneven (not on a halfword boundary) or the sum of the second operand and the current origin value is greater than the user's virtual storage size. If the current origin value is unknown, it may be reset to the desired value by issuing the ORIGIN subcommand.

**Issued by:** BREAK

### MISSING OPERAND

**Explanation:** The user did not enter the minimum number of operands required by the subcommand.

**Issued by:** BREAK, DEFINE, GPR, ORIGIN, SET, STORE, X

### TOO MANY OPERANDS

**Explanation:** The user entered more operands than the subcommand required.

**Issued by:** BREAK, CAW, CSW, DEFINE, GO, GPR, ORIGIN, HX, PSW, RETURN, SET, STORE, X

### 16 SYMBOLS ALREADY DEFINED

**Explanation:** The debug symbol table is full and no new symbols can be defined until the current definitions are cleared by obtaining a new copy of CMS. However, an existing symbol can be assigned to a new storage location by issuing another DEFINE subcommand for that symbol.

**Issued by:** DEFINE

## Other Messages

### CMS EXEC Messages

The CMS EXEC interpreter generates two error messages, the descriptions of which are found in the “Conversational Monitor System (CMS) Messages” section.

**DMSEXC001E NO FILENAME SPECIFIED**

**DMSEXT072E ERROR IN EXEC FILE ‘fn’, LINE nnn - message**

### EXEC 2 Messages

The EXEC 2 interpreter generates three error messages, the descriptions of which are found in the “Conversational Monitor System (CMS) Messages” section.

**DMSEXE085E ERROR IN fn ft fm, LINE nnn -message**

**DMSEXE175E INVALID EXEC COMMAND**

**DMSEXE255T INSUFFICIENT STORAGE FOR EXEC INTERPRETER**

### System Product Interpreter Messages

The System Product Interpreter generates messages DMSREX449E through DMSREX492E in the CMS environment, and CSIREX449E through CSIREX492E in the GCS environment. Descriptions of these messages are found in the “Conversational Monitor System (CMS) Messages” and “Group Control System (GCS)” sections, respectively.

## Summary of Changes

To obtain editions of this publication that pertain to earlier releases of VM/SP, you must order using the pseudo number assigned to the specific edition. For:

- Release 4, order ST00-1579
- Release 3, order ST00-1353
- Release 2, order SQ19-6204
- Release 1, order ST19-6204

## Summary of Changes to SC19-6204-4 for VM/SP Release 5

### Addition of messages from new VM/SP components

#### *Transparent Services Access Facility (TSAF)*

TSAF is a new component of VM/SP for Release 5. This is a facility that lets users connect to and communicate with local or remote virtual machines within a group of systems. With TSAF, a user can connect to a program by specifying a name that the program has made known, instead of specifying a userid and nodeid.

All messages that TSAF generates are now contained in this publication. These messages have an ATS prefix, and they are documented in mixed case with variables in italics.

In addition, this manual contains all TSAF abnormal termination (abend) codes.

### Other Additions and Enhancements

#### *Parsing Facility*

The CMS parsing facility is a new enhancement for Release 5. This facility parses and translates command name arguments. It is important to National Language Support (NLS) because it lets users enter commands in their own national language.

A user defines command syntax in a special language, the Definition Language for Command Syntax (DLCS). The parsing facility parses a specified command by checking whether command arguments are specified according to the DLCS definition for that command.

Defining command syntax in a DLCS file and using the parsing facility has the following advantages:

- Syntax checking is unnecessary in programs.

- Users can invoke programs in their own national language by modifying the DLCS file.

All messages that the parsing facility generates are now contained in this publication. These messages have a DMS prefix and are documented in mixed case with variables in italics.

### ***CMS Session Services***

CMS Session Services is a new enhancement to VM/SP for Release 5. This enhancement provides the end user with window and virtual screen functions. When the command SET FULLSCREEN ON is issued, CMS is in full-screen mode and appears in a window. This allows a user to enter commands from anywhere on the physical screen, scroll through data and log data into files. The user can view messages and other information through windows on the physical screen.

All messages that CMS Session Services generates are now contained in this publication. These messages have a DMS prefix and are documented in mixed case with variables in italics.

### ***Enhanced Connectivity Facilities on VM/SP***

Enhanced Connectivity Facilities on VM/SP is a new component for VM/SP Release 5. It is also part of a set of programs that make up IBM System/370 to IBM Personal Computer Enhanced Connectivity Facilities.

This component provides a means for VM/SP to communicate with work stations (for example, IBM Personal Computers) and a programming interface called the Server-Requester Programming Interface.

All messages that IBM System/370 to IBM Personal Computer Enhanced Connectivity Facilities generates are now contained in this publication. These messages have a DMS prefix and are documented in mixed case with variables in italics.

### ***Installation Messages***

The messages that were in the back of the Release 4 VM/SP *Installation Guide*, SC24-5237 have been incorporated into this publication for this release.

### ***National Language Support (NLS)***

Most of the messages are now documented in mixed case. Variables in these messages are denoted by italics.

### ***Miscellaneous***

Minor usability, editorial, and technical changes have been made throughout this publication.

# Summary of Changes to SC19-6204-3 for VM/SP Release 4

## Split of this Publication

The four message cross-reference listings are now contained in a new VM/SP Release 4 publication *System Messages Cross-Reference*, SC24-5264. These cross-references are:

- Command-to-Message Cross-Reference (formerly Appendix A)
- Message Summary Alphabetically by Message Identifier (formerly Appendix B)
- Message-to-Module Cross-Reference (Appendix C)
- Message text-to-Message Identifier Cross-Reference (formerly Appendix D).

## Addition of messages from new VM/SP components

### *Interactive Problem Control System (IPCS)*

IPCS is a new component of VM/SP for Release 4. This component provides VM/SP users with an interactive, online facility for diagnosing and reporting software failures and for managing problem information and status.

All messages that IPCS generates are now contained in this publication. These messages have a DMM prefix, and they are documented in upper case (variables in lower case).

### *Group Control System (GCS)*

GCS is also a new component of VM/SP for Release 4. This component is a virtual machine supervisor. Like CMS, GCS depends on CP for reliability and availability. However, unlike CMS, GCS provides a multitasking environment, whereas CMS supports an execution environment for only one task at a time.

All messages that GCS generates are now contained in this publication. These messages have a CSI prefix, and they are documented in mixed case (variables in italics).

## Other Additions and Enhancements

### *Stand-Alone Dump Facility Wait State Codes*

The stand-alone dump facility is an enhancement to VM/SP serviceability. This facility is necessary to dump real storage when VM/SP cannot create a CPabend dump. The wait state codes provide a communication path from the stand-alone dump facility to the user.

### *Case of CMS Messages*

Many CMS messages are now documented in mixed case. Variables in these messages are denoted by italics.

Messages generated in the following command environments are mixed case: XEDIT, FILELIST, RDRLIST, MACLIST, SENDFILE, and NOTE.

In addition, messages generated in the following commands are mixed case: EXECDROP, EXECIO, EXECLOAD, EXECMAP, EXECSTAT, EXECUTE, EXPAND, PEEK, RECEIVE, and TELL.

#### ***Message Variable Improvement***

Several message variables have been changed, added, or deleted. The variables are now more consistent, and they better describe the information that will replace them.

#### ***Miscellaneous***

“VM/SP Restrictions,” formerly Appendix E in *VM/SP System Messages and Codes*, is contained in Appendix D of *VM/SP Planning Guide and Reference*, SC19-6201.

Minor usability, editorial, and technical changes have been made throughout this publication.

## **Summary of Changes to SC19-6204-2 for VM/SP Release 3**

#### ***PER Command***

The PER command allows monitoring of certain events in the user's virtual machine as they occur during program execution.

#### ***CMS Performance Enhancements***

The CMS performance enhancements include: LISTFILE and RENAME migration, reduction of the SCBLOCK look-aside buffer, removal of the CMSSEG segment, and an enhancement to the GLOBALV command.

#### ***SQL/DS Support***

CP and CMS changes and enhancements have been included in VM/SP Release 3 to allow SQL/DS to operate on VM/SP without either a guest VSE operating system or VSE/VSAM. These enhancements are provided in a general manner so that other applications may take advantage of them.

#### ***Nucleus Reduction***

The CP resident nucleus has been modified by:

- making all or part of selected resident modules pageable
- constructing new modules from portions of selected resident modules so that you can delete current modules from the loadlist
- eliminating duplicate code in selected resident modules
- conditionally assembling AP/MP-only code.

#### ***CATCHEK Support***

CATCHECK is a new CMS command. The CATCHECK command allows the CMS VSAM user (with or without DOS set ON) to invoke the VSE/VSAM Catalog Check Service Aid to verify a complete catalog structure. CATCHECK produces a print file containing the catalog analysis.

#### ***DMSDOS Split***

The DMSDOS module receives initial control on all VSE SVC invocations. Several SVCs have been split from the DMSDOS module and eleven new modules were created, all residing in the CMSDOS discontinuous shared segment (DCSS). This was done to improve serviceability and maintainability. DMSDOS invokes the appropriate processing routines, and control returns to DMSDOS upon completion.

VM/SP Release 3 supports a new operand for SVC107, PCEXIT, which returns the pcexit routine address and save area in register 0 and register 1, respectively.

Also, CMS/DOS now simulates the VSE IDUMP macro. When a program product issues the VSE IDUMP macro, a dump is generated and sent to a virtual printer.

### ***Assembler Language VSAM Support***

CMS supports VSAM macros for use in CMS programs. All of the VSE/VSAM macros and their options and a subset of the OS/VSAM macros are supported by CMS.

### ***System Product Interpreter Support***

The System Product Interpreter is an interpretive command and macro processor. It may help you increase productivity with the creation and execution of EXEC-type command procedures and programs. Its functions are easy to learn and are written in a high-level language, known as the Restructured Extended Executor (REXX) language.

### ***Programmable Operator Facility Enhancements***

Several enhancements have been added to the Programmable Operator Facility. Among them are:

- message routing with nicknames
- availability enhancements
- enhanced text comparison
- EXEC action routines
- enhancements to message recording and error handling (logging).

### ***Enhancements to the System Product Editor***

Enhancements to the System Product Editor provide new or improved support in the following areas:

- color and extended highlighting
- prefix macros
- selective line editing
- screen layout control, including vertical screen split
- PF key changes
- several new functions
- modifications to miscellaneous existing functions.

### ***3088 Multisystem Communications Unit Support***

The 3088 Multisystem Communications Unit interconnects multiple systems using block multiplexer channels. The 3088 uses an unshared subchannel for each unique address and is fully compatible with existing channel-to-channel adapter protocol.

### ***Printer and Tape Support***

VM/SP Release 3 includes support for the following printer and tape devices:



- 3262 Printer, Model 5
- 3800 Printing Subsystem Models 3 and 8
- 4245 Line Printer
- 4250 Printer
- 3430 Magnetic Tape Subsystem.

***Miscellaneous***

Various minor technical and editorial changes have been made throughout this publication.

# Glossary of Terms and Abbreviations

This section explains or defines the terms, acronyms, and abbreviations that appear in this manual. For a complete list of terms used in VM/SP refer to the *VM/SP Library Guide, Glossary, and Master Index*, GC19-6207. You may also want to refer to the *IBM Vocabulary for Data Processing, Telecommunications, and Office Systems*, GC20-1699.

## A

**ACF/VTAM Version 3.** Refers to ACF/VTAM Version 3 for VM/SP, Program No. 5664-280, unless otherwise noted.

## F

**FB-512.** The 3310 and the 3370 Direct Access Storage Devices.

## G

**GAM/SP.** The IBM Graphic Access Method/System Product, Program No. 5668-978.

## 2

**270x.** The IBM 2701, 2702, and 2703 Transmission Control Units or the Integrated Communications Adapter (ICA) on the System/370, Model 135.

## 3

**3088.** The 3088 Multisystem Communications Unit (MCU) Models 1 and 2.

**3270.** Refers to a series of display devices that are supported as VM/SP terminal display stations. A specific device type is used only when a distinction is required between device types.

The use of display terminals applies only to VM/SP system consoles used in display mode.

Information pertaining to the IBM 3284 or IBM 3286 printers includes any printers used for the display terminal copy function unless otherwise noted.

**3330.** The IBM 3330 Disk Storage, Models 1, 2, or 11; the IBM 3333 Disk Storage and Control, Models 1 or 11; and the IBM 3350 Direct Access Storage operating in 3330/3333 Model 1 or 3330/3333 Model 11 compatibility mode.

**3370.** The IBM 3370 Direct Access Storage Models A1, A2, B1, and B2.

**3375.** The IBM 3375 Direct Access Storage Device.

**3422.** The IBM 3422 Magnetic Tape Subsystem.

**3480.** The IBM 3480 Magnetic Tape Subsystem.

**370x.** The IBM 3704 and IBM 3705 Communications Controllers.

**3705.** The 3705 I and the 3705 II, unless otherwise noted.

**3800.** The IBM Printing Subsystems, Models 1, 3, and 8. A specific device type is used only when a distinction is required between device types. References to the 3800 Model 3 apply to both Models 3 and 8 unless otherwise explicitly stated. The IBM 3800 Model 8 is available only in selected world trade countries.



# Bibliography

## ***Virtual Machine/System Product:***

- *CMS Command Reference*, SC19-6209
- *CMS for System Programming*, SC24-5286
- *CMS Macros and Functions Reference*, SC24-5284
- *CP Command Reference*, SC19-6211
- *CP for System Programming*, SC24-5285
- *Data Areas and Control Block Logic Volume 2 (CMS)*, LY24-5221
- *Data Areas and Control Block Logic Volume 1 (CP)*, LY24-5220
- *Group Control System Command and Macro Reference*, SC24-5250
- *Installation Guide*, SC24-5237
- *Introduction*, SC19-6200
- *Operator's Guide*, SC19-6202
- *Planning Guide and Reference*, SC19-6201
- *System Messages Cross-Reference*, SC24-5264
- *System Product Editor Command and Macro Reference*, SC24-5221
- *System Product Editor User's Guide*, SC24-5220
- *System Product Interpreter Reference*, SC24-5239
- *Transparent Services Access Facility Reference*, SC24-5287

## ***Virtual Machine:***

- *Diagnosis Guide*, LY24-5241
- *System Facilities for Programming*, SC24-5288
- *Running Guest Operating Systems*, SC19-6212

**Others:**

- *CMS GAM/SP User's Guide*, LC33-0126.
- *DOS/VS Sort/Merge Version 2 Programmer's Guide*, SC33-4404.
- *Guide to the DOS/VSE Assembler*, GC33-4024
- *IBM Programmer's Guide to the Server-Requester Programming Interface for VM/SP*, SC24-5291.
- *IBM Virtual Machine/System Product and Stand-Alone Versions: Input/Output Configuration Program User's Guide and Reference*, GC20-1843
- *OS/VS and DOS/VS Analysis Program-1 (AP-1) User's Guide*, GC26-3855
- *OS/VS, DOS/VSE, VM/370 EREP Messages*, GC38-1045
- *OS/VS Message Library: Mass Storage System (MSS) Message*, GC38-1000
- *OS/VS Utilities Messages*, GC38-1005
- *VSE/Advanced Functions Messages*, SC33-6098
- *VSE/VSAM Messages and Codes*, SC24-5146

# Index

## A

abend  
  See abnormal termination (abend)

ABENDs  
  CMS (Conversational Monitor System)  
    dumps 63  
    reporting problems 63  
  CP (Control Program)  
    cause of 34-62  
    codes 34-62  
    collecting information 32  
    dumps 32  
    recovery 33  
    system programmer action 34  
  GCS (Group Control System)  
    dumps 69  
    reporting problems 69  
  TSAF (Transparent Services Access Facility)  
    dumps 101  
    reporting problems 101

abnormal termination (abend)  
  CMS (Conversational Monitor System)  
    causes of 64  
    codes 64-68  
    dumps 63  
    module names 64  
    reporting problems 63  
    user action 64  
  CP (Control Program)  
    cause of 34-62  
    codes 34-62  
    collecting information 32  
    dumps 32  
    recovery 33  
    system programmer action 34-62  
  GCS (Group Control System)  
    causes of 71  
    codes 71  
    dumps 69  
    module names 71  
    reporting problems 69  
    user action 71  
  TSAF (Transparent Services Access Facility)  
    causes of 102  
    codes 102-103  
    dumps 101  
    module names 102  
    reporting problems 101  
    user action 102

action on CP errors  
  general user 7  
  system operator 7

## C

cause of abnormal termination  
  CMS 64-68  
  CP 34-62  
  GCS 71-100  
  TSAF 102-103

CMS (Conversational Monitor System)  
  abnormal termination (abend)  
    causes of 64-68  
    codes 64  
    dumps 63  
    module names 64-68  
    reporting problems 63  
    user action 64-68  
  error messages 233-472  
  CMS EDIT subcommand messages 567-574  
  CMS Editor messages 567-574  
  CMS EXEC messages 578  
  codes  
    abend  
      CMS 64-68  
      CP 34-62  
      GCS 71-100  
      TSAF 102-103  
    wait state  
      CP 13-22  
      loader 23-25  
      stand-alone dump facility 26-31  
  component code in message identifier 1  
  Control Program (CP)  
    abnormal termination (abend)  
      cause of 34-62  
      codes 34-62  
      collecting information 32  
      dumps 32  
      recovery 33  
      system programmer action 34-62  
    error message numbers 6  
    error messages 105-231  
    problem determination 6  
      general user 7  
      system operator action 7  
    return codes 11  
    wait state codes 13-22  
  Conversational Monitor System (CMS)  
    abnormal termination (abend)  
      dumps 63  
      reporting problems 63  
    error messages 233-472  
  CP (Control Program)  
    See also Control Program (CP)  
    abnormal termination (abend)  
      collecting information 32  
      dumps 32

recovery 33  
error message numbers 6  
error messages 105-231  
problem determination 6  
    general user 7  
    system operator action 7  
return codes 11  
wait state codes 13

## D

DDR command return codes 12  
DEBUG command error messages 575  
debugging abends  
    CMS 64-68  
    CP 34-62  
    GCS 71-100  
    TSAF 102-103  
default setting for message display 5  
DIRECT command return codes 10  
displaying messages 5, 6  
DMCP command 7  
dumps  
    for CMS abend 63  
    for CP abends 32  
    for GCS abend 69  
    for TSAF abend 101

## E

EDIT subcommand messages 567-574  
Editor, CMS, messages 567-574  
Editor, VM/SP, messages 2, 374-390  
error messages  
    CMS 233-472  
    CMS EXEC interpreter 578  
    CP 105-231  
    DEBUG command 575  
    EXEC 2 interpreter 578  
    GCS 491-548  
    IPCS 473-490  
    System Product Interpreter 363-372, 578  
    TSAF 549-566  
errors, CP, action for  
    general user 7  
    system operator 7  
EXEC 2 interpreter messages 578

## F

format of messages 1

## G

GCS (Group Control System)  
    abnormal termination (abend)  
        causes of 71-100  
        codes 71  
        dumps 69  
        module names 71-100  
        reporting problems 69  
        user action 71-100  
    error messages 491-548  
Group Control System (GCS)  
    See also GCS (Group Control System)  
    abnormal termination (abend)  
        dumps 69  
        reporting problems 69  
    error messages 491-548

## I

identifier, message 1  
Interactive Problem Control System (IPCS)  
    error messages 473-490  
    return codes 12  
IPCS (Interactive Problem Control System)  
    See also Interactive Problem Control System (IPCS)  
    error messages 473-490  
    return codes 12

## L

Languages, displaying messages in other 6  
loader wait state codes 23-25

## M

message format 1  
message identifier 1  
message number  
    in CP error messages 6  
    in message identifier 1  
messages  
    CMS EDIT 374-390, 567-574

CMS EXEC interpreter 578  
 DEBUG command 575  
 displaying at terminal 5  
 displaying in other languages 6  
 error  
     CMS 233-472  
     CP 105-231  
     GCS 491-548  
     IPCS 473-490  
     TSAF 549-566  
 EXEC 2 interpreter 578  
 identifier  
 syntax conventions 3  
 System Product Editor 2  
 System Product Interpreter 363-372, 578  
 variables used in 3  
 MNOTES 3  
 module code in message identifier 1  
 module names of CMS abends 64-68  
 module names of GCS abends 71-100  
 module names of TSAF abends 102-103

## N

normal waits for stand-alone dump facility 30

## O

other languages 6

## P

prefix in message identifier 1  
 problem determination in CP  
     general user action 7  
     system operator action 7  
 punctuation in messages 3

## R

RC  
     See return codes  
 recovery from abnormal termination (abend)  
     CP 33  
 responses, unnumbered 3  
 return codes

from CMS DDR command 12  
 from CP DIRECT command 10  
 from IPCS 12  
 partial listing 9  
 sample 11

## S

SET EMSG ON command 5, 7  
 severity codes in message identifier 1  
 stand-alone dump wait state codes 26-31  
     normal waits 30  
     program execution 28  
     program generation 26  
 subcommands  
     DEBUG messages 575  
     EDIT messages 567-574  
 syntax in messages 3  
 system operator action  
     CP abends 32  
     CP errors 7  
 System Product Editor  
     See Virtual Machine/System Product (VM/SP)  
 System Product Editor messages 2, 374-390  
 System Product Interpreter 363-372, 578  
 system programmer action on CP abends 34-62

## T

terminals, displaying messages at 5  
 termination, abnormal  
     CMS 64-68  
     CP 34-62  
     GCS 71-100  
     TSAF 102-103  
 Transparent Services Access Facility (TSAF)  
     abnormal termination (abend)  
         causes of 102-103  
         codes 102  
         dumps 101  
         module names 102-103  
         reporting problems 101  
         user action 102-103  
     error messages 549-566  
 TSAF (Transparent Services Access Facility)  
     See also Transparent Services Access Facility (TSAF)  
     abnormal termination (abend)  
         dumps 101  
         reporting problems 101  
     error messages 549-566  
 type code in message identifier 1



**U**

unnumbered responses 3  
user action on CP errors 7

**V**

variables used in messages 3  
Virtual Machine/System Product (VM/SP)  
  messages  
    displaying 5, 6  
    format 1  
  System Product Editor messages 2, 374-390  
VM/SP  
  See Virtual Machine/System Product (VM/SP)  
VM/SP (Virtual Machine/System Product)  
  messages

displaying 5  
format 1

**W**

wait state codes  
  CP 13-22  
  loader 23-25  
  stand-alone dump facility 26-31  
  normal waits 30  
  program execution 28  
  program generation 26

**Numerics**

4nxx identifier, messages with 2



**International Business  
Machines Corporation  
P.O. Box 6  
Endicott, New York 13760**

**File No. S370/4300-39  
Printed in U.S.A.**

SC19-6204-4



**Is there anything you especially like or dislike about this book? Feel free to comment on specific errors or omissions, accuracy, organization, or completeness of this book.**

**If you use this form to comment on the online HELP facility, please copy the top line of the HELP screen.**

\_\_\_\_\_ **Help Information** line \_\_\_\_ of \_\_\_\_

IBM may use or distribute whatever information you supply in any way it believes appropriate without incurring any obligation to you, and all such information will be considered nonconfidential.

**Note:** Do not use this form to report system problems or to request copies of publications. Instead, contact your IBM representative or the IBM branch office serving you.

**Would you like a reply?  YES  NO**

**Please print your name, company name, and address:**

---

---

---

---

**IBM Branch Office serving you:** \_\_\_\_\_

Thank you for your cooperation. You can either mail this form directly to us or give this form to an IBM representative who will forward it to us.

**Reader's Comment Form**

CUT  
OR  
FOLD  
ALONG  
LINE

Fold and tape

Please Do Not Staple


Fold and tape



**BUSINESS REPLY MAIL**  
FIRST-CLASS MAIL PERMIT NO. 40 ARMONK, NY

POSTAGE WILL BE PAID BY ADDRESSEE:

NO POSTAGE  
NECESSARY  
IF MAILED  
IN THE  
UNITED STATES



INTERNATIONAL BUSINESS MACHINES CORPORATION  
DEPARTMENT G60  
PO BOX 6  
ENDICOTT NY 13760-9987



Fold and tape

Please Do Not Staple

Fold and tape



**Is there anything you especially like or dislike about this book? Feel free to comment on specific errors or omissions, accuracy, organization, or completeness of this book.**

**If you use this form to comment on the online HELP facility, please copy the top line of the HELP screen.**

\_\_\_\_\_ **Help Information** line \_\_\_\_ of \_\_\_\_

IBM may use or distribute whatever information you supply in any way it believes appropriate without incurring any obligation to you, and all such information will be considered nonconfidential.

**Note:** Do not use this form to report system problems or to request copies of publications. Instead, contact your IBM representative or the IBM branch office serving you.

Would you like a reply?  YES  NO

**Please print your name, company name, and address:**

---

---

---

---

**IBM Branch Office serving you:** \_\_\_\_\_

Thank you for your cooperation. You can either mail this form directly to us or give this form to an IBM representative who will forward it to us.

Reader's Comment Form

CUT  
OR  
FOLD  
ALONG  
LINE

Fold and tape

Please Do Not Staple

Fold and tape



**BUSINESS REPLY MAIL**  
FIRST-CLASS MAIL PERMIT NO. 40 ARMONK, NY

POSTAGE WILL BE PAID BY ADDRESSEE:

NO POSTAGE  
NECESSARY  
IF MAILED  
IN THE  
UNITED STATES



INTERNATIONAL BUSINESS MACHINES CORPORATION  
DEPARTMENT G60  
PO BOX 6  
ENDICOTT NY 13760-9987



Fold and tape

Please Do Not Staple

Fold and tape



**Is there anything you especially like or dislike about this book? Feel free to comment on specific errors or omissions, accuracy, organization, or completeness of this book.**

**If you use this form to comment on the online HELP facility, please copy the top line of the HELP screen.**

\_\_\_\_\_ **Help Information** line \_\_\_\_ of \_\_\_\_

IBM may use or distribute whatever information you supply in any way it believes appropriate without incurring any obligation to you, and all such information will be considered nonconfidential.

**Note:** Do not use this form to report system problems or to request copies of publications. Instead, contact your IBM representative or the IBM branch office serving you.

**Would you like a reply? \_\_\_ YES \_\_\_ NO**

**Please print your name, company name, and address:**

---

---

---

---

**IBM Branch Office serving you:** \_\_\_\_\_

Thank you for your cooperation. You can either mail this form directly to us or give this form to an IBM representative who will forward it to us.



Reader's Comment Form

CUT  
OR  
FOLD  
ALONG  
LINE

Fold and tape

Please Do Not Staple

Fold and tape



**BUSINESS REPLY MAIL**  
FIRST-CLASS MAIL PERMIT NO. 40 ARMONK, NY

POSTAGE WILL BE PAID BY ADDRESSEE:

NO POSTAGE  
NECESSARY  
IF MAILED  
IN THE  
UNITED STATES



INTERNATIONAL BUSINESS MACHINES CORPORATION  
DEPARTMENT G60  
PO BOX 6  
ENDICOTT NY 13760-9987



Fold and tape

Please Do Not Staple

Fold and tape

